

ANNUAL REPORT 2007-08



**GOVERNMENT OF INDIA
PLANNING COMMISSION
NEW DELHI**

ANNUAL REPORT

2007-08



सत्यमेव जयते

Government of India
Planning Commission
New Delhi

Website: planningcommission.gov.in

CONTENTS

	Particulars	Pages
Chapter 1	Role, Composition and Functions	1
Chapter 2	Economy and the Plan: An Overview	5
Chapter 3	The Plan	17
Chapter 4	Major Activities in the Planning Commission	28
4.1	Agriculture Division	28
4.2	Backward Classes, SC and Tribal Development	35
4.3	Bharat Nirman Programme	37
4.4	Communication & Information Division	39
4.5	Development Policy Division	45
4.6	Education Division	46
4.7	Economic Advisory Council to the Prime Minister	48
4.8	National Knowledge Commission	49
4.9	Environment & Forests Division	52
4.10	Financial Resources Division	52
4.11	Health, Nutrition & Family Welfare Division	55
4.12	Housing and Urban Development Division	61
4.13	Industry Division (including Coal Unit)	67
4.14	International Economic Division	69
4.15	Labour, Employment and Manpower Division	72
4.16	Multi Level Planning (MLP) Division	75
4.17	Plan Co-ordination Division	77
4.17.1	Plan Coordination	77
4.17.2	Parliament Section	80
4.18	Power and Energy Division	80
4.19	Project Appraisal and Management Division	83
4.20	Perspective Planning Division	88
4.21	Rural Development Division	90

	Particulars	Pages
4.22	Science and Technology Division	91
4.23	Secretariat for Committee on Infrastructure	92
4.24	Socio-Economic Research Division	101
4.25	State Plan Division	107
4.26	State Plan -Development of North Eastern Region	109
4.27	Transport Division	112
4.28	Tourism Cell	114
4.29	Village and Small Enterprises	114
4.30	Voluntary Action Cell	115
4.31	Water Resources	115
4.32	Women & Child Development	120
4.33	Administration and Other Services	122
4.33.1	Administration	122
4.33.2	Career Management Activities	122
4.33.3	Organisation Method and Co-ordination Section	123
4.33.4	Hindi Section	124
4.33.5	Library and Documentation Center	125
4.33.6	National Informatics Center – Yojana Bhavan Unit	125
4.33.7	Departmental Record Room	140
4.33.8	Planning Commission Club	140
4.33.9	Welfare Unit	141
4.33.10	Charts, Maps & Equipment Unit	142
4.33.11	Right to Information Cell (C&I Division)	144
Chapter 5	Programme Evaluation Organisation	145
Chapter 6	Vigilance Activities	163
Annexure	C&AG's Audit Observations	154
Annexure	Organisation Chart of Planning Commission	157

Chapter 1

Role, Composition and Functions

1. The Planning Commission was constituted in March, 1950 by a Resolution of the Government of India, and it works under the overall guidance of the National Development Council. The Planning Commission consults the Central Ministries and the State Governments while formulating Five Year Plans and Annual Plans and also oversees their implementation. The Commission also functions as an advisory Planning body at the apex level.

FUNCTIONS

2. The following functions have been allocated to the Planning Commission as per the Government of India (Allocation of Business) Rules, 1961:

- (a) Assessment of the material, capital and human resources of the country, including technical personnel, and formulation of proposals for augmenting such of these resources as are found to be deficient.
- (b) Formulation of Plan for the most effective and balanced utilization of the country's resources.
- (c) Definition of stages in which the Plan should be carried out on a determination of priorities and allocation of resources for completion of each stage.
- (d) Determination of the nature of machinery necessary for the implementation of the Plan in all its aspects.

(e) Identifying the factors which, are tending to retard economic development and determine the conditions which in view of current social and political situation, should be established for the successful execution of the Plan.

(f) Appraise from time to time the progress achieved in the execution of each stage of the Plan and recommend adjustment of policies and measures that such appraisal may show to be necessary.

(g) Public Co-operation in National Development.

(h) Specific programmes for area development notified from time to time.

(i) Perspective Planning.

(j) Institute of Applied Manpower Research.

(k) The overall coordination of the Pradhan Mantri Gramodaya Yojana.

Note: The overall coordination of the Pradhan Mantri Gramodaya Yojana (PMGY) will be the responsibility of the Planning Commission. However, overall management and monitoring of the individual sectoral programmes under PMGY will be the responsibility of the concerned nodal Ministry/ Department.

COMPOSITION OF THE COMMISSION

3. Prime Minister of India is the ex-officio Chairman of the Planning Commission and the present composition of the Planning Commission is:

1.	Dr. Manmohan Singh, Prime Minister	:	Chairman
2.	Shri Montek Singh Ahluwalia	:	Deputy Chairman
3.	Shri Pranab Mukherjee , Minister of External Affairs	:	Member
4.	Shri Arjun Singh, Minister of Human Resource Development	:	Member
5.	Shri Sharad Pawar, Minister of Agriculture and Consumer Affairs, Food and Public Distribution	:	Member
6.	Shri Lalu Prasad, Minister of Railways	:	Member
7.	Shri P. Chidambaram, Minister of Finance	:	Member
8.	Shri M.V. Rajasekharan, Minister of State for Planning	:	Member
9.	Dr. Kirit Parikh	:	Member
10.	Prof. Abhijit Sen	:	Member
11.	Dr. V.L. Chopra	:	Member
12.	Dr. Bhalchandra Mungekar	:	Member
13.	Dr. (Ms.) Syeda Hameed	:	Member
14.	Shri B.N. Yugandhar	:	Member
15.	Shri Anwarul Hoda	:	Member
16.	Shri B.K.Chaturvedi	:	Member

4. Deputy Chairman, Planning Commission is in the rank of Union Cabinet Minister, whereas all full-time Members (from S.No. 9 to 16 of the above composition) are in the rank of Union Minister of State.

5. The Prime Minister in his capacity as Chairman of the Planning Commission, participates and gives direction to the Commission on all major issues of policy.

6. The Deputy Chairman and the full time Members of the Planning Commission function as a composite body in the matter of detailed Plan formulation. They direct, guide and advise various Subject Divisions of the Commission in the exercises for preparing Approach Papers / Documents leading to Five Year Plans and Annual Plans formulations/ Mid-Term Appraisals etc. Their expert guidance is also available to the Subject Division for monitoring and evaluating the Plan Programmes, Projects and Schemes.

7. The Planning Commission functions through several Subject Matter Divisions and a few Specialist Divisions. Each Division is headed by a Senior Level Officer of the level of Joint Secretary designated as Adviser or Additional Secretary designated as Senior Adviser or by a Secretary level officer designated as a Principal Adviser.

8. These Divisions fall under two broad categories:

- (i) Specialist Divisions which are concerned with aspects of the entire economy e.g. Perspective Planning, Financial Resources, Development Policy Division, etc. and
- (ii) Subject Divisions e.g. Agriculture, Education, Health, Housing etc. which are concerned with specified fields of development in the related areas.

The Specialist Divisions functioning in the Planning Commission are :

- i. Development Policy Division,
- ii. Financial Resources Division, including State as well as Central Finances.
- iii. International Economics Division,
- iv. Labour, Employment and Manpower Division,
- v. Perspective Planning Division, including Statistics & Surveys
- vi. Plan Coordination Division,
- vii. Project Appraisal and Management Division,
- viii. Socio-Economic Research Unit
- ix. State Plan Division,
- x. Multi Level Planning Division including Hill Area Development, Western Ghats Development, Development and Reform Facility, Decentralised Planning etc.
- xi. Infrastructure Division [as Secretariat of the Committee on Infrastructure]

The Subject Divisions are :

- i. Agriculture Division,
- ii. Backward Classes and Tribal Development Division,
- iii. Communication & Information Division,
- iv. Education Division including Youth Affairs and Sports and Culture
- v. Environment and Forests Division,
- vi. Health, Nutrition & Family Welfare Division,
- vii. Housing & Urban Development Division,
- viii. Industry & Minerals Division,

- ix. Power & Energy Division,
- x. Rural Development Division,
- xi. Science & Technology Division,
- xii. Social Justice & Women's Empowerment Division,
- xiii. Transport Division,
- xiv. Village & Small Enterprises Division,
- xv. Voluntary Action Coordination Cell
- xvi. Water Resources (including Water Supply) Division
- xvii. Tourism Cell

Besides, the Planning Commission is also required to service various Committees and/or address such specific issues as may be assigned to it from time to time.

9. The Programme Evaluation Organisation (PEO) is an integral part of Planning Commission with a responsibility to undertake evaluation studies to assess the impact of selected Plan Programmes/ Schemes in order to provide useful feedback to the Planners and implementing agencies. Apart from its Headquarters at Delhi, the PEO has seven Regional Evaluation Offices in a few State Capitals and eight field offices attached with them.

Chapter-2

Economy and the Plan : An overview

1. PERFORMANCE OF THE ECONOMY

i) The growth rate of the Indian economy, measured by the Gross Domestic Product (GDP) at factor cost (at constant 1999-2000 prices) accelerated in the Tenth Plan period (2002-03 to 2006-07) to an average of 7.6%. This compares well with the past performance of growth rate of 6.5% per year in the Eighth Plan period (1992-1996) and 5.5% in the Ninth Plan period (1997-2001). The growth rate realized in the Tenth Plan period is highest in any Plan period so far. Besides, there was acceleration even within the Tenth Plan period and the growth rate in the last four years of the Tenth Plan (2003-04 to 2005-06) averaged 8.6% making India one of the fastest growing economies in the world.

Table 1:

Growth Rates of GDP at Factor Cost and GDP at Market Prices

Year	GDP at Factor Cost	GDP at Market Prices
2002-03	3.8	3.7
2003-04	8.5	8.4
2004-05	7.5	8.3
2005-06(QE)	9.0	9.2
2006-07 (RE)	9.4	9.4
Average : Tenth Plan	7.6	7.8
Tenth Plan Target	7.9	8.1

QE = Quick Estimates RE = Revised Estimates

Table-1 gives the GDP growth rates at market prices and factor cost for each of the five years of the Tenth Plan period. GDP at market price include the indirect taxes (net of subsidies) over and above the GDP at factor cost. The higher rate of growth of GDP at market prices as compared to factor cost is indicative of the higher growth of net indirect tax.

ii) The growth rate of GDP at market prices (at constant 1999-2000 prices) is estimated at 7.8 per cent per annum for the Tenth Five Year Plan (2002-03 to 2006-07), as against the overall GDP growth target of 8.1 percent per annum set for the Tenth Plan period. The growth rate measured by GDP at market prices is 8.8 percent per year in the last four years of the Tenth Plan, which exceeds the target growth rate of 8.1 percent per year in the Tenth Plan. The Sectoral growth performance analyzed later, demonstrate a decline in the GDP in agriculture sector by 7.2 percent in the first year of the Tenth Plan (2002-03) resulting in the aggregate growth of only 3.2 percent in that year. This substantial decline in agricultural GDP is primarily responsible for the shortfall in the growth target in the Tenth Plan.

2. SAVINGS AND INVESTMENT RATE

i) The high growth rate in the Tenth Plan is accompanied by acceleration in the domestic savings and investment rate. Savings as percentage of GDP, known as savings rate, increased in the

Tenth Plan period in a secular fashion. Investment as percentage of GDP, known as investment rate also increased in a secular fashion in the Tenth Plan period. The savings rate increased from 26.3 percent in the base year of the Tenth Plan (2002-03) to an estimated 34.4 percent in the terminal year (2006-07). Similarly, the investment rate increased from 25.2 percent in the base year of the Tenth Plan (2002-03) to an estimated 35.5 percent in the terminal year (2006-07). From the terminal year of the Ninth Plan to the terminal year of the Tenth Plan, the savings rate and the investment rate increased by 10.9% points and 12.6% points respectively. These are all time high. The savings and investment rates for each of the five years of the Tenth Plan are given in Table-2.

Table 2:
Savings and Investment Rate

Year	Savings Rate	Investment Rate
2002-03	26.3	25.2
2003-04	29.7	28.0
2004-05	31.1	31.5
2005-06(QE)	32.4	33.8
2006-07(Estimate)	34.4	35.5

QE = Quick Estimate

3. COMPOSITION OF SAVINGS

i) Savings are divided into public and private savings. Public savings consist of the savings of the government departments (also known as departmental savings) and public sector corporations (i.e., savings of public sector undertakings). Both components of public sector savings showed an improvement in the Tenth Plan. Table-3 gives the composition of savings by public and private sectors during the Tenth Plan period.

Table 3:
Composition of Savings

(Percent of GDP)

Year	Household Sector	Private Corporate Sector	Public Sector	GDS
2002-03	22.7	4.2	-0.6	26.3
2003-04	23.8	4.7	1.2	29.7
2004-05	21.6	7.1	2.4	31.1
2005-06 (QE)	22.3	8.1	2.0	32.4

QE: Quick Estimates

ii) The rate of saving of public sector improved from (-) 0.6% in 2002-03 to 2.4% in 2004-05, though it has lowered marginally to 2.0% in 2005-06. This improved performance of the public sector has occurred mainly due to an increase in savings of non-departmental enterprises, small increase in savings of departmental enterprises and reduction in dissavings of government administration. The improvement in the saving of Government administration has been due to three main reasons; first, the impact of the Fifth Pay Commission's recommendations worked itself out in the system; second the implementation of the Fiscal Responsibility and Budget Management (FRBM) Act, and the fiscal and revenue deficit targets for 2008-09 established thereby helped introduce an element of discipline; and third, the buoyancy in tax revenues arising out of the high growth rate recorded in the Tenth Plan combined with improvements in tax administration contributed to improved savings.

iii) Private savings consist of household savings, including direct investment by households, and corporate sector savings. Both components of private savings (households and corporate sector) have risen as a percent of the GDP in the Tenth Plan. Corporate savings have been especially buoyant in the Tenth Plan reflecting the very strong output

and financial performance of the private sector in recent years.

iv) The household sector continued to be a major contributor to gross domestic saving. The household savings as a ratio of GDP increased from 22.7% in 2002-03 to 23.8% in 2003-04. It declined to 21.6% in 2004-05, but again increased to 22.3% in 2005-06. Since 2000-01, the household sector has shown preference for saving in the form of physical assets relative to financial assets, which is mostly explained by the soft interest rate regime during the Tenth Plan period. However, the rise in savings rate during this period was contributed by increase in public and corporate savings. The rate of saving in private corporate sector increased from 4.2% in 2002-03 to 7.1% in 2004-05 and further to 8.1% in 2005-06. This increase is a reflection of the higher growth in profit earnings and its subsequent retention.

v) The composition of savings by household sector, private corporate sector and public sector in the Tenth Plan period shows (a) household sector is the main contributor to the domestic savings, and (b) public sector has started contributing positively to savings.

4. COMPOSITION OF INVESTMENT

i) There has been a structural change in the investment behaviour of the economy in the recent past. This is evident from the change in relative shares of public and private investment. The composition of investment between public and private sector shifted in favour of private investment. The share of public sector investment in total investment declined from 34.7% in the Eighth Plan to 29% in the Ninth Plan. The decline in the share of public investment to total investment continued in the first two years of the Tenth Plan but then began to be corrected in the next two years of the Tenth Plan period for which the data are available. Private sector investment continued

to be buoyant throughout the Tenth Plan period and consequently, the share of public investment in total investment in the Tenth Plan fell to 22%.

ii) A key assumption in the Tenth Plan was that the high growth rate of 8.1% could be achieved with only a relatively modest investment rate of 28.4%. This implies an implicit capital-output ratio of 3.5. The rationale of the assumption lies in the existence of unutilized capacities in both public and private sectors of the economy, at the beginning of the Plan period. The Tenth Plan, therefore, focused not only on increasing investment to accelerate growth rates but also to increase the productivity of existing resources as well as efficiency of new investment, with appropriate policy measures for tapping the idle capacity in public infrastructure investment. For the Tenth Plan, the capital-output ratio for the economy as a whole is somewhat higher, at 3.9.

5. GROWTH AND SECTORAL OUTPUT

i) The growth rate of Agriculture Sector is likely to be 2.1% per annum during the Tenth Plan as against the target of 4% per annum. Agriculture sector is plagued by the low growth rate since the Ninth Plan period and this continued in the Tenth Plan period. Agricultural growth has been affected by the erratic monsoon, decline in the share of agriculture sector from over 8% of total investment in 1999-2000 to around 6% of total investment in 2005-06, inadequate power and rural infrastructure apart from poor maintenance of existing irrigation and traditional water harvesting structures and insufficient technical expertise for watershed development. The noted signs of turn-around in the agriculture sector is visible, with the growth rate in the last two years of the Tenth Plan (2005-06 and 2006-07) averaging 4.4% per year, from less than 1% per year in the first three years (2002-03 to 2004-05).

ii) The growth rate in Industry Sector during the Tenth Plan is likely to be 8.9% per annum which is the same as the target, while for the Services Sector the likely growth rate during the Tenth Plan is 9.3% per annum, which also equals the Plan target for the sector. Therefore, the industry and services sector achieved target growth rate fixed for the Tenth Plan.

6. FISCAL PERFORMANCE

i) The industrial performance in the Tenth Plan improved from the very low growth rate of 4.3% in the Ninth Plan. This revival of industrial growth is a major achievement of the policy in recent years. The services sector has growth has been impressive in the previous two Plans and this growth accelerated sharply in the Tenth Plan.

ii) Despite low agricultural growth, the aggregate growth rate likely to be achieved during the Tenth Plan period is the highest for any Plan, so far. The sectoral (agriculture, industry and services) growth rates are given in the Table-4.

iii) The aggregate growth rate of the economy is characterized by substantial inter-regional variations. During the first four years of the Tenth Plan (2002-03 to 2005-06), the States/UTs, which have grown faster than the national average, are Jharkhand, Goa, Gujarat, Haryana, Himachal Pradesh, Chhattisgarh, Maharashtra, Manipur, Sikkim, Uttaranchal, Chandigarh, Delhi. The growth rate of Gross State Domestic Product, at 1999-2000 prices, during the first four years of the Tenth Five Year Plan is given in the Annexure.

iii) The finances of Centre and State governments are in a stronger position than ever before during the Tenth Five Year Plan. The objective of the fiscal restructuring recommended by FRBM, require complete elimination of the combined revenue deficit of the Centre and States by 2008-09 and containment of the aggregate fiscal deficit to 6 percent of GDP with Centre and States reducing to 3 percent of GDP each. Keeping these in view, the combined gross fiscal deficit of the Centre and States is budgeted to decline to 5.55 per cent of GDP in 2007-08 (BE). The combined revenue deficit is also budgeted to decline to 1.53 percent of GDP in 2007-08 (BE). The trend of deficit of Centre and State government is given in Table 5.

Table 4:

Sectoral Growth Rates

(at Factor Cost, 1999-2000 prices)

Year	Agriculture	Industry	Services	Total
2002-03	-7.2	7.1	7.4	3.8
2003-04	10.0	7.4	8.5	8.5
2004-05	0.0	9.8	9.6	7.5
2005-06(QE)	6.0	9.6	9.8	9.0
2006-07(RE)	2.7	10.9	11.0	9.4
Average : Tenth Plan	2.1	8.9	9.3	7.6
Tenth Plan Target	4.0	8.9	9.3	7.9

QE = Quick Estimates, RE = Revised Estimates

Table 5:
Trends of Centre and State Government's Deficit

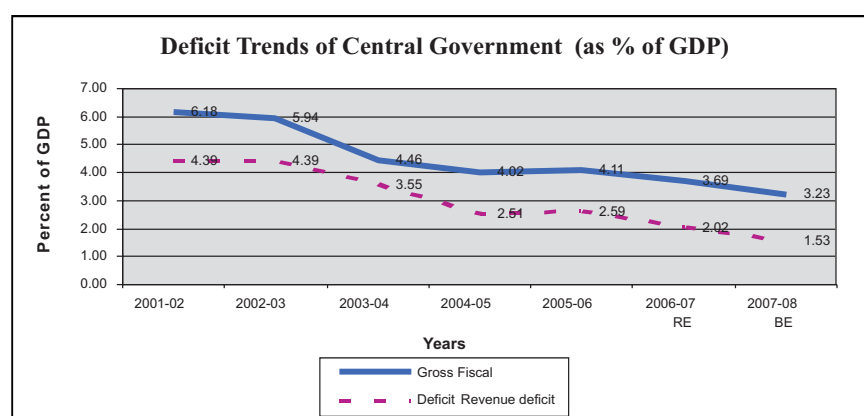
(as percent to GDP)

Year	Combined	Centre		State		
	Fiscal deficit	Revenue deficit	Fiscal deficit	Revenue deficit	Fiscal deficit	Revenue deficit
2002-03	10.00	6.63	5.94	4.39	4.06	2.24
2003-04	8.82	5.76	4.46	3.55	4.36	2.21
2004-05	7.47	3.67	4.02	2.51	3.45	1.16
2005-06	6.63	2.78	4.11	2.59	2.53	0.20
2006-07 (RE)	6.45	2.16	3.69	2.02	2.76	0.13
2007-08 (BE)	5.55	1.53	3.23	1.53	2.32	0.00

Source: Union Budget Document, RBI - State Finances: A Study of Budgets, various issues.

iv) The fiscal position of the Central Government has improved in 2007-08 (BE). The fiscal deficit of the Central Government declined from 5.9% of GDP in 2002-03 to 3.7% in 2006-07 (RE), and further to 3.2% in 2007-08 (BE). The revenue

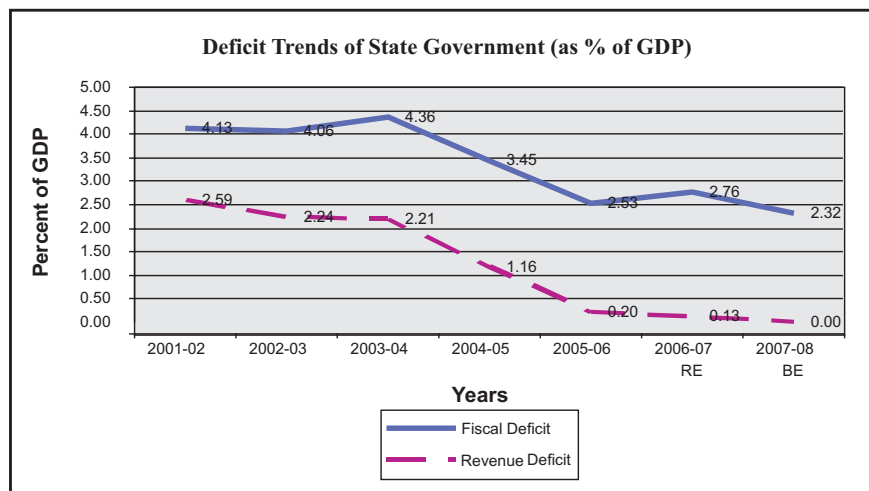
deficit of the Central Government declined from 4.4% of GDP in 2002-03 to 2.0% in 2006-07(RE), and further to 1.53% in 2007-08 (BE). The trend may be seen in the following graph:



Source: Union Budget Document, various issues

v) The fiscal consolidation effort by the State governments along with implementation of Twelfth Finance Commission (TFC) award has improved the overall performance of state finances. The fiscal deficit of the States has been declining in a secular fashion, from 4.06% of GDP in 2002-03 to 2.76% in 2006-07 (RE) and further to 2.32% in 2007-08 (BE). The revenue deficit of the States

also declined, from 2.24% of GDP in 2002-03 to 0.13% in 2006-07 (RE). The revenue deficit of the States would be eliminated completely by 2007-08 (BE). This would be made possible primarily through a dual measure of higher tax collection and containment of revenue expenditure. The trend in fiscal and revenue deficit of the State Government is given in the following graph:



Source: RBI, State Finances: A Study of Budgets, various issues.

vi) The interest payments of Central Government declined from 4.8% of GDP in 2002-03 to 3.5% in 2006-07 (RE), and further to 3.4% in 2007-08 (BE). The decline in interest payment is due to low interest rate, which is driven by market forces. The impact of low interest rate and TFC recommendation is yet to be fully reflected in the interest burden under States' finances. There has been marginal decline in the expenditure incurred on interest payment by the States from 2.9% of GDP in 2002-03 to 2.3% of GDP in 2006-07 (RE) and further to 2.2% in 2007-08 (BE).

vii) On the receipt side, the gross tax revenue of the Central government has been buoyant at 1.64 during the Tenth plan. The Tax-GDP ratio of Centre has improved significantly from 8.8% in 2002-03 to 11.34% in 2006-07 (RE) and further to 11.73% in 2007-08 (BE). Centre's non-tax revenue has declined from 2.9% in 2002-03 to 1.88% in 2006-07 (RE) and then marginally to 1.77% in 2007-08 (BE). On the States side, States own tax revenue has increased from 5.8% in 2002-03 to 6.23% in 2006-07 (RE) and reached 6.29% by 2007-08 (BE), whereas

the states own non-tax revenue has decreased continuously from 1.5% in 2002-03 to 1.35% in 2006-07 (RE) and 1.27% in 2007-08 (BE). The decline in revenue expenditure from 13.7% in 2002-03 to 13.02% 2006-07 (RE) and further to 12.73% to GDP during 2007-08 (BE) largely contributed to the reduction in revenue deficit of states.

viii) The net tax-GDP ratio of Centre has improved from 6.5% in 2002-03 to 8.4% in 2006-07(RE) and reached at 8.6% in 2007-08 (BE). The Centre's realisation for non-tax revenue in the Tenth Plan was, however, lower over the Plan period. The State Government's own tax revenue increased from 5.8 % of GDP in 2002-03 to 6.2% in 2006-07(RE) and marginally to 6.3% in 2007-08 (BE) while non-tax revenue increased from 3.3% to 3.8 % of GDP and remained the same during 2007-08 (BE). The realisation of own tax revenue of States as proportion to GDP was lower than the targeted average for the Plan. Table 6 gives the revenue of the Centre and the State Governments in each of the five years of the Tenth Plan and in the first year of the Eleventh Plan (2007-08).

Table 6:
Trends in Revenue of Centre and State Government

(as percent to GDP)

Year	Tax revenue		Non tax revenue	
	Net tax of Centre	Own tax of State	Centre	State
2002-03	6.45	5.78	2.94	3.32
2003-04	6.76	5.78	2.78	3.24
2004-05	7.19	6.05	2.60	3.34
2005-06	7.58	5.95	2.16	3.50
2006-07 RE	8.39	6.23	1.88	3.84
2007-08 (BE)	8.64	6.29	1.77	3.78

Source: Union Budget Document, RBI - State Finances: A Study of Budgets, various issues

ix) The component wise tax revenue of the Central government in each of the five years of the Tenth Plan and 2007-08 (BE) is given in Table 7.

The increase in tax revenues of Central Government has largely been influenced by the significant rise in receipts from service tax and corporation tax.

Table 7:
Growth of Tax Revenue of Central Government

(% per annum)

Years	Gross Tax Revenue	Corporation Tax	Income Tax	Service Tax	Customs & Excise
2002-03	15.61	26.12	15.19	24.83	12.71
2003-04	17.61	37.66	12.26	91.44	9.63
2004-05	19.90	30.08	19.04	79.95	12.43
2005-06	20.07	22.49	29.15	62.36	12.48
2006-07 (RE)	27.77	44.65	29.67	65.56	12.92
CAGR Tenth Plan	20.12	31.96	20.85	63.15	12.02
2007-08 (BE)	17.16	14.95	19.71	31.52	15.03

Source: Union Budget Document, various issues

x) The total outstanding liability of Central Government has declined from 63.4% of GDP in 2002-03 to 61.5 % in 2006-07 (RE) and further to 58.74% in 2007-08 (BE). Similarly, aggregate liability of all States together is estimated to fall

from 32.00% in 2002-03 to 30.8% in 2006-07 (RE) and again to 29.5% of GDP in 2007-08 (BE). Table 8 gives the outstanding liability of the Centre and the State Governments.

Table 8:
Outstanding liability of Centre and State Government

(Rs. crores at current price)

Year	Centre	as % to GDP	State	as % to GDP
2002-03	1559201	63.43	786427	31.99
2003-04	1736678	62.80	913376	33.03
2004-05	1994422	63.79	1029174	32.92
2005-06	2260145	63.36	1167866	32.74
2006-07 RE	2536464	61.48	1268683	30.75
2007-08 (BE)	2744442	58.74	1378663	29.51

Source: Handbook of Statistics on the Indian Economy, RBI - State Finances: A Study of Budgets, various issues

7. EXTERNAL SECTOR

i) The external sector of the Indian economy performed well in 2006-07 with exports reaching US \$ 127 billion during 2006-07 recording an impressive growth of 20.86%. In the first half of 2007-08, the exports witnessed some moderation with a growth rate of 19.98%. The ratio of export to Gross Domestic Product (GDP) at current market prices increased to 13.93% in 2006-07 from 13.12% in 2005-06. During April-September, 2007 exports are valued at US\$ 73.66 billion as compared to US\$ 61.45 billion during April-September 2006, registering an increase of 19.88 %.

ii) The growth of exports is mainly due to the rising competitiveness of some of the sectors like engineering goods and high commodity prices of petroleum products during the recent years which accounted for 61% of total growth of exports in 2006-07. Among traditional items tea,

coffee, tobacco, spices and oil meal registered a strong growth while cereals and marine products showed a decline. Gems and Jewellery exports has increased only marginally at 0.3% during the year as compared to 13.0% in 2005-06 mainly due to lower demand from US, Hong Kong, Singapore and Belgium. The top five countries to which Indian goods were exported in 2006-07 were USA, UAE, China, Singapore and UK.

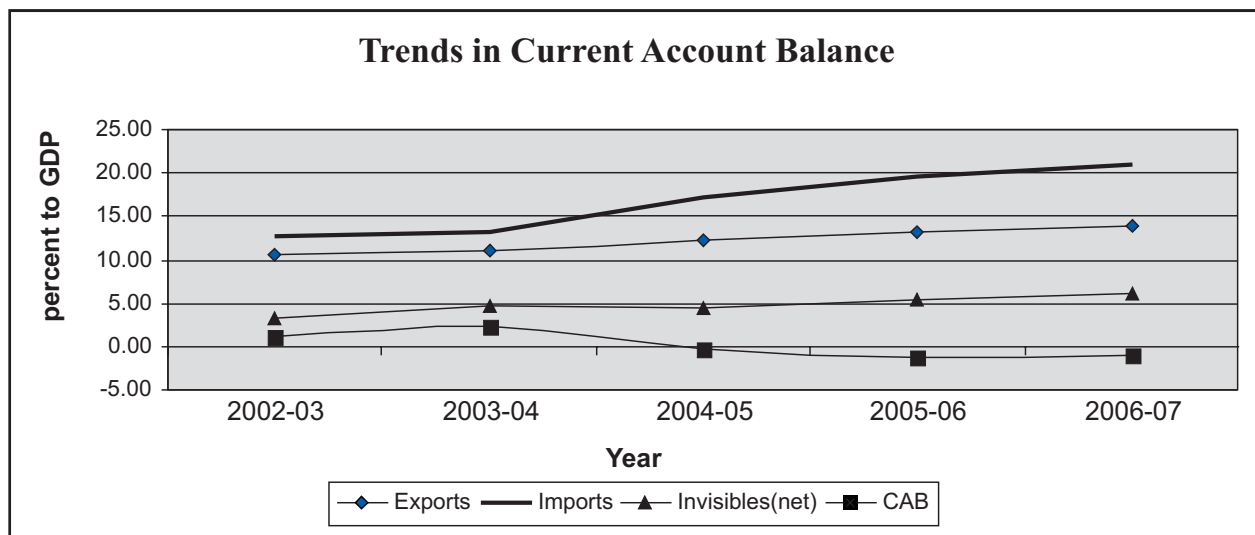
iii) India's imports amounted to US \$ 192 billion during 2006-07 as against US \$ 157 billion in 2005-06, implying a growth of 22.29%. During 2006-07, the oil imports at US\$ 57.1 billion posted a growth of 29.8% reflecting both high prices and volume. Oil imports during April-September, 2007 were valued at US\$ 31.4 billion, which was 6.1% higher than the oil imports of US\$ 29.6 billion in the corresponding period last year. The

imports to GDP ratio rose to 21 % in 2006-07 from 19.6% in 2005-06. During April-September, 2007 imports are valued at US\$ 116.1 billion as against US\$ 95.2 billion during April-September 2006, registering an increase of 21.95%. Composition of imports indicates a strong growth of capital goods, which accounted for 54% of the total non-oil imports in 2006-07. The major items of imports were electronic goods, transport equipments, gold and silver, machinery etc. Imports of chemicals, textile yarn, pearl, precious and semiprecious stones declined during 2006-07. The major share of imports to India came from China, Saudi Arabia, Germany, USA, UAE and Switzerland.

iv) The excess of imports over exports has widened the trade deficit. The merchandise trade deficit during 2006-07 touched a record US\$ 64.9 billion as compared to US\$ 51.9 billion in 2005-06. This large trade deficit in 2006-07 has been partly wiped by inflows from service exports and private transfers during the year. There has, indeed been a vast inflow of invisibles. The net invisibles during 2006-07 reached US \$ 55.3 billion as

against US \$ 42.7 billion in 2005-06. As a result, the current account deficit in 2006-07 has been contained to US \$ 9.6 billion, as compared to that of US \$ 9.2 in 2005-06. The trade deficit to GDP at current market prices increased from 6.47% of GDP in 2005-06 to 7.11% of GDP in 2006-07. During April-September, 2007 the trade deficit is valued at US\$ 42.40 billion as against US\$ 33.77 billion during the corresponding period of the previous year. The inflow of invisibles showed a 26.05% increase during April-September 2007 as compared to the corresponding period of the previous year. The current account deficit to GDP at current market prices increased from 1.15 % of GDP in 2005-06 to 1.05% of GDP in 2006-07. During April-September, 2007 the current account deficit is valued at US\$ 10.71 billion as against US\$ 10.34 billion during the corresponding period of the previous year.

The trend of exports, imports and current account balance during the Tenth Plan period is shown in the following graph.



Source: RBI, Handbook of Statistics on Indian Economy

v) There has been a substantial step up in foreign investment inflows with US \$ 20.4 billion of foreign direct investment and US \$ 109.6 billion of portfolio investment during 2006-07. The outflow of foreign investment as a whole was US \$ 114.5 billion. Thus the net foreign investment was US \$ 15.5 billion in 2006-07. In the first half of 2007-08, the net foreign investment was US\$ 22.2 billion as against US\$ 6.1 billion during the first half of 2006-07.

vi) The total foreign investment as ratio to GDP at current market prices has reached 1.70% in 2006-07 as against 2.15% in 2005-06. During April-September, 2007 foreign investment net inflows stand at US \$ 22.1 billion with US \$ 3.9 billion of foreign direct investment and a portfolio investment (net) of US \$ 18.33 billion.

vii) India's external debt stood at US \$ 170 billion as on end March 2007. This comprised US \$ 143.4 billion long-term debt and US \$ 26.24 billion short-term debt. The short-term debt thus constituted 15.43% of total debt. The multilateral debt constitutes 21% and bilateral debt constitutes 9.45% of total debt. The total debt at the end of September 2007 stood at US\$ 190.5 billion with US\$ 159.7 billion of long term debt and US \$ 30.8 billion of short-term debt.

viii) The foreign exchange reserves have been increasing continuously overtime and reached US \$ 199.2 billion by end March 2007. This increased further to US \$ 276.3 billion by January 4th 2008. This comprises foreign currency assets of US \$ 267.5 billion, gold reserves US \$ 8.3 billion and SDRs US \$ 3 million.

8. PRICE INFLATION

i) The average inflation rate measured by changes in Wholesale Price Index (WPI) was 5.0% during the Tenth Plan period (2002-03 to

2006-07) as may be seen in Table 9. Despite the oil price rise in excess of 40% per year in the third and fourth year of the Plan, the rise in the WPI during the Tenth Plan period was moderate. The price inflation measured through WPI during April to November 2007 has been lower at 4.36%.

Table-9:

Trend in Inflation Rates

Year	WPI	CPIIW	CPIAL
2002-03	3.41	4.10	3.20
2003-04	5.46	3.70	3.80
2004-05	6.48	4.00	2.70
2005-06	4.43	4.20	3.80
2006-07	5.42	6.80	7.60
Tenth Plan Average	5.04	4.56	4.22
2007-08 (Apr- Nov)	4.36	6.3	8.0

Legend: WPI = Whole sale Price Index

CPIIW = Consumer Price Index of Industrial Workers

CPIAL = Consumer Price Index of Agricultural Labourers

Source: Ministry of Industry and Commerce, Ministry of labour and Employment

ii) During the Tenth Plan period, the price inflation in the rural area measured by the CPI of agricultural labourers was lower than that in the urban area, measured by the CPI of industrial workers. Significantly, the rise in consumer price indices in rural and urban areas was slower than the WPI. In the recent months, however, there has been a pressure on rural price.

9. POVERTY ESTIMATES FOR 2004-05

i) On the basis of National Sample Survey (NSS) data on consumer expenditure of 61st Round (July 2004 to June 2005), the poverty ratio

at the national level is estimated as 28.3 percent in the rural areas, 25.7 percent in the urban areas and 27.5 percent for the country as a whole in 2004-05 using Uniform Recall Period (URP, in which the consumer expenditure data for all the items are collected from 30-day recall period) and 21.8 percent in the rural areas, 21.7 percent in the urban areas and 21.8 percent for the country as a whole using Mixed Recall Period (MRP, in which the consumer expenditure data for five non-food items, namely, clothing, footwear, durable goods, education and institutional medical expenses are collected from 365-day recall period and the consumption data for the remaining items are collected from 30-day recall period). The poverty estimates in 2004-05 based on URP consumption (27.5 percent) is comparable with the poverty estimates of 1993-94, which was 36 percent. The poverty estimates in 2004-05 based on MRP consumption (about 21.8 percent) is roughly (but not strictly) comparable with the poverty estimates of 1999-2000, which is 26.1 percent. The comparable poverty estimates based on URP consumption distribution and MRP consumption are given in Table-10 and Table-11 respectively.

Table-10

Comparison of Poverty Estimates Based on Uniform Recall Period
(in percent)

	1993-94	2004-05
Rural	37.3	28.3
Urban	32.4	25.7
Total	36.0	27.5

Table-11

Comparison of Poverty Estimates Based on Mixed Recall Period
(in percent)

	1999-2000	2004-05
Rural	27.1	21.8
Urban	23.6	21.7
Total	26.1	21.8

ii) The poverty estimates given in Table-10 and Table-11 permit a comparison between 1993-94 and 2004-05, estimated from URP consumption distribution and between 1999-2000 and 2004-05 for MRP consumption distribution. Both the comparisons show a decline and the decline is at the same rate over both the periods — 0.8 percentage points per annum.

**STATEMENT : REAL GROWTH RATE OF GROSS STATE DOMESTIC PRODUCT
AT 1999-2000 PRICES**

(PERCENT PER ANNUM)

Sl. No.	State\UT	2002-03	2003-04	2004-05	2005-06	2001-02 to 2005-06
1.	Andhra Pradesh	3.3	9.3	6.2	8.2	6.7
2.	Arunachal Pradesh	-3.9	10.6	12.2	4.2	5.8
3.	Assam	7.1	6.0	5.3	5.9	6.1
4.	Bihar	11.8	-4.2	11.0	0.1	4.7
5.	Jharkhand	3.3	7.5	26.9	6.7	11.1
6.	Goa	7.1	7.5	10.2	6.4	7.8
7.	Gujarat	8.1	14.8	7.4	12.2	10.6
8.	Haryana	5.2	8.4	8.6	8.0	7.6
9.	Himachal Pradesh.	5.1	8.1	7.6	8.5	7.3
10.	Jammu & Kashmir	5.1	5.2	5.2	NA	5.2
11.	Karnataka	4.6	3.4	11.4	8.7	7.0
12.	Kerala	7.2	6.2	8.0	7.3	7.2
13.	Madhya Pradesh	-3.9	11.4	3.2	6.7	4.3
14.	Chhattisgarh	-1.2	16.8	8.7	12.3	9.2
15.	Maharashtra	7.1	7.0	8.3	9.2	7.9
16.	Manipur	0.4	10.8	24.4	10.8	11.6
17.	Meghalaya	3.1	7.3	6.5	5.4	5.6
18.	Mizoram	10.4	3.2	4.2	NA	5.9
19.	Nagaland	8.2	10.2	6.6	NA	8.3
20.	Orissa	-0.1	14.7	12.6	NA	9.1
21.	Punjab	3.1	5.2	4.9	4.6	4.5
22.	Rajasthan	-9.9	28.7	-2.4	3.6	5.0
23.	Sikkim	7.3	7.9	7.7	8.0	7.7
24.	Tamil Nadu	1.8	6.0	11.2	7.4	6.6
25.	Tripura	NA	NA	NA	NA	NA
26.	Uttar Pradesh	3.2	5.0	4.3	6.1	4.6
27.	Uttaranchal	9.5	7.7	7.8	10.3	8.8
28.	West Bengal	3.8	5.7	6.6	8.1	6.1
29.	Andaman & Nicobar Islands	6.2	11.3	-4.2	10.8	6.0
30.	Chandigarh	10.1	11.3	13.3	13.6	12.1
31.	Delhi	5.6	7.3	10.3	9.2	8.1
32.	Pondicherry	9.5	5.1	-10.7	6.2	2.5
	All-India GDP(99-00 base)	3.8	8.5	7.5	9.0	7.2

Source: Central Statistical

Chapter 3

The Plans - 11th Plan-2007-12 and Annual Plan-2007-08

11TH PLAN

1 India has entered the Eleventh Plan period with an impressive record of economic growth. After a modest performance in the 9th Plan period (1997-98 to 2001-02), when GDP grew at only 5.5% per annum, the economy accelerated in the Tenth Plan period (2002-03 to 2006-07) to record an average growth of 7.6%, the highest in any Plan period so far. Besides, there was acceleration even within the Tenth Plan period and the growth rate in the last 4 years of the Plan has averaged 8.6% making India one of the fastest growing economies in the world.

Vision for the 11th Plan

2 The central vision of the Eleventh Plan is to build on our strengths to trigger a development process which ensures broad based improvement in the quality of life of the people, especially the poor, SCs/STs, OBCs, minorities and women. The National Development Council, in approving the Approach to the Eleventh Plan, endorsed a target of 9 percent GDP growth for the country as a whole. This growth is to be achieved in an environment in which the economy is much more integrated into the global economy, an integration that has yielded many benefits but also poses many challenges. If this is achieved, it would mean that per capita GDP would grow at about 7.5 percent per year to double in 9 years. However the target is not just faster growth but also inclusive growth, i.e. a

growth process which yields broad based benefits and ensures equality of opportunity for all.

3 This broad vision of the Eleventh Plan includes several inter related components: rapid growth that reduces poverty and creates employment opportunities, access to essential services in health and education especially for the poor, equality of opportunity, empowerment through education and skill development, employment opportunities underpinned by the National Rural Employment Guarantee, environmental sustainability, recognition of women's agency and good governance.

4 The 11th Plan provides an opportunity to restructure policies to achieve a new vision based on faster, more broad-based and inclusive growth. It is designed to reduce poverty and focus on bridging the various divides that continue to fragment our society. The Eleventh Plan aims at putting the economy on a sustainable growth trajectory with a growth rate of approximately 10 percent by the end of the plan period, create productive employment at a faster pace than before, and target robust agriculture growth at 4% per year. It seeks to reduce disparities across regions and communities by ensuring access to basic physical infrastructure as well as health and education services to all. It aims at recognising gender as a cross-cutting theme across all sectors and commits to respect and promote the rights of

the common person. The first steps in this direction were initiated in the middle of the 10th Plan based on the National Common Minimum Programme adopted by the government. These steps must be further strengthened and consolidated into a strategy for the 11th Plan.

Background to the 11th Plan

5 The Eleventh Plan was prepared on the basis of following directions/guidelines given to all Central Ministries/Departments for the preparation of the plan proposals:

(i) Every Ministry /Deptt. should outline their “Core Plan” and sectoral priorities keeping in view the priorities and objectives outlined in National Common Minimum Programme (NCMP), so that the available resources could be used in the most judicious and economically efficient manner.

(ii) ZBB exercise for all schemes should be given utmost importance by every Central Ministry/Department. This is necessary to prevent a mismatch between the requirement of funds and the Plan allocations and to focus on achievement of desired physical target rather than financial allocation.

(iii) To improve the quality of implementation of development programmes, emphasis was laid on converting financial outlays into outcomes. The target of intermediate output/ outcome of the Plan programmes/schemes implemented by Ministry/ Department may be worked out and assessment of the achievement of the targets with respect to quantifiable deliverables as given in the outcome budget may be provided.

(iv) Every Ministry/Deptt. should include the proposed/likely EAPs in its Annual Plan proposal, in order to integrate Externally Aided Projects (EAPs) and direct funded projects (i.e. outside the

budgetary flows) with the planning process and the allocation of budgetary resources.

(v) In pursuance to Prime Minister’s initiative for the North-Eastern region, all Central Ministries/ Departments were required to earmark at least 10% of the budget for the North-East (except those specifically exempted).

(vi) There is a need to encourage public-private partnership in promoting infrastructure to leverage public funds, ensure better value of money and to improve the quality of service delivery, particularly, delivery of social services like health care, primary education, provision of quality transportation facilities in the form of roads, railroads, ports and airports and safe drinking water and sanitation.

(vii) In accordance to the recommendations of a High Powered Committee for improving administrative efficiency by using IT, all the Central Ministries/ Departments have to make a provision of 2-3 % of their Plan/Non-Plan for programmes/ schemes relating to IT application, and to incur the expenditure exceeding 2-3 % of their budget (from plan and non-plan) for initiatives relating to furthering the use of Information Technology.

Major challenges of the 11th Plan

6 The 11th Plan mainly focused on the following Challenges

- (i) Agricultural Crisis: Regaining Agricultural Dynamism
- (ii) Changing Employment Patterns
- (iii) Providing Essential Public Service to the Poor.
- (iv) Increasing Manufacturing Competitiveness
- (v) Developing Human Resources
- (vi) Protecting the Environment

(vii) Improving Rehabilitation and Resettlement Practices.

(viii) Improving Governance

Allocation of Public Sector Resources- Centre and States

7 The projected assessment of resources of the public sector for the Eleventh Plan at Rs. 36,44,718 crore at 2006-07 prices comprises of the Center's share at Rs.21,56,571 crore and States/UTs share at Rs.14,88,147 crore. The resources for the Central Plan includes the GBS component of Rs.10,96,860 crore and the IEBR component of Rs.10,59,711 crore at 2006-07 prices.

8 The Eleventh Plan resources of the States and UTs are projected at Rs. 14,88,147 crore at 2006-07 prices, out of which States' Own Resources are Rs. 11,63,296 crore and the Central Assistance to States and UTs is Rs. 3,24,851 crore at 2006-07 prices. These allocations would be finalized in consultation with States. Table-1 indicates the resources and allocation of public sector resources for the Eleventh Plan.

Table-1,

Public Sector Allocation for Eleventh Plan

(Rs. Crore at 2006-07 Prices)

Center		
Sources of Funding		Allocation
1	Budgetary Support	10,96,860
2	IEBR	10,59,711
3	Total-Centre (1+2)	21,56,571
States & UTs		
Sources of Funding		Allocation
4	State Own Resources	11,63,296
5	Central Assistance to State/UT Plan	3,24,851
6	Total States & UTs(4+5)	14,88,147
Total Public Sector Outlay		
7	Grand Total (3+6)	36,44,718

9 A comparison of the distribution of the total GBS in the Tenth and the Eleventh Plan has been shown in Table- 2, In comparison to the Tenth Plan realization, there is an increase of 125 percent in the projected GBS for the Centre for the Eleventh Plan. The Central Assistance to State/UT Plans for State sector programmes is about 85.6 percent higher than the grant component realized during the Tenth Plan. The share of projected grant component of the Central Assistance to States/UT plan in the total GBS for Eleventh Plan has decreased slightly from what has been realized in the Tenth Plan (from 26.4% to 22.8%) primarily because a much higher allocation has been made to the Centrally Sponsored Schemes. The allocation to Centrally Sponsored Schemes has increased from 1.40 % of GDP for the Tenth Plan to 2.35% of GDP in the Eleventh Plan.

Table-2

GBS Allocation in 10th and 11th Plan

(Rs. Crore at 2006-07 Prices)

	Tenth Plan Realization		Eleventh Plan Projections		
	Amount	% Shares Total GBS	Amount	% Shares Total GBS	% increase over 10 th Plan
Central Sector	4,86,798	73.6	10,96,860	77.2	125.3
Support to State Plan*	1,75,021	26.4	3,24,851	22.8	85.6
Total	6,61,819	100	14,21,711	100	114.8

* Grant Component Only

10 The projection of GBS allocation to different sectors, Ministries/Departments and the support to State/UT Plan has been made in tune with the approach adopted for the Eleventh Plan for "faster, more broad-based and inclusive growth". The Eleventh Plan aims at putting the economy on a sustainable growth trajectory with a growth rate of 10% by the end of the Plan period by targeting

robust growth in agriculture at 4% per year and by creating productive employment at a faster pace than before. The Eleventh Plan focuses on poverty reduction, ensuring access to basic physical infrastructure, health and education facilities to all while giving importance to bridging the regional /social/gender disparities and attending

to the marginalized and the weaker Social Groups. Accordingly, a major structural shift across sectors has been proposed by allocating more resources to the priority areas identified for ensuring inclusiveness. A broad picture of the structural change in terms of sectoral allocation of resources has been shown in the Table 3.

Table-3

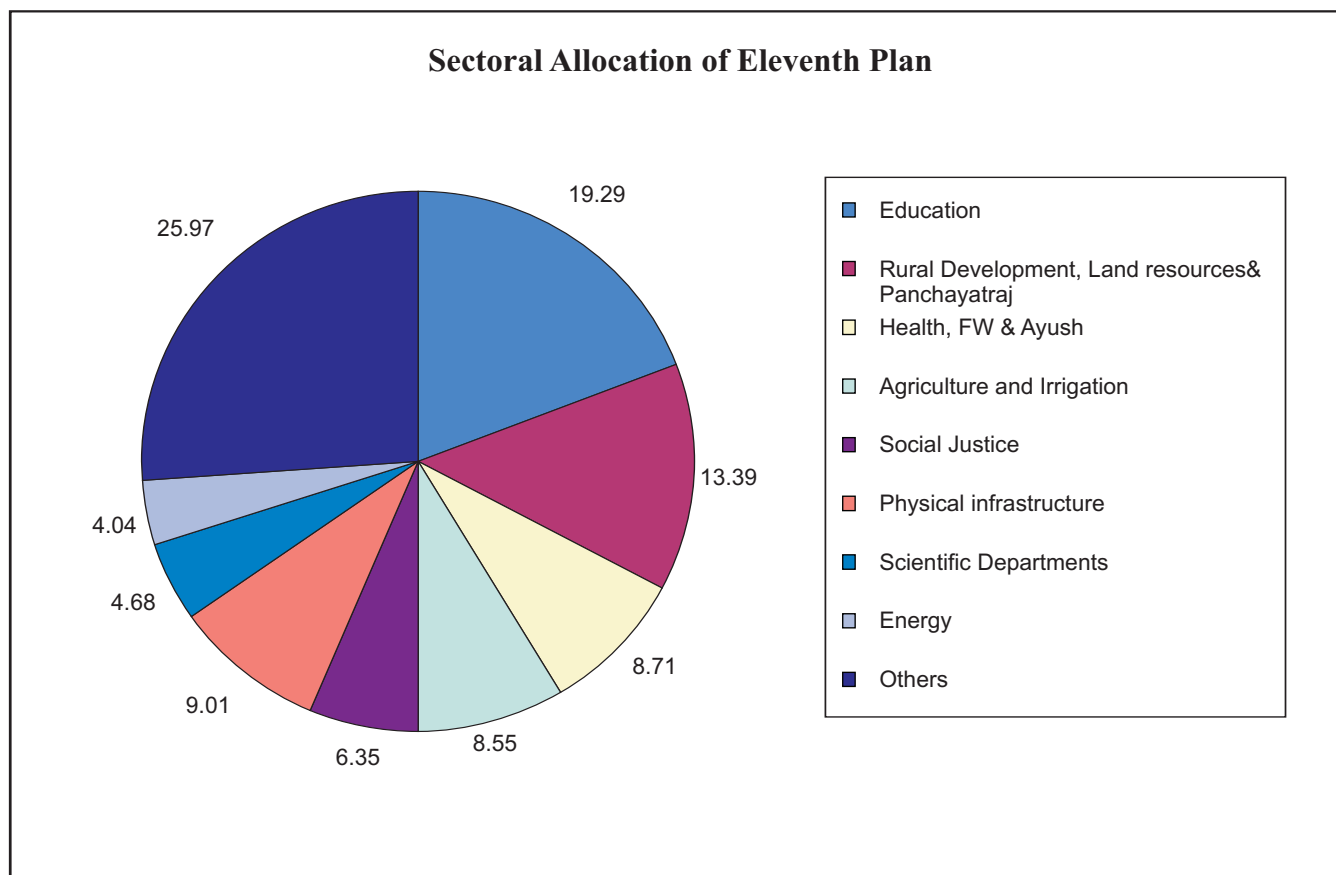
Sectoral Allocation: 10th Plan and 11th Plan

Sl. No	Sectors	BE#	% to Total	Projected Allocation	% to Total
1	Education	62,461	7.68	2,74,228	19.29
2	RD, LR & PR	87,041	10.70	1,90,330	13.39
3	Health, FW & Ayush	45,771	5.62	1,23,900	8.71
4	Agriculture and irrigation	50,639	4.47	90,273	6.35
5	Social Justice	36,381	4.47	90,273	6.35
6	Physical Infrastructure	89,021	10.94	1,28,160	9.01
7	Scientific Development	29,823	3.66	66,580	4.68
8	Energy	47,226*	5.81	57,409	4.04
	Total Priority Sector	4,48,403	55.10	1,052,436	74.03
9	Others	3,65,375	44.90	3,69,275	25.97
	Total	8,13,778	100.00	14,21,711	100.00

X Plan BE represents the actual allocation during the five years and not the original X Plan Projections

* Includes APDRP grant component only

Figure-I



11 About 74 percent of the total central allocation for the Eleventh plan has been put aside for the priority sectors listed below in Table 3 whereas, their share was only 55 percent in the Tenth Plan. It may be noted that the share of Infrastructure and Energy in the GBS allocation has fallen despite their being in the priority list. This is not a reflection of lack of priority but a reflection of a conscious policy to shift from public sector funding in these sectors to a strategy of increased IEBR and Public Private Partnership.

Thrust Areas of Eleventh Plan

12 The Sector-wise thrust areas identified for Eleventh Plan are given below:

(i) Education: Quality upgradation in Primary Education, Expansion of Secondary Education, major emphasis on upgradation of Higher Education including Technical Education, ICT throughout education system.

(ii) Health, Nutrition, Drinking Water & Sanitation: Major upgradation of rural Health infrastructure, Medical Education, Nutritional support to children and Pregnant & Lactating Women through ICDS, Health Insurance Base Urban Health, Health care for elderly; Achieving sustainability, improvement in service levels and moving towards universal access of safe and clean drinking water.

(iii) Agriculture & Irrigation: Ensuring Food Security, Supporting State specific agriculture strategy and programmes, Better seed production, Focused agricultural research, Extension, Development of modern markets.

(iv) Rural Development, Land Resources & Panchayati Raj : Universalization and improvement in programme delivery of NREGP; Integrated Watershed Management including management of underground water level.

(v) Social Justice & Empowerment: Special attention to the needs of SCs, STs and Minorities and other excluded groups through Pre-& Post metric scholarship, Hostel for Boys/girls, income and employment generation opportunities, multi-sectoral Development programmes for minority in Minority concentration Districts.

(vi) Physical Infrastructure: Emphasis on the Public Private Partnership in investment, Initiate policies to ensure time bound creation of world-class infrastructure, especially in remote and inaccessible rural areas and NE, Hinterland connectivity through improved rail & road infrastructure.

(vii) Energy: Electrification of all villages & extending free household connections to all 2.3 crore BPL households through RGGVY; Nuclear Power Development.

(viii) Scientific Departments: Development of satellite launch capabilities to GSLV-Mk-III; Development of New Energy Systems viz. Advance Heavy Water Reactor and Nanotechnology.

Annual Plan 2007-08

13. The Annual Plan Outlay (Central Plan) of 2007-08 amounts to Rs. 3,19,992.01 crore, comprising of Gross Budgetary Support (GBS) of Rs. 1,54,939.32 crore and Internal and Extra Budgetary Resources (IEBR) of Rs.1,65,052.69 crore. A GBS of Rs. 239322.35 Crore has been allocated as Central Assistance to the State/UT. The GBS has been allocated between Central Sector Plan and Central Assistance to State Plans keeping in view the flow of Plan resources between the two, so as to cover all important NCMP programmes including Flagship Programmes and priority areas indicated by the National Advisory Council.

Background to the Annual Plan 2007-08

14. The Annual Plan 2007-08 was prepared on the basis of following directions/guidelines given to all Central Ministries/Departments for the preparation of the plan proposals:

(i) Every Ministry /Deptt. should outline their “Core Plan” and sectoral priorities keeping in view the priorities and objectives outlined in National Common Minimum Programme (NCMP), so that the available resources could be used in the most judicious and economically efficient manner.

(ii) ZBB exercise for all schemes should be given utmost importance by every Central Ministry/Department. This is necessary to prevent a mismatch between the requirement of funds and the Plan allocations and to focus on achievement of desired physical target rather than financial allocation.

(iii) As Annual Plan 2007-08 is the first year of the Eleventh Plan, only those ongoing schemes/ programmes/ projects may be included which are in public interest and cannot be scrapped. without significant implications on the economy for which at least the preliminary feasibility study has already been carried out.

(iv) To improve the quality of implementation of development programmes, emphasis was laid on converting financial outlays into outcomes. The target of intermediate output/ outcome of the Plan programmes/schemes implemented by Ministry/ Department may be worked out and assessment of the achievement of the targets with respect to quantifiable deliverables as given in the outcome budget may be provided.

(v) Inputs emerged from the half yearly performance review meetings and the qualitative assessment of the achievements of quantifiable deliverables vis-à-vis their targets would have strong bearing on the Plan allocation for 2007-08.

(vi) Every Ministry/Deptt. should include the proposed/likely EAPs in its Annual Plan proposal, in order to integrate Externally Aided Projects (EAPs) and direct funded projects (i.e. outside the budgetary flows) with the planning process and the allocation of budgetary resources.

(vii) In pursuance to Prime Minister's initiative for the North-Eastern region, all Central Ministries/ Departments were required to earmark at least 10% of the budget for the North-East (except those specifically exempted).

(viii) There is a need to encourage public-private partnership in promoting infrastructure to leverage public funds, ensure better value of money and to improve the quality of service delivery, particularly,

delivery of social services like health care, primary education, provision of quality transportation facilities in the form of roads, railroads, ports and airports and safe drinking water and sanitation.

Highlights of Budgetary Allocation of Annual Plan 2007-08

15. The Plan allocations for the Annual Plan 2007-08 have been made keeping in view the goals and objectives outlined in the National Common Minimum Programme of the Government and particular, the following were the priorities in determining the Central Plan allocation:

- To ensure adequate funding of the flagship programmes (including all components of Bharat Nirman) of the government;
- To give priorities for funding of Scientific Departments;
- Special attention has been paid to Agriculture (including Animal Husbandary and Water Resources), infrastructure (Road Transport, Shipping and Railways) and Secondary Education.

16. Education is the most important equalizing social force. Investment in education is necessary for social and economic empowerment of the masses. Accordingly, the Gross Budgetary Support (GBS) of Department of Elementary Education & Literacy was raised from Rs. 17128 crore in 2006-07(RE) to Rs. 22191 crore in 2007-08, representing an increase of 29.56%. Similarly, budgetary allocation for the Department of Secondary & Higher Education has been raised to Rs. 6483 crore in 2007-08.

17. The pace of progress in improving our health indicators is not satisfactory. Gender sensitive

measures, such as IMR & MMR are not falling fast enough. To address these issues, the outlay for the Department of Health and Family welfare has been raised to Rs. 13875 crore essentially to make adequate provision for the National Rural Health Mission (NRHM). Since, drinking water supply and sanitation are essential components of any health intervention and strategy, the gross budgetary support for the Department of Drinking water Supply has been raised to Rs.7560 crore.

18. The plan outlay of the Department of Women and Child Development has been raised to Rs. 5973 crore. The Integrated Child Development Services (ICDS) is the flagship scheme of the Department which aims at supplementary nutrition, immunization of children and health and nutritional needs of pregnant and lactating mothers.

19. A substantial enhancement of more than 33.19% in GBS (over BE 2006-07) has been given to Department of Rural Development to make adequate provisions for flagship schemes of self employment, wage employment, rural housing and rural connectivity.

20. The budgetary allocation of the Department of Agriculture and Cooperation has been enhanced to Rs.-5520 crore essentially to provide a major thrust to National Horticulture Mission, Micro Irrigation and dry land farming keeping in view the priorities outlined in the National Common Minimum Programme. The plan allocation for Department of Animal Husbandry, Dairying and Fisheries has been raised to Rs. 910 crore to provide ample support to livestock and fisheries sector.

21. Power is critical infrastructure for making our industries competitive. Rural electrification is essential for improving the critical infrastructure in

rural areas and constitutes an integral component of Bharat Nirman — a flagship programme of Government. Accordingly, the gross budgetary support of the Ministry of Power has been raised to Rs. 33153.26 crore.

22. The GBS for the Ministry of Railways has been raised to Rs. 30275.31 crore. Special emphasis has been laid on Special Railway Safety Fund (SRSF). For the Department of Road Transport and Highways, gross budgetary support has been enhanced to Rs. 14589.32 crore essentially to meet the commitment of NHAI under various projects.

23. The investment in the Science and Technology is primarily aimed at promoting domestic research and development, so that India can play a significant role in the knowledge era. R & D activities also have multiplier effect on the development activities. Accordingly, the plan outlay of Department of Bio-Technology, Space, Scientific and Industrial Research and Science and Technology has been raised to Rs. 675 crore, Rs. 3420 crore, Rs. 1070 crore and Rs. 1526 crore , respectively.

24. The BE for Annual Plan 2007-08 for Centre, by Heads of Development, is summarized in Table 3.1 and Figure - II.

Review of Annual Plan 2006-07

25. Revised estimate for the Central Sector outlay for the Annual Plan 2006-07 was Rs. 2,44,229.26 crore, a decrease of ---- % over the Budget Estimates (BE) of Rs. 2,54,041.50 crore. The RE for Annual Plan 2006-07 for Centre, States/UTs, by heads of development, is summarized in Table 3.2.

Table 3.1
Budget Estimates of Annual Plan 2007-08 for Centre, States & UTs

(Rs. Crore)

S.No.	Head of Development	Centre			States & UTs	Total
		Budget Support	IEBR	Outlay	Outlay	
1	Agriculture & Allied Activities	8389.36	168.71	8558.07	10811.99	19370.06 (3.46)
2	Rural Development	16705.75	0.00	16705.75	15803.07	32508.82 (5.81)
3	Irrigation & Flood Control	507.00	0.00	507.00	38051.11	38558.11 (6.89)
4	Energy	8014.78	71143.67	79158.45	27116.97	106275.42 (19.00)
5	Industry & Minerals	6817.02	13617.40	20434.42	4568.35	25002.77 (4.47)
6	Transport	26015.66	45573.36	71589.02	30308.39	101897.41 (18.21)
7	Communications	589.66	25221.90	25812.00		25812.00 (4.61)
8	Science, Technology & Environment	8816.01	0.00	8816.00	1562.03	10378.03 (1.85)
9	General Economic Services	3558.81	73.35	3632.00	8119.03	11751.03 (2.10)
10	Social Services	74696.39	9254.30	83950.69	89010.80	172961.49 (30.92)
11	General Services	828.88	0.00	829.00	6238.22	7067.22 (1.26)
12	Special Area Programmes	0.00	0.00	0.00	7732.39	7732.39 (1.38)
	TOTAL	154939.32	165052.69	319992.00	239322.36	559314.36

- In Brackets Percentages of the total

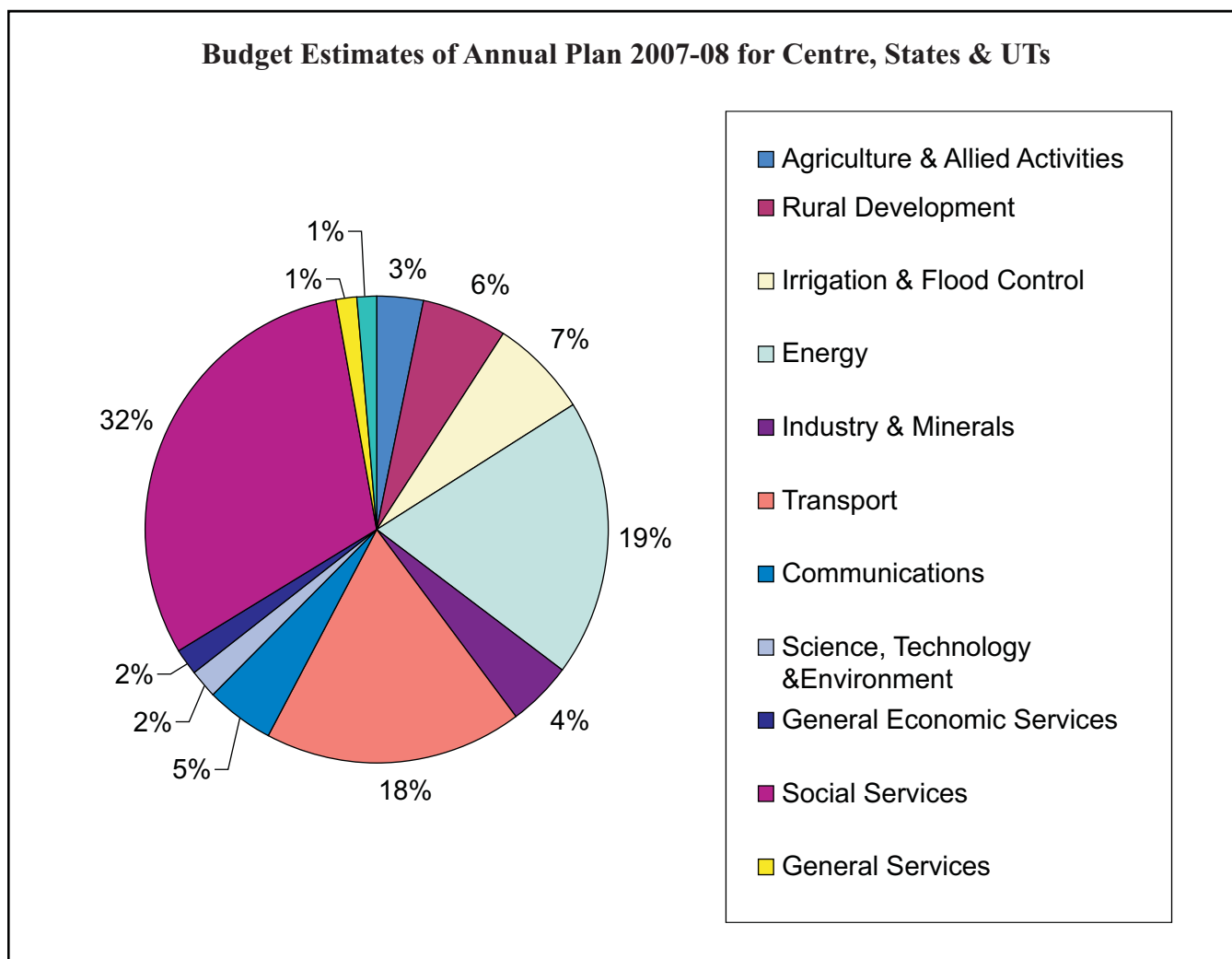
Table 3.2

Revised Estimates of Annual Plan 2006-07 for Centre, States & Union Territories

(Rs. Crore)

S.No.	Head of Development	Centre			States & UTs	Total
		Budget Support	IEBR	Outlay	Outlay	
1	Agriculture & Allied Activities	7279.27	112.38	7391.65	9595.25	16986.90 (3.93)
2	Rural Development	15642.75	0.00	15642.75	14814.90	30457.65 (7.62)
3	Irrigation & Flood Control	461.75	0.00	461.75	31658.02	32119.77 (7.44)
4	Energy	6761.66	62063.63	68825.29	19471.01	88296.30 (20.47)
5	Industry & Minerals	5425.11	7162.66	12587.77	4428.76	17016.53 (3.94)
6	Transport	24808.62	25010.19	49818.81	24806.40	74625.21 (17.30)
7	Communications	537.71	17313.70	17851.41	269.32	18120.73 (4.20)
8	Science, Technology & Environment	6773.95	0.00	6773.95	484.31	7258.26 (1.68)
9	General Economic Services	2565.51	0.00	2565.51	6125.92	8691.43 (2.01)
10	Social Services	55711.18	6056.95	61768.13	65969.58	127737.71 (29.62)
11	General Services	542.24	0.00	542.24	3544.33	4086.57 (0.94)
12	Special Area Programmes	0.00	0.00	0.00	5840.15	5840.15 (1.35)
		126509.75	117719.51	244229.26	187007.94	431237.20 (100)

Figure — II



Chapter 4

Major Activities in the Planning Commission

4.1 AGRICULTURE DIVISION

1. Agriculture Division is one of the wings in the Planning Commission which looks after issues relating to Agriculture and Allied sectors which are implemented by the Centre and the States. During the year 2007-08, the Division through saw viz, National Food Security Mission (NFSM), Rashtriya Krishi Vikas Yojana (RKVY), Technical Advisory Group (TAG) on Comprehensive District Agriculture Plan (C_DAP), Technical Advisory Committee (TAC) on Secondary Agriculture and also put into frame the Eleventh Plan . Besides, the Division also continues to monitor the ongoing programmes, schemes and projects and offers its view on behalf of the Planning Commission on new schemes and proposals submitted by the Centre and the State Government.

2. Agriculture being an important driver of macro-economic behaviour in the Country, Approach Paper to the Eleventh Five Year Plan visualized that 9% per annum growth for the economy as a whole can be achieved only if agriculture touches a growth rate of 4% per annum during the Plan period. To achieve this, progress in implementation of agriculture development plans included substantial increase in outlay for the Ministry of Agriculture since the Annual Plan 2004-05. The outlay of Rs. 8050 crore for 2007-08 for the Ministry of Agriculture exhibit a significant increase of 14.28% over outlay of Rs. 6900 crore during the year 2006-07. The progress of outlay and expenditure during 10th plan period for the three departments, namely, the Department of Agriculture and Cooperation (DAC), Department of Animal Husbandry, Dairying and Fisheries (DAHDF) and Department of Agricultural Research and Education (DARE) of the Ministry of Agriculture is given in following Table:

Table-4.1.1

Outlay and Expenditure of Department of Agriculture and Cooperation (DAC), Department of Animal Husbandry, Dairying and Fisheries and Department of Agricultural Research and Education

(Rs. in crore)

S.No		DAC	DAHDF	DARE	TOTAL
I	Tenth Plan Outlay (2002- 07)**	13200.00	2500.00	5368.00	21068.00
II	2002-03(BE)#	2167.00	300.00	775.00	3242.00
III	2002-03 (Expenditure)#	1655.94	230.26	650.75	2536.95
IV	2003-04(BE) #	2167.00	300.00	775.00	3242.00
V	2003-04 (Expenditure)#	2050.34	269.35	748.98	3068.67
VI	2004-05(BE)#	2650.00	500.00	1000.00	4150.00
VII	Additional GBS during 2004-05	440.00	100.00	-	540.00
VIII	2004-05 (RE)#	2945.00	575.00	900.00	4420.00
IX	2004-05 (Expenditure)#	2656.26	563.45	816.01	4035.72
X	2005-06 (Expenditure)#	3817.46	589.16	1046.75	5453.37
XI	2006-07 (RE)#	4860.00	750.00	1430.00	7040.00
XII	2007-08(BE)#	5520.00	910.00	1620.00	8050.00

Sources: - ** Tenth Plan Five-Year Plan (2002-07), Planning Commission, Government of India.

Union Expenditure Budgets Vol. I, Ministry of Finance, Government of India , from 2002-03 to 2007-08

3. To formulate the Eleventh Five Year Plan with objective of 4% growth rate, the division constituted following 12 Working Groups on different aspects of agriculture and allied sectors to examine and make suitable recommendations on the complex issues confronting agriculture sector:

LIST OF WORKING GROUPS ON AGRICULTURE & ALLIED SECTORS SET-UP FOR THE ELEVENTH FIVE- YEAR PLAN

S. No	Name of the Working Group	Chairman/Member Secretary
1.	Working Group on Crop Husbandry, Demand and Supply Projections, Agricultural Inputs and Agricultural Statistics	Chairman - Prof. V.S. Vyas , Chairman, Institute of Development Studies, Jaipur. (Chairman) Member-Secretary-Dr. Rajiv Mehta , Member Secretary, Commission for Agricultural Costs and Prices, New Delhi
2.	Working Group on Agricultural Extension.	Chairman - Mr. J.N.L. Srivastava , Former-Secretary, Department of Agriculture & Co-operation Member-Secretary-Shri K.V. Satyanarayana , Director General, MANAGE, Hyderabad.
3.	Working Group on Risk Management in Agriculture.	Chairman - Shri R.C.A. Jain , Former Secretary, Ministry of Agriculture & Co-operation Member Secretary- Shri M. Prasad , CMD, Agricultural Insurance Company of India Ltd.
4.	Working Group on Natural Resources Management.	Chairman— Prof. R.B. Singh , Member, National Commission on Farmers Member-Secretary-Shri Prem Narain , Joint Secretary, Department of Agriculture and Co-operation
5.	Working Group on Marketing Infrastructure and Policy required for Internal and External Trade.	Chairman - Prof. Shabd S. Acharya , Former Chairman CACP, Government of India and Hon. Prof. Institute of Development Studies, Jaipur Member-Secretary-Dr. A. Bhatnagar , Director General, NIAM, Jaipur
6.	Working Group on Outreach of Institutional Finance and Cooperative Reforms.	Chairman - Shri Y.C. Nanda , Former Chairman, NABARD Member-Secretary- Dr. K. G. Karmakar , Managing Director, NABARD
7.	Working Group on Gender Issues, Micro-Finance, Panchayati Raj Institutions, Innovative Finance and Public-Private Partnership (PPP) in Agriculture.	Chairman - Dr. Indira Hirway , Director & Professor of Economics, Centre for Development Alternatives, E-71 Akash, Near Chief Justice's Bungalow, Bodakdev, Ahemdabad, Member-Secretary- Shri S. S. Acharya , Executive Director, NABARD, Mumbai
8.	Working Group on Agro-Climatic Zonal Planning including Agricultural Development in North Eastern States.	Chairman - Dr. Panjab Singh , Vice-Chancellor, Banaras Hindu University, Varanasi. Member -Secretary- Dr. S. A. Patil , Director, IARI, New Delhi.
9.	Working Group on Horticulture, Plantation Crops and Organic Farming.	Chairman — Dr. K. L. Chadda , Member -Secretary- Dr. M. L. Choudhary , Horticulture Commissioner, Department of Agriculture and Co-operation
10.	Working Group on Animal Husbandry.	Chairman — Dr. N.R. Bhasin , Vice-President, Indian Dairy Association. Member-Secretary-Shri Arvind Kaushal , Joint Secretary, Department of Animal Husbandry & Fisheries.
11.	Working Group on Fisheries.	Chairman - Dr. S. Ayyappan , Dy. Director General (Fisheries) ICAR, N. Delhi. Member-Secretary-Dr K. K. Vaas , Director, Central Inland Fisheries Research Institute, Kolkata.
12.	Working Group on Agricultural Research and Education.	Chairman - Dr. C.R. Bhatia , Former-Secretary BARC. Member- Secretary- Dr. K.S. Khokhar , ADG (PIM) ICAR.

The Working Groups submitted their reports which have been examined for the purpose of translating these recommendations into programmes and policies to be implemented during Eleventh Five Year Plan.

4. The Agriculture Division constituted a Steering Committee on Agriculture & Allied Sectors on 25.10.2006 under the Chairmanship of Dr. C.H. Hanumantha Rao to suggest schemes for the Eleventh Plan including modification, up scaling or discontinuation of on-going programmes after examining the recommendations of the twelve Working Groups and also the Reports of the National Commission on Farmers. The Steering Committee has submitted its report to the Planning Commission.

5. The 'Sub-Committee of the NDC on Agriculture and Related Issues' constituted vide Planning Commission's order dated 25th August, 2005 under the Chairmanship of Shri Sharad Pawar, Union Minister of Agriculture and Consumer Affairs, Food and Public Distribution constituted following 8 working groups on specific issues.

- i. Working Group on Irrigation including Minor Irrigation under the Chairmanship of Chief Minister, Maharashtra,
- ii. Working Group on Animal Husbandry, Dairying and Fisheries under the Chairmanship of Chief Minister, Andhra Pradesh,
- iii. Working Group on Marketing Reforms, Contract Farming and Agro-Processing Sector under the Chairmanship of Chief Minister, Punjab,
- iv. Working Group on Region/ Crop Specific Productivity Analysis & Agro-Climatic Zones under the Chairmanship of Chief Minister, Orissa,

- v. Working Group on Credit and Risk Management under the Chairmanship of Member (Agriculture), Planning Commission,
- vi. Working Group on Dry land/ rainfed farming system including regeneration of degraded/ waste land, watershed development programme under the Chairmanship of Chief Minister, Gujarat.
- vii. Working Group on Technology under the Chairmanship of D.G, ICAR, New Delhi and
- viii. Working Group on WTO issues under the Chairmanship of Chairman, CACP.

All the Working Groups submitted their Reports which were considered by the Planning Commission.

6. National Development Council (NDC):

The special session of the National Development Council (NDC) on Food & Agriculture held on 29.05.2007 deliberated in depth on the issues concerning revitalization of agricultural economy and adopted a resolution laying down actions to be taken by the Central Government and States. The 53rd NDC resolution is:

53RD NDC RESOLUTION

The National Development Council resolves that agricultural development strategies must be reoriented to meet the needs of the farmers and calls upon the Central and the State governments to evolve a strategy to rejuvenate agriculture. The NDC reaffirms its commitment to achieve 4 per cent annual growth in the agricultural sector during the 11th plan and, towards this end, resolves that the following steps will be taken by the Central and State Governments:

Actions to be taken by the Central Government

1. Launch a Food Security Mission covering wheat, rice and pulses as a central scheme aimed at producing over the next four years an additional 8 million tonnes of wheat, 10 million tonnes of rice and 2 million tonnes of pulses over the base year (triennium ending 2006-07).
2. Introduce a new Additional Central Assistance scheme to incentivise States to draw up plans for their agriculture sector more comprehensively, taking agro-climatic conditions, natural resource issues and technology into account, and integrating livestock, poultry and fisheries more fully. This will involve a new scheme for Additional Central Assistance (ACA) to State Plans, administered by the Union Ministry of Agriculture over and above its existing Centrally Sponsored Schemes, to supplement the State-specific strategies including special schemes for beneficiaries of land reforms. The newly created National Rainfed Area Authority will on request assist States in planning for rainfed areas.
3. Provide additional resources for irrigation via AIBP, including a component on modernization, linked to adoption of improved participatory irrigation management and command area development. Schemes involving linkages of rivers within a state could also be considered for AIBP.
4. Give the national agriculture research effort a strategic focus by providing additional resources for the National Strategic Research Fund under the Ministry of Agriculture with a governance and implementation structure appropriate to fund Universities, CSIR laboratories and private institutions besides ICAR. Additional funding will also be provided to support regionally focused research projects in State Agricultural Universities.

5. Restructure the pattern of RIDF funding by NABARD and replace the present pattern of year by year fund allocation by State-wise indicative allocations for the entire 11th Plan period, which will keep in mind the needs of States with low rural credit-deposit ratios. Activities eligible for funding will be reviewed in the light of the needs identified in State agriculture plans for potential growth areas like horticulture, livestock, poultry and fishery including infrastructure for these areas.

6.. Initiate steps to restructure the fertilizer subsidy programme and its delivery to the farmer, and move to a system that provides balanced plant nutrition without adverse effects on soils. The use of bio-fertilizers, organic manure and micro-nutrients to enhance soil health will be promoted.

7. Take new initiatives to improve skill development in the farming community, including training of farmers in modern methods of agriculture as well as imparting skills relevant for non-agricultural activity.

Actions to be taken by State Governments:

1. Formulate District plan for each District that fully utilizes resources available from all existing schemes, State or Central, including resources at the district level from schemes such as BRGF and NREG. The District agricultural plan will include livestock and fishing and be integrated with minor irrigation projects, rural development works and with other schemes for water harvesting and conservation. Each State Government will set up appropriate unit(s) at District level for this purpose.
2. Prepare a State agricultural plan based on district plans aimed at achieving the State's agricultural growth objective, keeping in view the sustainable management of natural resources and technological possibilities in each agro-climatic

region. Each State will ensure that the baseline share of agriculture in its total State Plan expenditure is at least maintained, and upon its doing so, it will be able to access the new ACA to meet the Central contribution to the expenditure on the agricultural plan beyond the base line.

3. Make special efforts to complete all projects taken up under AIBP without time and cost overrun and prioritize irrigation projects in consonance with their agriculture production targets. States will make special efforts to ensure better water management and enhance water use efficiency.

4. Accord the highest priority to seed production so that adequate supply of quality seeds of relevant major crops and fodder is available at reasonable prices and at the right time. This is necessary to improve seed replacement rates, which help reduce yield gaps. There should be close liaison between State Governments and State agricultural universities or ICAR institutions for ensuring production of seeds of varieties suitable for each agro climatic region. Public Private Partnership between SAUs, State departments concerned and public sector for varietal development can be considered.

5. Undertake a major expansion and revamping of State agricultural extension systems. This will involve the State Agricultural Universities and Krishi Vigyan Kendra's; and include support animal resources development, expansion of soil testing capacity in each district and facilities to test input quality. The public-private partnership (PPP) mode should be used wherever possible.

6. Expedite signing of the MOU (if not done so far) for early implementation of the Vaidyanathan Committee recommendations and set monitorable deadlines for meeting the commitments so that the co-operative credit structure can be revamped.

7. Encourage development of modern markets by completing the process of amending the APMC Act and notify the rules there under, and also encourage development of linkages to markets through a variety of instruments including co-operatives of farmers, contract farming and other means preferred by the States. The process of notifying rules under the amended APMC legislation should be completed during 2007-08.

8. Concrete proposals to implement these steps will be spelt out in detail as quickly as possible both by the Central Government and by the State Governments.

7. Rashtriya Krishi Vikas Yojana (RKVY):

The 53rd NDC resolution initiated the introduction of a New Additional Central Assistance Scheme (ACA) to incentivise State to draw up plans for their agriculture sector more comprehensively, taking agro-climatic conditions, natural resources issues and technology into account, and integrating livestock, poultry and fisheries more fully. Accordingly, in order to incentivise States into making higher expenditure in Agriculture and Allied sectors, Government of India has initiated the Rashtriya Krishi Vikas Yojana (RKVY) which provides financial assistance in the form of Additional Central Assistance (ACA). The States are expected to make a minimum threshold level of investment to qualify for ACA, identify specific problems at the district level and work out District Agriculture Plan. The District Plans which will eventually emerge as the State Agriculture Plan will specifically focus on tackling the region specific handicaps. The RKVY envisages investment of Rs. 25,000 Crore over a period of five years co-terminus with the 11th Five Year Plan. Outlay for this scheme in the current year is Rs.1500 crores.

8. National Food Security Mission (NFSM):

During 11th Plan Food Security considerations remain an immediate priority, stemming from stagnation of foodgrains output, which still contribute about 65% of the total calorie consumption in the country. Although food grains are projected to have the lowest rate of demand growth, continuation of present stagnation in output would mean imports in excess of 20 million tonnes by the end of Eleventh Plan. Given current trends in world supply-demand balance, especially the increasing use globally of cereals for bio-fuel production, there is likelihood of upward pressure on domestic food grain prices.

In view of this, and the large existing potential from yield gaps in eastern and central India, it was felt necessary to immediately launch a Central sector Scheme in mission mode aimed at increasing foodgrains production by at least 20 million tonnes by the end of Eleventh Plan. The Department of Agriculture & Cooperation has initiated the National Food Security Mission (NFSM) covering 133, 138 and 168 districts under Rice, Wheat and Pulses respectively with an outlay of Rs.4882 Crore covering the three crops, namely Wheat, Rice and Pulses. The outlay will entail an expenditure of Rs. 138.11, Rs. 291.95 and Rs. 96.91 Crores for implementation of NFSM-Rice, NFSM-Wheat and NFSM-Pulses respectively during the current Annual Plan. An amount of Rs.127 crores has been released to the twelve States so far. The Mission aims at producing an additional 8 million tonnes of wheat, 10 million tonnes of Rice and 2 million tonnes of Pulses by the end of Eleventh Plan.

9. Technical Advisory Committee on Secondary Agriculture:

A Technical Advisory Committee (TAC) has been constituted under the Chairmanship of Prof. D.P.S Verma on "Promotion of secondary

Agriculture" by harnessing advanced technologies for giving boost to agriculture growth and adding value to primary produce on 29th May, 2007. The first meeting of Technical Advisory Committee was held on 15th -19th Sep, 2007 at New Delhi. The next meeting of the Committee is scheduled for 28th Jan, 2008.

10. Government has recently approved a rehabilitation package amounting to Rs. 16,978.69 crore for the farmers in distress in 31 selected districts in the 4 states namely Andhra Pradesh, Karnataka, Kerala and Maharashtra. The package comprises relief from the Prime Minister's Relief Fund for strengthening institutional credit support, irrigation development, promotion of micro-irrigation, watershed development, extension services, enhancing seed replacement rate, income augmentation through horticulture, live stock and fisheries development in these districts. The allocation made during 2006-07 has been to the tune of Rs. 7461.63 crores, the actual release up to 30th November, 2007 has been Rs. 9297.76 crores

11. To improve the efficiency and viability of the rural cooperative credit institutions and to suggest appropriate regulatory framework, a Task Force under the chairmanship of Prof. A. Vaidyanathan was set up in August 2004. The Task Force in its Report dated 4th February, 2005 has worked out the cost of Revival Package of Rural Cooperative Credit Institutions at Rs. 14839 crore which was proposed to be shared by GOI, State Government and Cooperative Credit Structure (CCS) Units. Based on the recommendations of the Task Force, the Government has finalized the package for revival of short-term Rural Co-operative Credit Structure involving financial assistance of Rs.14,000 crore. The financial package is linked to cooperative reforms by the State Governments and undertaking MOU to that effect.

12. The approval of restructured schemes by the division for development and strengthening infra-

structure facilities related to the production and distribution of quality seeds has shown tremendous results. The thrust area under this scheme involve Seed Village Programme to assist distribution of foundation seeds, assistance for seed production in private sector involving back ended subsidy (@ 25%), establishment and maintenance of Seed Banks/National Seed Grid and Quality Control arrangements. Applications and significance of Bio-technology in Agriculture, multiplication of hybrid seeds and tissue culture are the fundamental aspects under this scheme. Against the budget estimate of Rs 148 crores during 10th Plan, an anticipated expenditure of Rs. 202.86 crores has been made during the same period, besides, an amount of Rs. 97.57 crores as GBS has been provided for the scheme during 2007-08.

13. Amendment of Seeds Act, 1966 : The Cabinet has approved the Seeds Bill, 2004 in the month of August, 2004 and the Bill was introduced in the Rajya Sabha in the month of December, 2004. The Bill has been referred to the Parliamentary Standing Committee on Agriculture. Four Oral Evidences were given on 17.2.2005, 21.6.2005, 18.7.2006 and 26.7.2006 before the Parliamentary Standing Committee on Agriculture. At present, it is under reference in the Parliamentary Standing Committee. Based on the recommendations of the Committee, a draft Cabinet Note has been prepared in consultation with the Ministry of Law. The Cabinet Note will be submitted to the Cabinet shortly.

14. In the year 2007-08, the Department of Animal Husbandry and Dairying had implemented 8 Centrally Sponsored Schemes and 14 Central Sector Schemes. An amount of Rs 910 crore as BE for the year 2007-08 has been made, this includes 170 crore as Special Package for 31 suicide

prone districts of four States regarding Animal Husbandry.

15. Considering the importance of fisheries sector in generating more employment especially in the field of aquaculture, a new National Fisheries Development Board (NFDB) has been set up in September, 2006 with Headquarters at Hyderabad to realize the untapped potential in fisheries sector in Inland and Marine fish capture, culture, processing and marketing and overall growth of fisheries sector with the application of modern tools of research and development including bio-technology for optimizing production and productivity from fisheries.

16. In order to monitor the performance of the plan schemes, this division conducted Half Yearly Performance Review (HPR) meeting of Central Sector (CS) and Centrally Sponsored Schemes (CSS) of Department of Agriculture and Cooperation (DAC), Department of Animal Husbandry, Dairying and Fisheries and Department of Agricultural Research and Education at the Member's level.

17. The National Agricultural Innovation Project (NAIP), a World Bank financed scheme has been planned to develop an innovative end-to-end approach to research for solving problems of farmers. The overall objective of the programme is to facilitate the accelerated and sustainable transformation of Indian agriculture in support of poverty alleviation and income generation through collaborative development and application of agricultural innovations by the public organizations in partnership with farmers' groups, private sector and other stakeholders. The duration of the project is six years. The total project cost is US \$ 250 million, out of which the World Bank's share would be US\$ 200 million as credit and Government of India's share would be US\$ 50 million.

18. The Central Government has taken several steps to augment performance of agriculture and allied sectors which are listed below:

- The National Horticulture Mission has been approved by the Cabinet Committee on Economic Affairs (CCEA) on 19th May, 2005 and has become fully operational during 2006-07 & 2007-08.
- The Government has approved a Centrally Sponsored 'Micro Irrigation' programme that would facilitate improving water use efficiency.
- National Rainfed Area Authority (NRAA) has been constituted in Nov, 2006.
- Jute Technology Mission was approved in June, 2006
- Forecasting Agricultural Output using Space Agro-metrological and Land Based Observations (FASAL), jointly conceived by the Department of Space and Department of Agriculture and Cooperation was approved in the month of August, 2006.
- A new centrally sponsored scheme "National Mission on Bamboo Technology and Trade Development" was approved in October, 2006
- The foundation stone for central institute of Horticulture at Dimapur, Nagaland was laid in March, 2006, the institute will cater to the needs of development of Horticulture Sector in North Eastern Region. An amount of Rs. 4 crores has been provided in 2007-08 for the scheme.
- Under the Scheme "Support to State Extension Programme for Extension Reforms", 552 districts across the country have been identified for establishment of Agricultural Technology Management Agency (ATMA's), against which ATMA's

have been set up in 459 districts as on 30th Sep, 2007. The programme has been strengthened by promoting Farm Schools and Integrating progressive farmers.

- A National Commission on Farmers was constituted in 2004. Based on its key recommendations, views and suggestions of Ministries & State Governments, a National Policy for Farmers, 2007 has been approved and is likely to be announced shortly.

19. The Working Group discussions on State Annual Plans for Agriculture & Allied Sector for 2007-08 regarding Agriculture & Allied Sectors have been completed.

4.2 BACKWARD CLASSES, SCHEDULED CASTE AND TRIBAL DEVELOPMENT

The function of the Backward Classes & Tribal Welfare Division is primarily responsible to provide overall policy and guidance in formulation of plans and programmes for the empowerment of the Scheduled Castes (SCs), Scheduled Tribes (STs), Other Backward Classes and the Minorities and also to render advice for formulation and implementation of the special strategies of Tribal Sub-Plan (TSP) and Scheduled Caste Sub-Plan (SCSP) as the effective instruments of planning to ameliorate the socio-economic conditions of the STs and the SCs, respectively.

2. Empowerment as a long drawn process adopted the following three-pronged strategy: (i) Social Empowerment by removing existing and persisting inequalities as disparities and other problems besides providing easy access to basic minimum services. Education being the key factor for social development has been accorded top priority; (ii) Economic Empowerment to promote employment-cum-income generation activities with an ultimate objective of making

them economically independent and self-reliant; and (iii) Social Justice to eliminate all types of discrimination against them with the strength of legislative support, affirmative action, awareness generation / conscientisation and requisite change in the mind-set of people.

3. The functioning of the Division in coordination with all other concerned developed sector has been centered and guided by the basic approach is to empower achieve overall improvement in their socio-economic status. To this effect due weightage is given to the programmes catering to their socio-economic development keeping in view their special needs and problems especially in providing easy access to basic services like education, health, nutrition, sanitation, safe drinking water, along with suitable support and assistance for economic development.

4. During the period under report meetings of Steering Committee on Empowerment of Scheduled Castes, Other Backward Classes, Minorities and Scheduled Tribes were held in the context of formulation of Eleventh Five Year Plan policies to be implemented.

5. The Division continued its task of reorienting /rationalizing the ongoing policies and programmes towards empowering the socially disadvantaged groups viz., Scheduled Castes, Scheduled Tribes, Other Backward Classes and the Minorities to bring them on par with the rest of the society. Details of various activities undertaken by the Division during the financial year 2007-08 are given below:

Scheduled Castes (SCs) and Other Backward Classes (OBCs) development

6. Based on the progress of the implementation of programmes during the last five years (2002-07), an outlay of Rs. 2001 crore for the Ministry

of Social Justice & Empowerment was allocated which includes allocation of Rs. 1521.50 crore for SCs, and Rs 177.50 crore for OBCs (Remaining for Social Welfare sector). Priority has been given to mitigate and reduce poverty gap between general population and SCs and OBCs and to make these socially disadvantaged groups and self-reliant and economically independent.

7. The Division examined and offered comments on Cabinet Note / EFC and COS Memorandum relating to the schemes meant for welfare and development of these disadvantaged groups. In addition to it, research proposal / projects relating to SCs/OBCs, and Minorities issues were examined keeping in view their relevance to the overall policy guidelines and extending financial implications and outcomes.

8. In pursuance of the announcement made by the Prime Minister in the 51st and 52nd NDC meetings held on 27th June, 2005 and 9th December, 2006 all Central Ministries/States should prepare a separate development on Scheduled Castes Sub-Plan (SCSP) and Tribal Sub-Plan (TSP) and earmark fund in proportion to SC and ST population in their States. Officers of the division have also toured to States to impress upon them to prepare separate documents on SCSP and TSP. Emphasis was again given that SCSP and TSP strategies should become an integral part of the Annual Plans as well as the Five Year Plans so that full inclusion of SCs and STs in socio-economic development is achieved.

Scheduled Tribes development

9. During the Annual Plan 2007-08, the Planning Commission had closely and continuously interacted with the Ministry of Tribal Affairs in connection with the exercises relating to formulation and implementation of various programmes and policies towards the socio-economic development of the tribals leading to their empowerment. An amount

of Rs. 503 crore was provided to implement the various socio-economic development programmes benefiting STs in 2007-08. In order to achieve social and economic development of Scheduled Tribes, Division prepared and coordinated plan and policy for effective implementation of various programmes to bring the target groups into the mainstream with full regard to their genius and ethos of development by making them self-reliant.

10. The Division participated in various meetings organized by the Ministry of Tribal Affairs to discuss various aspects viz., development of forest villages, focusing the tribals and Conservative Cum- Development Plans (CCD) for development of Primitive Tribal Groups (PTGs) during the Eleventh Five Year Plan and Annual Plan 2007-08. The development of 75 identified PTGs spread over 15 States / UTs continued to assume priority importance in the Annual Plan. The Division had effectively participated in various meetings held in Ministry of Tribal Affairs for examining various PTGs specific development project proposals and creating irrigational infrastructure for the economic empowerment of the tribal and suggested effective and appropriate measure to be taken by NGOs who have been sponsored to undertake such projects.

11. During the year the Division examined among others, a number of Cabinet notes and proposals for EFC and appropriate comments were offered.

Minorities Welfare

12. Rs.500 crore for Ministry of Minority Affairs was earmarked in the Annual Plan 2007-08. In pursuance of implementation of the Prime Minister's 15-point programme, the Ministry of Minority Affairs formulated scholarship schemes for minority students- pre-matric, post matric and merit-cum-means based for graduate and professional courses. The Division offered

comments on the draft schemes. Comments were offered on SFC/ EFC and Cabinet/ CCEA notes for approval of the schemes during the period.

13. An Inter-Ministerial Task Force on implications of the geographical distribution of minorities in India was constituted under the Chairmanship of Dr. Bhalachandra Mungekar, Member Planning Commission. The Task Force submitted its report on 8th November 2007 to the Prime Minister.

4.3 BHARAT NIRMAN

- (i) Member Secretary Planning Commission chaired the review meeting of the components of Bharat Nirman namely irrigation, drinking water, electrification and telephone connectivity during May 2007.
- (ii) Member Planning Commission Shri BK Chaturvedi reviewed the progress of Bharat Nirman roads, drinking water and electrification components of Bharat Nirman during August 2007.
- (iii) As a follow up of the Member level review meeting Deputy Chairman Planning Commission addressed the Chief Ministers of the States of West Bengal, Jharkhand, Orissa, Bihar regarding expediting the progress under road sector to achieve Bharat Nirman Targets by 2009.
- (iv) The Outlays for the Bharat Nirman components have been increased by 31.6% in the Budget 2007-08 as compared to the outlays in 2006-07. The allocations for the individual components have been stepped up from 24 % to 52%.
- (v) The Special Window of assistance for roads component of Bharat Nirman through NABARD was operationalised during early financial year 2007-08.

Major Activities in the Planning Commission

- (vi) The Eleventh Five Year Plan Chapter on Bharat Nirman was prepared and finalized. Also the Annual Plan 2007-08 chapter of Bharat Nirman was finalized.
- (vii) Bharat Nirman being a part of the flagship programme of the Government, the progress of individual states was reviewed by the Planning Commission as a part of the Half Yearly Progress review and during the Working Group Discussions for the formulation of Annual Plan.
- (viii) The present status of the physical and financial achievements under various Bharat Nirman components are as under.

Bharat Nirman Cumulative Physical achievements from April 2005 to October 2007

(Rs crore)

S. No.	Component	Total Bharat Nirman target	Total ach'ment Upto Oct-07	Percentage achievement	Balance to be achieved	Total amount released till Oct-07
1	Irrigation (in million hectare)	10	3.138 (upto 3/07)	31.3	6.862	7168.53
2	Drinking Water habitations in no's (a) Not Covered (b) Slipped Back (c) Quality affected	55067 3.32 lakh 2.17 lakh	28048 192144 12198	50.9 172.6 5.6	27019 139460 204770	9395.6
	Total	6.04 lakh	232390		371249	
3	Roads (a) Habitations coverage (in nos) (b) New connectivity (in km) (c) Road upgradation (in km)	66802 146185.34 194130.68	16715 49117 62424	25.0 33.6 32.2	50087 97068.34 131706.68	16968.85
4	Housing# No of houses to be constructed	60 lakh houses	32.72	54.5	27.28	7531.02
5	Electrification (a) Unelectrified villages to be connected (b) BPL household to be electrified	1,25,000 230 lakh	44211 17.17 lakh (upto 12/07)	35.4 7.5	80789 212.83 lakh	6214.66
6	Telephone Connectivity No of villages to be connected*	66822	43225	64.7	23597	88.57

4.4. COMMUNICATION & INFORMATION

1. Communication & Information Division is primarily concerned with the plans, programmes & policies relating to Telecom, Postal, Information & Broadcasting and Information Technology Sectors of the economy. During the year major items of work handled by the division include examination of various policy issues, performance review of the sectors and preparatory work relating to formulation of eleventh Five Year Plan (2007-12) as well as Annual Plan 2007-08 and finalization. Besides above, the division also looks after maintenance of Planning Commission Web-site as well as management of Soochna Dwar. Two IT Projects being implemented by NIC are also looked after by the C&I Division in Planning Commission. In addition, RTI Cell is also functioning under the Division with Shri S.K. Mondal, Deputy Adviser (C&I) as Central Public Information Officer.

2. C&I Division has coordinated the various meetings/related activities in respect of Steering Committee on C&I formed for formulation of 11th Five Year Plan (2007-12) for the Departments/Ministries which comes under the preview of the Division.

3. The Division also coordinated and provided inputs to the Working Groups on IT, Post, Telecommunication and I&B and their various sub-groups for formulation of the 11th Five Year Plan(2007-12). The 11th Five Year Plan has been finalized in the 54th NDC meeting held on December,2007.

1. Telecommunications:

4. The Indian Telecommunication Network with 264.77 million connections (as on 30.11.07) has become fifth largest network in the world and second largest network in Asia. The sector

is one of the prime support-services needed for rapid growth and modernization of various other sectors of the country. The enormous growth in the Information Technology Sector has further augmented the growth of Telecom Sector and thus has registered significant success during the year. The sector, which was growing in the range of 20 to 25% up to the year 2002-03, has moved to a higher growth path for an average rate of 40 to 45% during the last two years. This rapid growth has been possible due to various proactive and positive decisions timely taken by the Government as well as the contribution of public sector and private sector. The teledensity achieved (upto 30.11.07) is 23.21% out of which urban teledensity is 60.07%, while the rural teledensity being 7.89%.

5. In the area of network expansion the growth of the sector can very well be observed by comparing that there were 183 million telephone connections up to

November, 2006. As against this upto November, 2007 the total number of telephone connections stands at 264.77 millions, thus indicating a growth of 44.68%. Wireless subscribers have surpassed fixed line subscribers. Number of mobile telephone connections has gone upto 225.46 million whereas fixed line connections are about 39.31 million only.

6. The major policy issues/notes/ schemes/projects examined in the Telecom Sector during the year has been briefed hereunder:-

- i. Finalization of 11th Five Year Plan Documents in respect of allocation of funds for various schemes of Department of Telecommunication and the plan has been approved by the NDC.
- ii. Finalization of Annual Plan 2007-08 allocation of funds for various schemes of Department of telecommunication.

- iii. Dedicated and fully secured communications Network for Defence and Security related requirements.
- iv. Undersea cabling between Mainland and Andaman & Nicobar (A&N) Islands through a Spur Route (UMA&N).
- v. Setting up of 6 numbers of Telecom Centres of Excellence (COEs) at various places.
- vi. Report of the Task Force on Development of J&K in respect of Telecom sector.
- vii. Various issues relating to charging and allocation of Spectrum.
- viii. Various new initiatives proposed to be launched through Universal Services Obligation Fund (USOF) such as: (i) Second Phase of Scheme of shared Infrastructure Support for Mobile Services to Rural Areas; (ii) Creation of infrastructure for provision of mobile services/broadband connectivity in rural and remote areas of Andaman & Nicobar Islands, Lakshadweep & Minicoy Islands and Leh/Ladakh region of J&K, and (iii) Provision of broadband connectivity to villages in a phased manner; (iv) establishment of products/ services based on new technological developments in the telecom sector on a pilot project basis in rural and remote areas; (v) USOF initiatives in strengthening the general rural infrastructure Optical Fiber Cable (OFC) Network Augmentation; (vi) Financial Assistance from USOF for use of Non-conventional survey in Rural Telecommunication.

Rural Telephony:

7. The universal service obligation policy came into effect from 1st April 2002. Village Public Telephones (VPTs) have been brought under 'Bharat Nirman' mainly to cover 66,822 uncovered villages including 14,183 to be covered on Satellite Media.

A focused programme to provide VPTs in 66,822 uncovered villages has been undertaken. Out of these, 51973 villages have been provided VPTs by November, 2007. Remaining 14849 villages are expected to be covered by June 2008. Funds for this programme are being utilized from Universal Services Obligation (USO) fund specially set-up for rural telephone infrastructure.

II. Postal Sector.

8. The Indian Postal System is the largest in the world in terms of number of post offices. It has a network of over 1.55 lakhs post offices, out of which 89% are in rural areas. The postal system is being run with the help of about 5.4 lakh employees. In the 11th Plan maximum importance has been given on technology up gradation and modernization including human resource development for providing world-class services to its customers at affordable price.

9. The total revenue during 2005-06 was Rs. 50,234.88 Million against the net working expenses of Rs. 62,333.72 Million leaving a gap of Rs. 12098.84 Million. The increase in postal revenue was to the extent of 13.35% whereas there was decrease in the budgetary deficit by 12.44% over the previous year.

10. During the year 2007-08 (up to December '07) the following important projects/schemes/policy issues pertaining to DoP were examined in the Division:

- (1) Finalization of 11th Five Year Plan Documents in respect of allocation of funds for various schemes of Department of Post and the plan has been approved by the NDC.
- (2) Finalization of Annual Plan 2007-08 allocation of funds for various schemes of Department of Post.

- (3) In Principal approval for 'Wet Leasing of Aircraft for carriage of Mails for major cities'. - For a speedy transportation of Mails in the North East, Department has already acquired a freighter aircraft on lease basis, (which has become operational only in August'2007)to provide the same quality of mail service in NE as is available to the rest of India. Another proposal is also under active consideration for wet leasing of three more aircraft to connect major Indian cities.
- (4) Examination of various issues in respect of Note for Cabinet on the Indian Post Office (Amendment) Bill 2007 so as to make amendments in the Indian Post Office Act, 1898 by a forward looking legislation. The proposal is under active consideration of the Cabinet so that postal services can be expanded with new postal concept at par with the world-class service and customer is served at affordable price.
- (5) Note for Cabinet for Setting up a Special Purpose Vehicle (SPV), a wholly owned Company with limited liability for the optimum development and management of Postal Estates.
- (6) National Data Centre - The work relating to National Data Centre is also in the advance stage of completion and likely to start functioning during the year. This Data Centre will use the data available through computerization & networking by developing an effective MIS. The database can serve as valuable source for policy planning, decision making and also for providing value-aided services to customers who seek IT enabled services, including financial service

III Information Technology

11. The world is in the midst of a technological revolution nucleated around Information and

Communication Technology (ICT). Over the past few years several initiatives have helped demonstrating the potential for using ICT in working towards developmental goals such as poverty alleviation, increased access to education and health services and reduce gender inequalities.

12. Poverty alleviation programs have leveraged ICT to increase opportunities for wage employment and micro-entrepreneurship. Use of technology has also helped raise the magnitude and reduce the vulnerability of returns earned by small producers from the economic activities by providing timely access to relevant information (e.g. details about the best prevailing prices for farmers, location of fish shoals for fishermen, weather reports etc. ICT can play a role in bridging gender disparities by directly benefiting the women who use technology as well as by improving the delivery of services for fishermen, weather reports, etc. ICT can play a role in bridging gender disparities by directly benefiting the women who use technology as well as by improving the delivery of services to women. This is also reflected in the relatively higher proportion of women employees in the Indian IT-ITES sector- as compared to other sectors of the economy.

13. The year 2006-07 witnessed a revalidation of the Indian Information Technology – Business Process Outsourcing (IT-BPO) growth story, driven by a maturing appreciation of India's role and growing importance in global services trade. Industry performance was marked by sustained growth of Indian Information Technology (IT) and IT enabled services continued to chart remarkable growth in the year 2006-07 also. In 2006-07 the production of Indian electronics & IT industry is estimated at Rs. 245,600 crore recording a growth of 29.1% indicating more than 5% growth rate over last year. During the year 2006-07, electronics and IT exports are estimated to be Rs.153,300 crore,

as compared to Rs. 113,725 crore in 2005-06, showing a phenomenal growth of about 35%. The software and ITES exports from India grew from US\$ 12.9 billion in the year 2003-04 to US\$ 23.6 billion in 2005-06.

14. The share of IT industry in GDP grew from 4.8% in 2005-06 to 5.4% in 2006-07. The number of professionals employed in India by IT and ITES sector is estimated at 1.63 million as on March, 2007

15. Department of Information Technology has taken certain focused initiatives in the field of e-governance, telemedicine, tele-education, language technology development, bio-informatics, nano-technology, setting up of Community Information Centres in Jammu & Kashmir ; propagating low cost ICT tools for the masses, IT security, Cyber education, high performance computing and developing manpower in the area of large scale integrated circuit design.

16. The major policy issues/notes/ schemes/projects examined in the Telecom Sector during the year has been briefed hereunder:-

- (1) Finalization of 11th Five Year Plan Documents in respect of allocation of funds for various schemes of Department of IT and the plan has been approved by the NDC.
- (2) Finalization of Annual Plan 2007-08 allocation of funds for various schemes of Department of IT.
- (3) Policy paper relating to setting up of Megafab.
- (4) Draft cabinet note on State Data Centre.
- (5) EFC memo on Capacity Building project for NeGP.
- (6) Review of two projects of Planning Commission, viz, Multilayered GIS mapping

of 600 districts and Computer Aided Digital mapping project relating to six cities(Ahmedabad, Bangalore, Kolkata, Chennai, Mumbai and Hyderabad) being executed by NIC.

- (7) Setting up of Videowall in Yojana Bhavan
- (8) EFC proposal on State Wide Area Network.
- (9) Proposals relating to setting up of 20IITs in PPP mode
- (10) Processing of ACA provision for 2007-08 in respect of e-Governance.
- (11) Proposal for ICT in Schools.
- (12) Proposals on National Map policy.
- (13) Coordinated the various meetings of Process Committee on UID project.

17. The Division has examined the Annual Plan 2007-08 proposals, Performance Review Reports of Annual Plan 2006-07, Half-Yearly (April-September 2007) Performance Review Reports, and Annual Plan 2007-08 proposals of all States and UTs

18. C&I Division has examined the report submitted by National Knowledge Commission(NKC) and prepared a note on follow up action based on the recommendations of NKC.

IV. Information & Broadcasting

19. The three broad classified sectors of the Ministry of Information and Broadcasting are information, film, and broadcasting with its twin wings of All India Radio and Doordarshan. The imperative need of innovative application of technologies in information and broadcasting sector has culminated into stiff competition among various media units to inform, entertain, and educate with a competitive edge. The PSU's and the Government had the formidable task of providing socio-economic development information through wholesome entertainment at a minimal cost. The role of traditional media units

and the broadcasting wings is far reaching in view of the fact that together they deliver a huge basket of services that empower the public by providing them choices of services, voice to their views and aspirations, and delivering to them information through various media units. The year 2007-08 is the starting of the 11th plan. The Eleventh Five Year Plan would aim at transforming the Information, Broadcasting, as well as the Film sector into a modern, efficient and responsive entity. To achieve this objective, in addition to putting in place necessary policy interventions, the barriers to investment in entertainment and media industry, which is spearheaded by the private sector, need to effectively address. Keeping this in view most of the schemes in the 11th plan has been brought to transform the traditional system and technology into the new most effective digital technological. An allocation of Gross Budgetary Support for Rs 475 crore was made for the Annual Plan 2007-08. The three broad sectoral status of the Ministry of I&B are given below.

Information Sector

20. Information sector was provided with Rs.42.55 crore, with major chunk of it allocated to PIB, Rs.10.13 crore; Song & Drama Division, 4.00 crore; DAVP, Rs.26.01 crore. The Information Media 's traditional system has been revamped through the introduction of modern ICT based performances to make the people more informed about the social issues.. Developmental information on the Government flagship programmes through the public Information campaign and thereby improving the awareness on the social issues has been focused during the 2007-08. The folk and traditional performances is the 'live media' of the Songs and Drama Division and has been effectively used for coherent bonding of the various or sub-segments of the society leading to cultural integrity of the border and remote areas with the rest of the country.

Film Sector

21.. Film sector plays a pivotal role through its initiatives for providing information, education, and motivation through visual media. The emergence of new technologies during the past few years has led the entertainment industries to steep rising through out the world , government monopoly has been drastically reduced. The Role of the Government remain mainly as facilitator enforcing conducive policy issues Public Private Partnership arrangement etc. Different film media units have taken up various schemes in this direction. The sector has been provided with Rs.41.98 crore, with a large portion of the fund being allocated to Film Division, Rs.9.64 crore; DFF, Rs.7.23 crore; CFSI, Rs.2.71 crore; CBFC, Rs.2.01 crore; NFDC, Rs.3.10 crore ; FTII Pune, 6.21and SRFTI, Kolkata, Rs.7.77crore. Directorate of film Festival has focused on organizing film shows, marketing and distribution of films produced in-house, foreign films through film festival's organized by it. Children Film Society of India (CFSI) produces short films, feature film and distribute them to the children so with the objective of protecting them from the unwanted commercial films. The increasing competition among the developed countries to minimize the cost of making digital content in special visual effects , gaming and animation film has led the government to set up of National Centre of Excellence for Animation and Gaming in the 11th five year plan. Public Private Partnership is being encouraged in this direction.

Broadcasting:

22. The two wings of the Prasar Bharati,, are allocated a fund of Rs78.20 for All India Radio and Rs306.54 crore for Doordarshan for its various schemes, few are highlighted here.

- Main thrust has been laid on the development of television and radio transmission in

J&K., and North Eastern Region's including island territories, through special packages developed for these states. J&K and North East Special Packages have been completed their first phase projects. A mix of terrestrial and satellite transmission coverage have been in operation. The Ku Band transmission project in these areas have led to wider reach and coverage in terms of both area and population. Both these special packages have entered their second phases. In this phase the projects are envisaged to further improve their coverage, and make impact on people's life style. The Special package for J&K phase-II has been brought for the development mainly on software, making its contents more entertaining at a cost of Rs300.00 crore. The Phase-II NE Package approved as a Tenth Plan scheme with a project cost Rs400.17 crore which includes coverage through DTH schemes in stead of some of the terrestrial schemes. The revised cost of AIR schemes projected is Rs 143.32 crore, and that of Doordarshan is Rs256.85 crore .

- AIR and DD are aspiring to go digital soon, by setting a future path for creating digital content, ensuring digital transmission, and switching of analogue transmitters at the earliest by 2017.
- The Youth Commonwealth Games at Pune in October 2008 and Commonwealth Games at Delhi in 2010 are offing speedily .Work is on progress at war foot speed for covering the games in High Definitions TV format converting Delhi to Digital mode by 2010. In view of the world wide trend to move from SDTV to HDTV mode, Prasar Bharati is gearing up for production and distribution and transmission in Digital Content.

Towards ensuring excellence and commercial viability in public service broadcasting, public private partnership is an effective model. One important initiative has been made in the form of FM Broadcasting through Private Sector participation. Under this model, existing AIR towers were allowed to be used by private firms in accordance with a model concession agreement between the Government and the private firm. This is envisaged to achieve the public-service broadcaster's goal of covering 60% population with high quality ratio transmission. Under this scheme 300 channels (appx.) would be provided through 90 stations.

23. The major policy issues/notes/ schemes/projects examined in the Information and Broadcasting Sector during the year has been briefed hereunder:-
 - Formulation and Finalization of outlays for 11th Five Yea Plan for the Ministry was the most important work followed by the Annual plan200-08 .
 - In-principle approval of the Commonwealth Games to be held at Pune (2008-09) and Delhi (2010) has been finalized.
 - In-principle approval/SFC/EFC processing of various schemes of all the sub-sectors are carried out. Some of them are: Media Outreach Programme, Special Publicity Programme and ICT programme of PIB, Developmental Publicity Programmer: Conception and Dissemination and Modernization of DAVP, Live Arts & Culture for rural India of Songs & Drama Division, Construction of Soचना Bhavan (Phase V), Acquisition and Exhibition of Archives Films of NFAI , Film production, Digitalization and Web

casting schemes of CFSI, grant-in-aid for FTII, Pune and SRFTI, Kolkata, Digitalization of Transmitters, studios, connectivity and DTH channel, strengthening of external services by Digital, of AIR. Digitalization of transmitters and HDTV of Doordarshan. Economic Analysis of growth initiatives and IFC activities for Community Radio for Main Secretariat.(Broadcasting).

V. Other Activities of the C&I Division: Soochna Dwar or Cyber café.

24. The Division is also associated in the management of 'Soochna Dwar' or 'Cyber Café'. The facility enables visiting media persons to browse the Internet for development information. It also provides information and publication to public at large.

Internal Information Service:

25. This is another service assigned to the division. It includes bringing out a computerized Daily Digest of selected news items and providing Newspaper clippings of plan related items to the office of the Deputy Chairman, MOS and other senior officials of the Planning Commission on daily basis.

Web-site of Planning Commission.

26. The Division is regularly updating the Web-site of Planning Commission efforts have been made to keep the site up-to-date by putting on the web the latest publications of the Planning Commission as well as dealing with other related aspects such as matter related to RTI Act and also acting as an interface between outsiders and the Planning Commission.

4.5 DEVELOPMENT POLICY DIVISION

The Development Policy Division is mainly concerned with monitoring of the macro-economic parameters of the economy, getting research done in the areas of interest and suggesting policy reforms. The Division also examines the recommendations on Minimum Support Prices (MSP) of various crops emanating from the Commission for Agricultural Costs and Prices (CACP) on the basis of references received from the Ministry of Agriculture. Besides, schemes of Department of Food & Public Distribution are examined by this Division as it is the nodal Division for all matters pertaining to the Department of Food and Public Distribution.

2. During the year 2007-08 (upto December), the following activities were performed:

(i) A Chapter on Governance was prepared in the Division for inclusion in the Eleventh Five Year Plan 2007-12 Document:

(ii) The following Chapters were prepared in the Division for inclusion in the Annual Plan 2007-08 Document:

- i. Policy Issues & Reforms Programmes
- ii. Macro-Economic Over view
- iii. Public Distribution System

(3) The Division examined the recommendations on Minimum Support Prices in respect of foodgrains (kharif and rabi), oil seeds, sugarcane, copra and jute made by the Commission for Agricultural Costs and Prices on the basis of Notes received from the Ministry of Agriculture.

(4) The Division organized Annual Plan 2008-09 discussions on the proposals of the Department of Food and Public Distribution.

(5) Constituted a High Level Group (HLG) on Services Sector under the Chairmanship of Shri Anwarul Hoda, Member, Planning Commission. The HLG was set up to comprehensively examine the different aspects influencing the performance of the services sector and suggest short-term and long-term policy measures to improve and sustain its competitiveness in the coming years.

(6) Organized meetings of the Steering Committee on Micro-Finance and Poverty Alleviation. The Committee submitted its Report in May, 2007.

4.6 EDUCATION DIVISION

1. The Education Division is concerned with all aspects of development planning in the field of education, art, culture, sports games and youth affairs. It does not, however, deal with education related to agriculture and allied sectors, public health, medical education and medical care.

2. The scope of work of the Education Division covers (i) different stages of education such as preprimary, primary, middle, formal and non-formal education, secondary, university and technical educational as well as (ii) special areas such as education of girl, children of scheduled castes, scheduled tribes & minorities and children with disabilities. The major development programmes relate to: Universalisation of elementary education, provision of universalized mid-day meals to primary school children, adult education, vocationalization of education, teacher education, science education, Educational Planning, Physical education, games and sports, scholarships, languages development, book promotion, libraries, youth service schemes, cultural institutions and activities etc.

3. During the year 2007-08, the major activity was preparatory work relating to the formulation of

the 11th Five Year Plan. The Steering Committees/ Working Group for various sectors were held under the Education Division Group related to the Ministries/ Departments of Education, Culture, Sports and Youth Affairs. Based on the out come of Steering Committees and Working Groups meeting which were also attending by States/UTs Secretaries, the processing/finalization of the XI Plan document was taken place for taking place .

4. In addition, activity related to the continuation of Plan schemes, viz, granting of 'in-principle' approval and examining the SFC/SFC/CCEA proposal in respect of the schemes of the Department of School Education and Literacy, the Department of Higher Education (under the MHRD), the Ministry of Sports and Youth Affairs and the Department of Culture, continued in the period under review. The mid-day meal scheme which was universalized or primary level in Sept., 2004 was extended to upper primary School children in all the 3429 educational backward blocks. The Half Yearly Performance Review (HPR) Meetings were held under the Chairmanship of Member (Education) to review the pace of expenditure of these Departments under the current year 2007-08. These HPRs critically examined the progress, identified the problem in implementing schemes and suggested suitable solution for better targeting/ utilization of funds.

5. The officers of the Division during the year participated in review of programmes and polices organized by Institutes like the National Institute of Educational Planning the Administration (NIEPA), the National Council of Educational Research and Training (NCERT) and the National Council for Teachers Education (NCTE) and project approval Board (PAB) of SSA.

6. Allocations under the sectors of Education, Youth Affairs and Sports and Culture were also

made in respect of the plans of States and Union Territories. In this context, the officers participated in a number of Working Group meeting for the finalization of States' Annual Plans 2007-08 proposals. The Division organized a Steering Committee meeting on Youth Affairs and sports to discuss XI Plan formulation and the Ministry was invited to make presentations of the draft Working Group Report proposals for the XI Plan.

7. The Education Division took various initiatives on policy issues during the year, including the following:

- The Division examined the revision of Central Assistance for conversion cost (cooking costs) of under the Flagships Scheme the Mid-day Meal Programme.
- The special dispensation to enable the North Eastern States to meet their share of funding under the Flagship Programme Sarva Siksha Abhiyan (SSA) was deliberated upon by the Division, whereby the North Eastern States contribute 10% of their share from their State Budget and the balance 15% is contributed from the Non lapsable Central Pool of Resource (NLCPR).
- The Division prepared the Policy papers one each on School Education & Higher Education and made a Presentation to PM.
- In September, 2007 the Division in consultation with MHRD and the PMO organized the first ever Full Planning Commission Meeting on Education Sector in the Eleventh Plan to discuss the thrust areas, new schemes/ initiatives and their modalities for implementation.
- The Division prepared and presented XI Plan document on Education (Education, Youth Affairs and Culture) for consideration of NDC held on 19th December 2007.
- A series of Inter-Ministerial Meetings were held to finalize the modalities for implementation of the proposed National Mission in Education through ICT the proposal for setting up new Indian Institutes of Technology.
- The Division convened a series of meetings to discuss the proposal of the Punjab Govt. for setting of a Knowledge City in Mohali which will house the proposed NINT, NABI, IISER & a Premier Management Institute.
- The Division also examined the funding and other modalities for the Commonwealth Youth Games to be held in Pune in 2008 and the Commonwealth Games to be held in 2010 in New Delhi.
- Contributed to the preparation of the document on Skill Development Mission on vocational education & training and polytechnic education.
- The Division made a presentation in the Cabinet Secretariat on the NKC recommendations on Networking, ICT Mission in Education, libraries & translation.
- The Division was involved in preparation of the Reform document in conduct of National Eligibility Test (NET) for recruitment of teaching faculty in institutions of higher learning.
- The Division examined the New Schemes of the Ministry of HRD such as Development of Tamil language & Central Institute of Classical Tamil.

Youth Affairs and Sports

8. The Education Division also looks after the overall planning and policy of the Ministry of

Youth Affairs and Sports. A meeting was held on 13.12.2006 under the Chairmanship of Sr. Adviser (YA&S/HUD) with States'/UTs Secretaries of Youth Affairs & Sports to chalk out the Approach/Policy/Strategy for 11th Five Year Plan concerning to Youth Affairs & Sports Sector (YA&S). The Eleventh Plan proposes to focus on the problem of adolescents. A separate Working Group/sub-group has been set up to look into the issues related to employment, social problems/ psychological problems faced by the youth.

9. In view to broad-basing the sports to the grass root level in rural areas, a scheme namely PYKKA was accorded 'in principle' approval. Following the ZBB exercise suggested by Planning Commission, Ministry of Youth Affairs & Sports restructured/merged/ modified some of their schemes/programmes, In order to hold CG-2010 and timely completion of sports infrastructure, the EFC proposals related to it were examined. Besides, the proposals seeking ACA of Rs.110 crore to Maharashtra Govt. for CYG-2008 to be held in Pune were examined. A draft Cabinet Note for Introducing a 'Comprehensive National Sports Policy -2008' was also examined.

Art & Culture

10. The Education Division offers overall guidance in formulation of plans and programmes for preserving and promoting the rich cultural heritage of the country. These are plans / programmes of the Department of Culture whose main activities include archaeological excavation, promotion of visual and literary arts, preservation of material and non-material heritage, development of museums, libraries and institutions. In a larger perspective, the Planning Commission also addresses issues relating to national identity in conjunction with several other Ministries/Departments such as those of Tourism, Education, Textile and External Affairs.

11. For construction activities of IGNC building complex, Govt. of India had released the funds amounting to Rs. 100 crore. An approval of the revised cost estimates of Rs. 133.76 crore (including expenditure of Rs. 100.88 crore already incurred) was presented before EFC for completion of two buildings namely (i) Kala Nidhi, Kala Kosha and Shared Resources 'A' and (ii) Sutradhara & Underground Parking 'B' as per estimates submitted by CPWD.

12. During the period under report, various plan schemes were examined by way of SFC and EFC proposals and Cabinet notes for continuation during the XI Plan.

4.7. Economic Advisory Council to The Prime Minister

1. An Economic Advisory Council (EAC) to the Prime Minister with the following composition has been functioning w.e.f 3.1.2005.

Dr.C. Rangarajan	Part-time Chairman
Ex-Governor, A.P	In the rank of Cabinet Minister
Prof. G.K.Chadha, Ex-Vice Chancellor, JNU	Part-time Member in the rank of MOS
Dr. Saumitra Chaudhuri	-do-
Economic Adviser, ICRA	
Dr. Satish C.Jha,	-do-
Ex Chief Economist, ADB	
Dr.M.Govinda Rao	-do-
Director, NIPFP	
Prof. Suresh Tendulkar	-do-
Prof. Delhi University	

2. The terms of Reference of the EAC are as under:

Analyzing any issue, economic or otherwise, referred to it by the Prime Minister and advising him thereon;

Addressing issues of macroeconomic importance and presenting views thereon to the Prime Minister. This could be either suo-moto or on a reference from the Prime Minister or anyone else;

Submitting periodic reports to the Prime Minister on macroeconomic developments and issues with implications for economic policy;

Attending to any other task as may be desired by the Prime Minister from time to time.

3. Administrative Arrangements and Budget

The Planning Commission is the nodal agency for the EAC for administrative, logistic, planning and budgetary purposes.

The EAC has been allocated a separate budget for the year 2007-08 under the Ministry of Planning.

The EAC has established its office in Hall- 'E' of Vigyan Bhavan Annexe. It is functioning on a lean staffing pattern. At the officer level, it has a full time Secretary (in the rank of Joint Secretary to Government), two officers in the rank of Director including PS to Chairman, and one Senior Research Officer.

Task Undertaken

4. In accordance with its terms of reference, the EAC has advised the Prime Minister on a number of issues referred to it by the PM/PMO. Among the important issues addressed by the EAC are the Structure and mandate of IIFCL, Restructuring

fertilizer subsidy, Mode of delivering national highways, Gas pricing, Coal pricing, Sub Prime crisis and its impact on India, Tax relief for exports and Rupee appreciation. EAC has brought out an Economic Outlook 2007-08, which provided an independent assessment of the growth prospects. Subsequently a review of this outlook was brought out under the title 'Review of the Economy 2007-08' which also offered inferences about the likely situation in the coming fiscal year, that is, 2008-09.

5. In addition to formal advice through notes, the Chairman of the Council has also informally advised the PM on important economic issues from time to time.

6. The Chairman of the Council is a member of the Energy Coordination Committee, Trade and Economic Relations Committee, Agriculture Coordination Committee, the Committee on Infrastructure, the Committee on Manufacturing, the Committee on Right to Education and the Committee on climate Change, all Chaired by the PM.

7. The EAC has met regularly throughout the year to deliberate on issues of economic policy and to concretize its views on advice to be given to the PM.

4.8 NATIONAL KNOWLEDGE COMMISSION

1. The National Knowledge Commission (NKC) was constituted on 13th June 2005 with a time-frame of three years, from 2nd October 2005 to 2nd October 2008. As a high-level advisory body to the Prime Minister of India, the National Knowledge Commission has been given a mandate to guide policy and direct reforms, focusing on certain key areas such as education, science and technology, agriculture, industry, e-governance

etc. Easy access to knowledge, creation and preservation of knowledge systems, dissemination of knowledge and better knowledge services are core concerns of the commission.

Terms of Reference

2. As per Government Notification of 13th June 2005, the following are the Terms of Reference of the NKC.

- Build excellence in the educational system to meet the knowledge challenges of the 21st century and increase India's competitive advantage in fields of knowledge.
- Promote creation of knowledge in S&T laboratories.
- Improve the management of institutions engaged in intellectual property rights.
- Promote knowledge applications in agriculture and industry.
- Promote the use of knowledge capabilities in making government an effective, transparent and accountable service provider to the citizen and promote widespread sharing of knowledge to maximize public benefit.

Objectives

3. The overarching aim of NKC is to enable the development of a vibrant knowledge based society. This entails both a radical improvement in existing systems of knowledge, and creating avenues for generating new forms of knowledge. Greater participation and more equitable access to knowledge across all sections of society are of vital importance in achieving these goals.

4. In view of the above, the NKC seeks to develop appropriate institutional frameworks to:

- Strengthen the education system, promote domestic research and innovation, facilitate

knowledge application in sectors like health, agriculture, and industry.

- Leverage information and communication technologies to enhance governance and improve connectivity.
- Devise mechanisms for exchange and interaction between knowledge systems in the global arena.

Organization

5. NKC consists of six Members, including the Chairman. All Members perform their duties on a part-time basis and do not claim any remuneration for the same. The Members are Dr. Sam Pitroda (Chairman), Prof. P.M. Bhargava (Vice-Chairman), Dr. Ashok Ganguly, Dr. Jayati Ghosh, Dr. Deepak Nayyar and Mr. Nandan Nilekani.

6. The Members are assisted in their duties by a small Technical Support Staff headed by an Executive Director seconded to the NKC by the government. The Commission is also free to co-opt Experts to assist in the management of its tasks.

7. The Planning Commission is the nodal agency for the NKC for planning and budgeting purposes as well as for handling Parliament related responses.

Modus Operandi

8. The methodology followed by the NKC is as follows:

- 1) Identification of key focus areas
- 2) Identification of diverse stakeholders and understanding major issues in the area
- 3) Constitution of Working Groups of experts and specialists; organization of workshops, extensive formal and informal consultations with concerned entities and stakeholders

- 4) Consultation with administrative Ministries and the Planning Commission
- 5) Discussion in NKC to finalize recommendations in the form of letter to the PM from the Chairman, NKC
- 6) Letter to PM containing key recommendations, first steps, financial implications etc. The letter will be supported by the relevant explanatory documents.
- 7) Widespread dissemination of NKC recommendations to state governments, civil society and other stakeholders, also using the NKC website
- 8) Initiating the implementation of the recommendations under the aegis of the PMO
- 9) Finalizing the recommendations based on stakeholder feedback and coordinating/ following up the implementations of proposals

FOCUS AREAS

Access to Knowledge

9. Access is one of the most fundamental issues in a knowledge society. Even if universities, research institutions and laboratories produce large amounts of knowledge, it will be of little use until the majority of the population actually possesses adequate means to acquire, absorb and communicate this knowledge. Focus areas include literacy, libraries, translation, networks, portals and affirmative action.

Knowledge Concepts

10. Advances in knowledge and its applications are products of human endeavours; therefore it is of utmost importance that we nurture the skills and intellectual capacities of our largely youthful population in order to build a strong base of human

capital that can transform India into a strong knowledge economy. Focus areas include literacy, language, elementary education, secondary education, higher education, professional education, vocational education and distance education.

Knowledge Creation

11. Although India has the option of borrowing or buying new knowledge from abroad, it is important to create self-sufficiency by promoting indigenous research, especially in Science & Technology. S&T has the ability to accelerate the processes of other parallel knowledge objectives, leading to economic growth and security. Focus areas include S&T, research labs, innovation and Intellectual Property Rights.

Knowledge Application

12. The creation of knowledge cannot be directionless. To derive maximum benefits from our intellectual assets, we must apply knowledge in fields like agriculture, industry, health, education etc. where productivity can be enhanced. Knowledge application is both a goal in itself and a facilitator of progress in the important sectors. Focus areas include education, agriculture, rural sector & SMEs and Traditional Knowledge.

Knowledge Services

13. Investment in knowledge services will produce large-scale benefits for the common man. Technology has the potential to make government services and functioning more accountable, transparent and efficient. E-governance can change the way in which the citizens of India perceive and interact with the government.

Recommendations

14. Till 26th December 2006, NKC has submitted its recommendations to the Prime Minister in

the areas of e-governance, translation, language policy, Right to Education Bill, setting up a National Science and Social Science Foundation, higher education, vocational education, libraries and knowledge networks.

4.9 ENVIRONMENT & FORESTS

1. For formulation of Eleventh Plan, Steering Committee, 5 Working Groups and 7 Task Forces have completed their work and their inputs have been factored in for the Environment and Forests sector for Eleventh Plan. The Chapter now includes a portion on Climate Change outlining the principles to be adopted for developing a strategy for monitoring climate change and possible adaptation as well as mitigation efforts in response to Climate Change due to anthropogenic reasons. All schemes of the Ministry have been subjected to a rigorous Zero Based Budgeting exercise resulting in a reduction of number of schemes.

2. The Division convened Half Yearly Performance Review (HPR) Meeting for the period April-September, 2007. In these meetings chaired by the Member concerned, Financial / Physical Performance of the Ministry in Plan Schemes, Initiatives and action to taken in the Eleventh Plan were discussed and minuted. Follow-up with the Ministry on these items is being done.

3. Other Activities of the Division included:

- a) Preparation of draft replies to / furnishing of inputs to other Divisions / Ministries for Parliament Questions.
- b) Examination of Draft Cabinet Notes/CCEA/ Cabinet Notes on National Biodiesel Mission, (Demonstration Phase), signing of agreement on Environmental Cooperation between Government of India and Government of Morocco, draft National Biofuels Policy, Amendment to Wildlife (Protection) Act for

Constitution of Tiger Conservation Authority and Wildlife Crime Control Bureau, Proposal for creation of Compensatory Afforestation Fund Management and Planning Authority (CAMPA), Green India Program under CAMPA and Strategy for bringing one-third area under tree cover (MOEF) and forwarding of comments to respective agencies. c) Participation in the meetings of Task Force on Arsenic, ESCAP Seminar on Environmental Management Services, EFC (Project Tiger) etc. d) Participation in various National Conferences/Training Workshops on Environment/Wetland Committee/, delivering of lecture on Environment Clearance Procedures at Bihar Industries Association, Patna etc.

4.10 FINANCIAL RESOURCES DIVISION

1. Financial Resources for the Plan assessment of Financial Resources of the States and the Centre is an integral part of the Planning process. While formulating the Plan, the availability of resources is thoroughly appraised, institutional structure studied, past trend in resource mobilisation is considered. All attempts are made to study the absorptive capacity while deciding on the Annual Plan and Five year Plan size of both the Centre as well as the States.

2. Assessment of financial resources for the Central Sector Plan involves working on the level of gross budgetary support and evaluating internal and extra budgetary resources (IEBR) of public sector enterprises. Aggregate resources of States' and UTs' Plan consists of States own resources (which includes borrowings) and Central Assistance. The Financial Resources Division is responsible for an assessment of financial resources for both the central plan as well as for the State and Union Territory plans.

3. During the period under review, the division has taken up assessment of financial resources for the Annual Plan 2007-08 of the Centre, State and UTs. While formulating the Annual Plan for 2007-08, performance of Annual Plans for 2006-07 have been evaluated.

Annual Plan 2007-8: Centre

4. The annual Plan outlay of the centre for 2007-08 was finalised at Rs. 3,19,992 crore. The financing pattern of the central plan is given in the table below:

Table-I

Scheme of financing GBS for Annual Plan of the centre

Rs. in crore

Sl No.	Resources	BE	2006-07 RE	Provisional	2007-08 BE
1	Balance from Current Revenue	18961	24221	25742	58819
1a	External Grants	2616	2469	2530	2135
2	Balance from Non-debt capital receipts	2465	-6288	-1033	-6802
3	Fiscal Deficit	148686	152328	142793	150948
4	Gross Budgetary Support for the Plan	172728	172730	170032	205100
5	Assistance for States' and UTs' Plan	41443	46200	46786	50161
	% share in total GBS	24	26.8	27.5	24.5
6	Budget Support for Central Plan (4-5)	131285	126510	123246	154939
	% share in total GBS	76	73.2	72.5	75.5
7	IEBR of CPSEs	122757	117719	NA	165053
8	Central Plan outlay	254042	244229	NA	319992

Annual Plan 2007-08: States

5. Aggregate Resources for the Annual Plan 2007-08 of all the States and UTs with

legislatures work out to be Rs. 236973.22 crores. The structure of financing of the Plan is given below in table 2:

Table-2

Annual Plan : aggregate resources of States' and UTs

Rs in crore

Sources of funding	2006-7 \$		2007-08
	AP	RE/LE	AP
State's Own Resources*	113835.46	134715.56	186745.96
percentage share	61.4	70.6	78.8
Central Assistance	71445.45	56130.02	50227.26
percentage share	38.6	29.4	21.2
Aggregate Resources	185280.91	190845.58	236973.22

* including IEBR of PSEs and Local Bodies; \$ central assistance include notional loan portion

Annual Plan 2008-09

6. 2008-09 is the second year of the 11th Five Year Plan for the period 2007-12. Planning Commission has constituted 3 working groups for appraising the resources available for the Plan. One working group was for assessing central resources, one for state resources and the third for appraising of national savings for the five year period. All the working groups have submitted their reports. The steering committee for the 11th Plan under the chairmanship of Member (FR) considered the three working group reports and finalised the resources available for the 11th Plan.

7. Discussions on the Annual Plan estimates for 2008-09 of the states have been initiated and most states have been covered.

Reports, Review notes and Other activities :

- Coordination of activity of participation of the Planning Commission in the pre-budget discussions.

- Finalised Gross Budgetary Support (GBS) in consultation with the Ministry of Finance for the Annual Plan 2008-09 of the Centre, States and UTs, for inclusion in the Union Budget for 2008-09.
- The Division prepared notes on finances of the States and Plan financing for a series of meetings between the Planning Commission and the State Governments for the Annual Plan 2008-09.
- A High Level Committee on Financial Sector Reforms under the Chairmanship of Prof. Raghuram G. Rajan has been constituted to outline a comprehensive agenda for the evolution of the Financial Sector. The terms of reference of the committee is as follows:
 - (i) To identify the emerging challenges in meeting the financing needs of the Indian economy in the coming decade and to identify real sector reforms that would

allow those needs to be more easily met by the financial sector.

- (ii) To examine the performance of various segments of the financial sector and identify changes that will allow it to meet the needs of the real sector.
- (iii) To identify changes in the regulatory and the supervisory infrastructure that can better allow the financial sector to play its role, while ensuring that risks are contained; and
- (iv) To identify changes in other areas of the economy- including in the conduct of monetary and fiscal policy, and the operation of the legal system and the education system- that could help the financial sector function more effectively.

4.11 HEALTH, AYUSH, FAMILY WELFARE & NUTRITION

1. Health of a nation is an essential component of development, vital to nation's economic growth and internal stability. Assuring a minimal level of health care to the population is a critical constituent of the development process.

2. Considerable achievements have been made over the last six decades in our efforts to improve health standards; such as in life expectancy, child mortality, infant mortality and maternal mortality. Small pox and guinea worm have been eradicated and there is hope that poliomyelitis will be contained in the near future. Nevertheless, problems abound. Malnutrition affects a large proportion of children. An unacceptably high proportion of the population continues to suffer and die from new diseases which are emerging apart from continuing and new threats posed by the existing ones. Pregnancy and childbirth related complications also contribute to the suffering and mortality.

3. The country has to deal with rising costs of health care and growing expectations of the people. The challenge of quality health services in remote rural regions has to be urgently met. Given the magnitude of the problem, we need to transform public health care into an accountable, accessible and affordable system of quality services during the Eleventh Five Year Plan.

4. The Division has the responsibility of:

- Evolving policy and strategy guidelines pertaining to Health & Family Welfare, AYUSH and Nutrition, with a special reference to the flagship programme National Rural Health Mission (NRHM)
- Monitor changing trends in the health sector viz., epidemiological, demographic, social and managerial challenges.
- Examine current policies, strategies and programmes in health & family welfare and nutrition, both in the State and in the Central sector and suggest appropriate modifications / mid course corrections
- Suggest methods for improving efficiency and quality of services. Evolve priorities for basic, clinical and operational research essential for improving health status of the population / and achieving rapid population stabilization
- Look into inter-sectoral issues and evolve appropriate policies and strategies for convergence of services so that the population benefits optimally from on-going programmes
- Draw up short, medium and long-term perspectives and goals for each of these sectors

- The Division represents the Planning Commission in:
 - i) Various Committees of Department of Health & Family Welfare, AYUSH and Ministry of Women & Child Development
 - ii) EFC/SFC pertaining to Department of Health & Family Welfare, AYUSH and Ministry of Women & Child Development
 - iii) Scientific Advisory Groups of Indian Council of Medical Research, National Institute of Health & Family Welfare, Public Health Foundation of India, etc.
- Expert Panels are set up from time to time to advise the Planning Commission regarding the priorities and targets in the Plans and Programmes relating to Health, FW and Nutrition - the resources including manpower and material required, the training programmes to be initiated, standards of construction and equipment for health facilities and the development of medical research etc.

Working Group Discussions With States

5. The Health & Family Welfare Division had detailed (Working Group) discussions with all States / UTs as well as the Central Ministry of Health & Family Welfare for the Annual Plan 2007-08. The performance, problems faced and new initiatives in the Health, AYUSH, Family Welfare and Nutrition sectors were discussed. To realize the goal of increasing outlay in the Health sector to 2-3% of GDP, set out in the National Common Minimum Programme (NCMP), the annual plan outlay of Ministry of Health and Family Welfare for 2007-08 was substantially increased. The States have also been encouraged to enhance outlays in respect of Health Sector for the year 2007-08

for providing healthcare services to the common man.

6. One activity running throughout the year under review, related to continuation of Plan schemes, viz., granting of 'in-principle' approval and examining the SFC/EFC/CCEA proposals in respect of the schemes of the Department of Health and Family Welfare and AYUSH.

7. The following are the proposals received by the Planning Commission:

In-Principle approval

- Setting up of National Animal Resource Facility at Hyderabad
- Establishment of Institute of Virology at Gorakhpur
- Setting up of National Institute of Virology Field Station at Alappuzha, Kerala for Arboviruses & Enteroviruses Associated with Fevers / Encephalitis
- National Programme for prevention and control of Diabetes, Cardio-vascular Diseases and Stroke (NPDCS) during 11th Five Year Plan
- Development of National Institute of Paramedical Sciences at PGIMER, Chandigarh
- 11th Plan proposal for National Tobacco Control Programme (2007-12)
- Upgradation of the facilities in the Department of Physical Medicine & Rehabilitation in Medical Colleges

SFC

- Scheme for Acquisition, Cataloging, Digitization and Publication of AYUSH Text Book & Manuscripts

- Scheme for Re-orientation Training programme and continuing Medical Education and Exposure programs of AYUSH.
- Computerization of CGHS Dispensaries and CGHS Offices in cities outside Delhi & NCR
- Extension of CGHS facilities in Jammu.
- Revised Cost Estimate for construction of Auditorium at JIPMER, Pondicherry.
- SFC Proposal for upgradation of Sri Sankaradeva Nethralaya (SSN), Guwahati during the 11th Plan of NEC
- Establishment of Oncology Net Work
- Establishment of Nursing Colleges on PPP Mode in NER

EFC

- Gauhati Medical College- Super Specialty Hospital
- Upgradation of National Institute of Communicable Diseases
- National Programme for Control of Blindness
- Second Campus of AIHH&PH Calcutta
- Implementation of Central Education Act in LHMC & its Associated Hospitals in New Delhi
- Setting up of 4 Metro Blood Banks as Centres of Excellence in Transfusion Medicine
- The projects on National Vector Borne Disease Control Programme
- Scheme of Development of Nursing Service (HR – Nurses) for implementation during XI Plan
- Setting up of Teaching Block, 400 Bedded

Women and Children Hospital, New Hostel Complex and Augmentation of Specialties at JIPMER as per recommendations of Oversight Committee

- Centrally Sponsored Schemes for Development and Upgradation of Ayurveda, Yoga & Naturopathy, Unani, Siddha and Homoeopathy (AYUSH) Institutions during the 11th Plan Period
- Centrally Sponsored Scheme for Quality Control of Ayurveda, Siddha, Unani, and Homoeopathy (AYUSH) drugs.
- Setting up of four (4) Modern Blood Banks as “Centre of Excellence in Transfusion Medicine”.
- Assistance to AYUSH Organizations/ Institutions. engaged in Clinical Research/ Drug Std/Folk Medicine
- Establishment of North East Institute of Folk Medicine (NEIFM), Passighat Arunachal Pradesh.
- Scheme of Extra Mural Research and Golden Triangle Project in AYUSH.
- Scheme of Conservation, Development and Sustainable Management of Medicinal Plants.
- Scheme of Development of AYUSH Clusters.
- Scheme of Information, Education/ Communication and International Cooperation in AYUSH.
- Scheme of the setting up of medicinal plants processing zones and cultivation/processing and marketing of medicinal plants.
- Setting up of a Plasma Fractionation Centre in one of the Metro Blood Banks.

CCEA

- Expansion of Hepatitis B Vaccine
 - Amendment in the Drugs & Cosmetics Bill-2005
 - Trauma Care on National Highways
 - Proposal for National AIDS Control Programme Phase III (2007-12)
 - Enactment of Legislation entitled the Recognition of New system of Medicines Bill-2005
 - Revised RNTCP in 6 States
 - Upgradation of Rajendra Institute of Medical Science Ranchi under PMSSY
 - CGHS Insurance Scheme
 - The proposal for GFATM round- 6 grant assisted Revised National Tuberculosis Control Programme (RNTCP) in the states of Chattisgarh, Jharkhand and Uttarakhand and PPM project in 6 states by IMA from 01 April 2007 to 31 March 2012
 - Amendment to the All India Institute of Medical Sciences Act, 1956 and the Post Graduate Institute of Medical Education and Research, Chandigarh Act, 1966
 - Continuation of Nutrition Programme for Adolescent Girls during 2007-08 on a pilot basis
 - Establishment of Translational Health Science and Technology Institute (THSTI) at Faridabad, Haryana.
 - The revised scheme for Development and Upgradation of AYUSH Institutions with an 11th Plan outlay of Rs. 550 crores.
 - Scheme for Quality Control of Ayurveda, Siddha, Unani and Homoeopathy (ASU&H) drugs during 11th Plan.
 - Upgradation of Lokapriya Gopinath Bardolai – (LGB) Institute of Mental Health Tezpur, Assam.
 - All India Institute of Ayurveda (AIIA) at Sarita Vihar, New Delhi.
8. In addition to above, a series of meetings and presentations were made in Planning Commission in relation to Health sector. They are :

Meetings:

Second meeting on Human Resources for Health was held on 5th April, 2007. Prof. Sudhir Anand from Oxford University, representatives from Registrar General of India Office, NCAER, State Health Resource Centre, Chhattisgarh and Planning Commission attended the meeting.

A meeting on Public Private Partnership (PPP) in Tertiary Healthcare specifically so for 6 AIIMS like institutions was held on 11th May, 2007 under the Chairpersonship of Deputy Chairman, Planning Commission. Secretary (Health & FW) also attended the meeting. Presentation for Public Private Partnership in Tertiary Health Care was made by the Ministry of Health & Family Welfare.

Meeting on Human Resources for Health was held on 5th November, 2007 under the Chairpersonship of Dr.(Ms.) Syeda Hameed, Member (Health) Planning Commission.

A meeting was held under the chairmanship of Dr. (Ms) Syeda Hameed , Member (H) on 11.12.2007 to consider XI Plan proposals 2008-09 of the Department of AYUSH.

Meeting on Human Resources for Health was held on 28th December, 2007. Prof. Sudhir Anand from Oxford University, Adviser UNICEF, Addl. Registrar General of India, Joint Secretary M/o

Health & F.W, Deputy Registrar General of India (C&T), Joint Director Registrar General of India Office, Associate Fellow, NCAER and officers of Planning Commission attended the meeting.

Presentations:

A presentation by Dr. Sandeep Sahay, Professor, Institute for Informatics, University of OSLO, Norway for supporting national and state level HMIS efforts in India was held on 9th April, 2007 under the Chairpersonship of Dr. (Ms) Syeda Hameed, Member (Health), Planning Commission.

A Civil Society Window-Presentation on “Inclusion of Experienced Allopathic Doctors in National Rural Health Mission” was held on 11-07-2007 under the Chairpersonship of Dr.Syeda Hameed, Member Planning Commission.

Ministry of Health and Family Welfare, Govt of India made series of presentations on various schemes implemented by the Ministry from 3 July 2007 to 27th July 2007. Officials from MOHFW and Planning Commission attended the presentations.

Ministry of Health and Family Welfare, Govt of India made presentations to Planning Commission on 9th and 10th August 2007 regarding achievements of 10th Plan and proposals for 11th Plan in respect of Indian of Medical Research, Strengthening and upgradation of Govt. /Dental colleges during the X1th Plan and on various aspects Rural Health Mission, the flagship programme of Govt of India.

A presentation by Dr. Abhay Bang was held on 24.8.2007 under the Chairmanship of Deputy Chairman, Planning Commission on “How to Rapidly Reduce the IMR in India by Introducing the Home-Based Newborn & Child Care”.

A presentation by Dr. Paul Quantock, Executive Director & Associate Dean, the Graduate School Sullivan University, EurAsia on training support for Elderly Care in India and other programmes was held on October 3, 2007 under the Chairpersonship of Dr.Syeda Hameed, Member(Health), Planning Commission.

A Presentation by Dr. Balram Bhargava, Prof., Department of Cardiology, C.T. Centre, A.I.I.M.S, New Delhi was held on December 17, 2007 under the Chairpersonship of Dr.(Ms) Syeda Hameed, Member (Health), Planning Commission on “Mission Delhi, 2010-Criticality of time in the event of Heart Attack” .

11th Five Year Plan

9. The Eleventh Five Year Plan will provide an opportunity to restructure policies to achieve a New Vision based on faster, broadbased and inclusive growth. One objective of the Eleventh Five Year Plan is to achieve good health for people, especially the poor and the underprivileged. In order to do this, a comprehensive approach is needed which encompasses individual health care, public health, sanitation, clean drinking water, access to food and knowledge of hygiene and feeding practices. The Plan will facilitate convergence and development of public health systems and services which are responsive to health needs and aspirations of people. Importance will be given to reducing disparities in health across regions and communities by ensuring access to affordable health care.

10. To achieve these objectives, aggregate spending on health by the Centre and the States will be increased significantly to strengthen the capacity of the public health system to do a better job. The Plan will also ensure a large share of allocation for health programmes in critical areas such as HIV/AIDS. The contribution of the private sector in providing primary, secondary and tertiary

services will be enhanced through various measures including partnership with the Government. Good governance, transparency and accountability in the delivery of health services will be ensured through involvement of Panchayati Raj Institutions (PRIs), Community and Civil Society Groups. Health as a right for all citizens is the goal that the Plan will strive towards.

Time Bound Goals for the Eleventh Five Year Plan (Health Sector)

- Reducing Maternal Mortality Ratio (MMR) to 1 per 1000 live births
- Reducing Infant Mortality Rate (IMR) to 28 per 1000 live births.
- Reducing Total Fertility Rate to 2.1.
- Providing clean drinking water for all by 2009 and ensuring no slip-backs.
- Reducing malnutrition among children of age group 0-3 to half its present level.
- Reducing anaemia among women and girls by 50%.
- Raising the sex ratio for age group 0-6 to 935 by 2011-12 and 950 by 2016-17.

National Rural Health Mission

11. National Rural Health Mission (NRHM) was launched to address infirmities and problems across primary health care and bring about improvement in the health system and the health status of those who live in the rural areas. The Mission aims to provide universal access to equitable, affordable and quality health care which is accountable and at the same time responsive to the needs of the people. The Mission is expected to achieve the goals set under the National Health Policy and the Millennium Development Goals.

12. To achieve these goals, NRHM facilitates increased access and utilization of quality health

services by all, forge a partnership between the Central, State and the local governments, set up a platform for involving the PRIs and the community in the management of primary health programmes and infrastructure and provides an opportunity for promoting equity and social justice. The NRHM establishes a mechanism to provide flexibility to the States and the community to promote local initiatives and develop a framework for promoting intersectoral convergence for promotive and preventive health care. The Mission has also defined core and supplementary strategies.

13. Review of the National Rural Health Mission at the end of the Tenth Plan reveals that in order to improve the public health delivery, the situation needs to change on a fast track mode at the grassroots. The status as on 1st November, 2007 is as under:

- a. 1,60,808 Village Health & Sanitation Committees (VHSCs) have been constituted against the target of 1.80 Lakh by 2007.
- b. Against the target of 3 Lakh fully trained Accredited Social Health Activists (ASHAs) by 2007, the different phase of training (first module) has been imparted to 334664, (2nd module) 58822, (3rd module) 36527 and (4th module) 31629 ASHAs. There are 1,06,660 ASHAs in position with drug kits.
- d. Out of the 52,500 Sub-centres (SCs) expected to be functional with 2 ANMs by 2007, 10143 had the same.
- e. 9000 Primary Health Centres (PHCs) are expected to be functional with three staff nurses by 2007. This has been achieved at 2753 PHCs.
- f. Number of Districts where annual integrated action plan under NRHM have been prepared for 2006-07 are 337.

AYUSH

14. To mainstream AYUSH by designing strategic interventions for wider utilization of AYUSH both domestically and globally. The thrust areas in the Eleventh Five Year Plan are strengthening professional education, strategic research programmes, promotion of best clinical practices, technology upgradation in industry, setting internationally acceptable pharmacopeial standards, conserving medicinal flora, fauna, metals and minerals, utilizing human resources of AYUSH in the National health programmes, with the ultimate aim of enhancing the outreach of AYUSH health care in an accessible, acceptable, affordable and qualitative manner.

Nutrition Programme for Adolescent Girls

15. A Nutritional Programme for Adolescent Girls (NPAG) was launched in 51 districts on a pilot basis in 2002-03. Ministry of Women and Child Development is implementing the programme since 2005-06. During 2007-08 also the programme has been implemented through MoWCD.

Nutritional Component of Integrated Child Development Services on Nutrition

16. The Integrated Child Development Scheme, which has been in existence for over three decades, was intended to address the problem of child and maternal malnutrition, but has clearly had limited impact. Child malnutrition has barely declined at all in a decade and anemia among women and children has actually risen and a third of all adult women were undernourished at the end of 1990s and also in 2005/6. It has also had limited coverage. Therefore, the answers are: increasing coverage to ensure rapid universalization; changing the design; and planning the implementation in sufficient detail that the objectives are not vitiated by the design of implementation. Besides, all its

original six services have to be delivered fully for the programme to be effective: supplementary nutrition, immunization, health check-up, health & nutrition education, referral services and pre-school education.

4.12 HOUSING AND URBAN DEVELOPMENT DIVISION

1. Urbanization is a key indicator of economic development and needs to be seen as a positive factor for overall development. As an economy grows, its towns and cities expand in size and volume and the contribution of urban sector to the national economy increases. The share of the urban sector in India's Gross Domestic Product (GDP) has increased steadily from 29% in 1950-51 to 47% in 1980-81. It presently contributes about 62%-63% of the GDP which is expected to increase to 75% by 2021.

2. The trends in urbanization in India in recent decades indicate the following key features:-

- (i) The pace of urbanization in India is one of the lowest in the World. With about 27.8% of the total population living in urban areas, India is less urbanized compared to many countries of Asia viz. China (32%), Indonesia (37%), Japan (78%), South Korea (83%) and Pakistan (35%);
- (ii) Continued concentration of urban population in large cities and existing city agglomerations (Class I cities with population over 1 lakh account for 68.9% of urban population and this proportion has been growing. The growth of rural settlements which are acquiring urban characteristic is very slow and there is reluctance on the part of States to notify the rural settlements as a town); and
- (iii) The pattern of population concentration in large cities reflects spatial polarization of

employment opportunities. This phenomenon has led to tremendous pressure on civic infrastructure such as water supply, sewerage and drainage, uncollected solid waste, parks, city open spaces, transport, etc. It has also led to deterioration in the quality of city environments. In several cities, the problems of traffic congestion, pollution, poverty, inadequate housing, crime, and social unrest are assuming alarming proportions.

- (iv) The number of urban agglomerations and towns has increased from 3768 in 1991 to 5161 in 2001. Further, this urbanization is characterized by incomplete devolution of functions to the elected bodies, lack of adequate financial resources, unwillingness to progress towards municipal autonomy, adherence to outdated methods in property taxation, hesitation in levy of user charges, unsatisfactory role of parastatals in the provision of basic services viz., water supply and sanitation etc. In addition, governance requirements under the 74th Constitutional Amendment Act in respect of the District Planning Committees and Metropolitan Planning Committees have not been met in a number of States.

3. Housing and Urban Development (HUD) Division has the responsibility of planning, coordination, formulation, processing, examination, analysis, monitoring etc. of Schemes/ Programmes implemented by Ministries of Urban Development (MoUD), Housing & Urban Poverty Alleviation (HUPA), Home Affairs (MHA) and Department of Justice. The broad sector comprises Social Housing, Urban Development, Urban Transport, Urban Poverty Alleviation, Upgradation of Slums, provision of High Court and City Court Buildings, Residential accommodation for Judges, Computerization of Courts, Police Housing, Crime / Criminal Tracking Network and Systems, Registrar General of India, National Disaster Management etc.

Jawaharlal Nehru National Urban Renewal Mission (JNNURM)

4. Consistent with the policies of the present Government, the Prime Minister of India launched the Jawaharlal Nehru National Urban Renewal Mission (JNNURM) on 3rd December, 2005 to give focused attention to integrated development of urban infrastructure and services in select 63 cities with emphasis on provision of basic services to the urban poor including housing, water supply, sanitation, road network, urban transport, development of inner (old) city areas etc. A provision of Rs.50000 crore had been made as reform linked Central assistance over the Mission period of seven years beginning 2005-06. The provision of Central assistance is linked to implementation of certain mandatory as well as optional reforms at the State and ULB/Parastatal levels during the Mission period. Against an allocation of Rs.4900 crore for 2006-07, an amount of Rs. 3906 crore was released. In 2007-08, an outlay of Rs.5500 crore was provided which has been revised to Rs. 7,250 crore.

5. Cities and towns have a vital role in India's socio-economic transformation. However, most cities and towns are severely stressed in terms of infrastructure and basic services. In 2001, 50.3% of the urban households had no piped water within their premises and 44% of them lacked sanitation facilities. 25.7% of country's urban population was below poverty line in 2004-05. According to 2001 Census, 14.12% of urban population lives in slums with a significant proportion of it without access to basic services.

Strategy of JNNURM:

6. It rests on the postulate that cities are making meaningful contribution in India's economic growth and poverty reduction. This programme

seeks to fulfill the Millennium Development Goals (MDGs) and is envisaged to operate in a Mission mode by facilitating investments in urban infrastructure. The Mission seeks to achieve the objective of integrated development of 63 mission cities, for which each city is required to formulate its City Development Plan (CDP), bringing out long term vision for the city and support its efforts by infrastructure project. An essential requirement of the Mission is implementation of urban reforms, within the mission period. It also aims to leverage and incorporate private sector efficiencies in development, management, implementation and financing of projects, through Public Private Partnership (PPP) arrangements, wherever feasible.

Status of implementation of JNNURM:

Officers of HUD Division have been attending meetings of Central Sanctioning and Monitoring Committee of the respective Ministries / review meetings. Under Sub-Mission I, Ministry of Urban Development has recommended Central Assistance of Rs.2662.46 crore as on 31st December 2007. Under Sub-Mission II, Ministry of Housing and Urban Poverty Alleviation has recommended Central Assistance of Rs.1484.57 crore as on 15th November 2007.

Expected Outcomes of JNNURM:

- (i) Financially sustainable cities for improved governance and service delivery.
- (ii) Universal access to basic services in urban areas.
- (iii) Transparency and accountability in governance.
- (iv) Adoption of modern transparent budgeting, accounting and financial management systems.

Pooled Finance Development Fund (PFDF):

7. Government has approved setting up of a Pooled Finance Development Fund to provide credit enhancement to urban local bodies to access market borrowings based on their credit worthiness through State level Pooled Finance mechanism. The broad objectives of PFDF are:-

- (i) To facilitate development of bankable urban infrastructure projects through appropriate capacity building measures and financial structuring of projects.
- (ii) To facilitate Urban Local Bodies to access the capital market for investment in critical municipal infrastructure by providing credit enhancement grants to State Pooled Finance Entities (SPFEs) for accessing capital markets through Pooled Financing Bonds on behalf of one or more identified ULBs for investment in urban infrastructure projects.
- (iii) Reduce the cost of borrowing for local bodies with appropriate credit enhancement measures and through restructuring of existing costly debts.
- (iv) Facilitate development of Municipal Bonds Market.

An allocation of Rs.100 crore has been made for 2007-08. First PFDF meeting was held for Tamil Nadu in Chennai in August, 2007 and their proposal of raising funds through issue of bonds was approved.

E-Governance in Municipalities:

8. National Mission Mode Project on E-Governance in Municipalities is proposed to be implemented in 423 Class I cities to provide single window services to citizens so as to enhance the efficiency and productivity of ULBs.

Development of satellite towns/counter-magnet cities:

9. Metro and mega cities, which have become centres of trade and commerce, have to cope with the problem of unabated in-migration from small and medium towns and vast rural hinterland. These have to be planned beyond the municipal limits and due importance needs to be given to integrated transport and communication planning. Ministry of Urban Development has proposed a new scheme for Development of Satellite Towns/Counter magnet cities in the Eleventh Plan. The scheme is being examined for approval.

Commonwealth Games:

10. Delhi Development Authority (DDA) has been assigned the task of development of Games Village, Competition Venues for Sports Events viz., Table Tennis, Badminton, Squash and Billiards & Snookers etc. for the forthcoming Commonwealth Games, 2010. To develop requisite facilities at sports complexes in Delhi, a provision of Rs.80 crore has been made for the Ministry of Urban Development for 2007-08 and Rs.325 crore for the entire Eleventh Plan. The cost is likely to go up due to revised scope of work.

Urban Poverty Alleviation and Slum Development

11. Percentage of population below poverty line in urban areas in India has declined from 32.3 % in 1993-94 to 25.7% in 2004-05 (based on the Uniform Recall Period). The NSSO 61st Round shows that while urban poverty has registered a decline in percentage terms, it has increased in absolute terms by 4.4 million persons during this period.

Slums and Slum Rehabilitation

12. As per estimates, slum population in 2001 was 61.82 million, out of which the reported slum population in 640 towns and cities having population of 50,000 and above was 42.58 million. The total urban population of these 640 towns is 184.35 million.

Swarna Jayanti Shahri Rozgar Yojana (SJSRY)

13. This Centrally Sponsored Scheme, launched in 1997, was meant to provide gainful employment to the urban unemployed/under-unemployed (below the urban poverty line) through:

- i) Encouraging setting up of self employment ventures; and
- ii) Provision of wage employment.

Under the self-employment component of SJSRY, 10.80 lakh urban poor have been assisted to set up micro enterprises, 107.77 lakh persons have been given skill development training, 59528 Development of Women and Children in Urban Areas (DWCUA) groups have been formed and 208,898 Thrift & Credit Societies have also been formed. The number of beneficiaries covered under the Community Structure Component of SJSRY is 351.45 lakhs and the number of man-days of work generated under the wage employment component of SJSRY is 654.45 lakhs.

14. SJSRY is being revised in terms of the following features:

- (i) The Self-employment component of the scheme will be made more market-driven in terms of market surveys which will assist micro-entrepreneurs to locate the niche segments where potential demand for their products and services exists.

- (ii) Clusters of micro production units will be developed in keeping with the factors of localization pertaining to traditional skills and in terms of towns renowned for given products.
 - (iii) Appropriate or Intermediate Technology inputs will be used to strengthen the technological base of selected clusters in terms of Common Facilities Centres, providing critical machinery/equipment required for common use as well as ensuring supply of quality raw-materials at reasonable prices. These Common Facilities Centres would be run by associations of micro entrepreneurs themselves related to the selected economic activity.
 - (iv) High quality Small Enterprise Advisory Services (SEAS) will be provided to the micro entrepreneurs.
 - (v) Resource institutions will be selected all over the country for providing upgraded technical skills combined with Certification.
 - (vi) Self-employment efforts will be buttressed by encouraging Thrift and Credit Societies at the community level.
 - (vii) Micro entrepreneurs will be encouraged to develop trade-based organizations.
 - (viii) The mission approach of the Kudumbshree model of Kerala and other best practices in different parts of the country will be adopted for suitable application under SJSRY.
 - (ix) Design and development services from IITs and other institutions will be sought for development of mobile vending outlets.
 - (x) An integrated approach will be adopted with special attention to backward and forward linkages under the aegis of a designated Institute and a specific Task Force.
15. The Wage-employment Component:
- i) High quality training for proficiency in technical services will be organized with lead institutions preparing detailed training modules for specific trades.
 - ii) Training in a wide variety of trades such as construction, beautician & skin-care, hair styling, hospitality, tourist guides, security, transport and secretarial trades will be encouraged along with Placement Services.
 - iii) Special emphasis will be laid on construction of community assets in low-income neighborhoods with strong involvement and participation of local communities.
16. Structural & Organizational Component:
- i) Strengthening the delivery mechanism by improving the competency level and outreach of the Programme Management Units (PMUs) at the State level and Programme Implementation Agencies (PIAs) at the ULB level.
 - ii) There is need to earmark 25% of the Municipal Budgets for the urban poor.
 - iii) There is need for convergence of services for the urban poor with special reference to health, education and social security.
 - iv) The National Buildings Organization (NBO) needs to be strengthened for providing statistical and monitoring inputs for effective implementation of the revised SJSRY.
 - v) Suitable networking with the UNDP-funded National Strategy for the Urban Poor Project as well as UN and other multilateral/bilateral projects is required for focused thrust on capacity building and innovative and experimental pilot projects.

Urban Housing

17. Housing, besides being a very basic requirement for the urban settlers, also holds the key to accelerate the pace of development. Investments in housing, like any other industry, have a multiplier effect on income and employment. It is estimated that overall employment generation in the economy due to additional investment in the housing/construction sector is 8 times of the direct employment. Construction sector employment is growing at the rate of 7% per annum. Housing provides opportunities for home-based economic activities. Housing also has a direct impact on the steel, cement, marble/ceramic tiles, electrical wiring, PVC pipes and various types of fittings industry, which make a contribution to the national economy

Urban Transport

18. Urbanization has led to corresponding increase in demand for transportation. The growth in transport infrastructure has not kept pace with increased demand and the share of public transport vehicles has declined. The problem of congestion and its consequences are posing a severe threat to sustainability of urban areas.

19. Managing urban expansion is a critical element in achieving the goals set by the National Urban Transport Policy, 2006 which focuses on the need to “Move people – Not vehicles”, by encouraging public transport and use of non-motorized modes. The policy suggests involvement of private sector, innovative financing mechanisms to enhance efficiency, reduction in travel demand by encouraging better integration of land use and transport planning.

20. As per 2001 Census, there are 35 cities with million plus population. Except for Mumbai, Kolkata and Delhi, none of the mega cities has a Mass Rapid Transit System (MRTS). The Delhi

Metro Project is progressing as per schedule and Phase-I is fully operational. Other metropolitan cities are also in the process of preparing DPRs for a metro-rail system.

MRTS:

21. HUD Division has examined the following Metro Projects:

- (i) Mumbai Metro (Andheri-Versova-Ghatkopar Corridor); (ii) Kolkata Metro (East-West Corridor); (iv) Delhi Metro (New Delhi – IGI Airport Express Link), (Central Secretariat – Badarpur Corridor) (Extension of Delhi Metro to Noida and Gurgaon) (Dwarka Sector 9 to Dwarka Sector 21) (Extension of Express Metro Link from IGI Airport to Dwarka) (Kirti Nagar – Mundaka)

Other activities:

22. The HUD Division intensively examined various new proposals, Cabinet Notes, EGOM Notes, CCEA Notes, EFC proposals pertaining to revision of guidelines of JNNURM, Amendment of Metro Railway Act, MRTS / Metro Rail connectivity, BRIMSTOWAD, CPWD proposals, Solid Waste Management, PFDF, NUIF, NCRPB, National Urban Housing & Habitat Policy, National Policy for Urban Street Vendors, Sashastra Seema Bal Bill, 2007, Complaints Handling Management System, proposals of Delhi Police, National Centre for Good Governance, Centre for Excellence, National Disaster Management Authority, Upgradation & Expansion of Communication Infrastructure, Anti-Trafficking Units, Police Housing, Police Modernization, Gram Nyaya Bill, 2007, e-Governance in Municipalities, etc, and communicated the comments to the Ministries / Departments.

23. The Division finalized the Report of the Steering Committee on Urban Development

(including Urban Transport, Urban Housing and Urban Poverty) with focus on slums in the context of Eleventh Plan.

24. The Division also prepared Chapter on Urban Infrastructure, Housing, Basic Services and Poverty Alleviation for Eleventh Plan document.

Ministry of Home Affairs and Department of Justice.

25. During the year 2007-08, the Division examined the progress under various schemes pertaining to Department of Justice viz., Centrally Sponsored Scheme for Development of Infrastructural facilities for the judiciary which include Construction of High Court Buildings, Computerization of City Courts. The Division also examined the proposal of the Department of Justice suggesting that need-based allocation to States under the Centrally Sponsored Scheme (CSS) of Infrastructure facilities and Capacity Building for the Judiciary as per a Perspective Plan would be a more rational criterion than the earlier formula-based allocations, as this would help to achieve equity among States and would bring the lagging States at par with the other States, thereby serving the prime objective of planning.

26. The Division also examined major schemes of Ministry of Home Affairs and emphasized that the focus of Plan scheme of MHA should shift (a) from police housing to upgradation / modernization of crime & criminal tracking systems (b) from numbers to quality of personnel through capacity building, technology infusion and (c) from too many dispersed scheme to a few high-impact integrated schemes. The Division also examined various proposals from Ministry of Home Affairs on matters pertaining to Committee of Secretaries, Cabinet Notes and communicated the views of Planning Commission.

4.13 INDUSTRY DIVISION

Industry Division is the nodal division for following Ministries/Departments :

- Department of Industrial Policy & Promotion
- Ministry of Textiles
- Department of Fertilisers
- Department of Chemicals & Petrochemicals
- Ministry of Heavy Industries & Public Enterprise
- Department of Consumer Affairs
- Ministry of Steel

In addition the division deals with Industry component of Plan Schemes in respect of the following Departments:

- Department of Biotechnology
- Department of Atomic Energy
- Department of Scientific & Industrial Research
- Ministry of Shipping
- Ministry of Petroleum & Natural Gas

The Annual Plan discussions culminating in finalisation of schematic Outlays were held with the above Ministry/Departments. In-depth discussions and Member level discussion were arranged for Annual Plan 2007-08 in respect of the Ministries/Departments covered by Industry Division.

1. The High Level Committee constituted under Chairmanship of Member (Industry) to look into the issues pertaining to growth of export in Leather Sector has submitted its report.

2. Eleventh Plan for Industry Sector was formulated by a steering committee under the Chairmanship of Member (Industry) incorporating

inputs from 9 Working Groups Reports and 2 Steering Committees.

3. Half Yearly Performance Review (HPR) meetings in respect of various Ministries/Departments (pertaining to Industry Division) were held to evaluate the progress of different schemes and utilization of resources.

4. The Industry Division participated in various decision making / approval for investment projects.

5. Specific initiatives were taken for enabling D/o Consumer Affairs devising action points for formulation of various schemes to enhance Consumer Awareness through publicity campaign. Integrated Development of Consumer forum, Strengthening of Weights & Measures infrastructure, etc. Specific support was provided through significant hike in Annual Plan Outlay.

6. Cases pertaining to dilution of part of GOI equity were examined and comment given for COS/CCEA/GOM meetings.

7. Investment proposals for EFC/PIB were scrutinised from techno-economic angle and comments given for incorporation in the appraisal note.

8. Industry Division was involved in the formulation of Policies of sectors like Pharmaceutical, Petrochemical, Steel and North East Industrial and Investment (NEIIP). Constitution of competition commission and amendment of new company law was also examined.

9. Revival and Restructuring proposal of Public Sector Undertakings under the aegis of various Department/Ministries under purview of Industry Sector, as recommended by BRPSE have been scrutinized /examined and comments given for consideration of COS /CCEA.

10. Notes for Cabinet/CCEA/CCD/COS were examined.

11. Participated in various meetings pertain to various States like Annual Plan, HPR and State Development Reports.

12. Flagship Programmes under the purview of Industry Sector with Outlay during 2007-08.

- NATRIP - Testing facility in automobile : Rs. 200 crores.
- Restructuring of PSEs Rs. 98.31 crores.
- Upgradation of Industrial Cluster Scheme Rs. 180.00 crores
- Indian Leather Development Programme Rs. 78.00 crores
- Scheme for Integrated Textile Parks Rs. 425 crores
- Cotton Technology Mission : Rs. 50 crores
- Jute Technology Mission : Rs. 72.00 crores
- Technology Upgradation Fund Scheme (Textiles): Rs. 911 crores
- Consumer Protection and Awareness : Rs. 122 crores
- Atomic Energy Industry : Rs. 516 crores

Minerals

- i. The Annual Plan Chapter 2007-08 on Mineral Sector was prepared.
- ii. Chapter on Minerals was prepared for Eleventh Five Year Plan –Document.
- iii. Compiled the material for Half Yearly Performance Review (HPR) of the Ministry of Mines for the meeting taken by the Member (Industry), Planning Commission. Minutes of the meeting were circulated to the Ministry/Organisations/PSUs.

- iv. Zero based budgeting exercise was undertaken for Plan schemes of Ministry of Mines. A meeting was held under the chairmanship of Principal Adviser (Industry & Minerals) to assess the schemes of Ministry of Mines as per zero based budgeting and the minutes of the meeting were circulated.
- v. Investment proposals formulated by Ministry of Mines were appraised for according "In Principle Approval" of Planning Commission.
- vi. Discussions on proposals of Annual Plan 2008-09 for Ministry of Mines, and mineral sectors of Department of Atomic Energy, Ministry of Earth Sciences and Ministry of Steel have been taken up.
- vii. Meeting of Central Geological Programming Board (CGPB) was attended during the year for critically examining the work done by various geological and other related organizations.

4.14 INTERNATIONAL ECONOMIC DIVISION

1. The International Economics Division is responsible for the study of issues relating to India's foreign trade and balance of payments, issues concerning foreign investments and, issues relating to international cooperation in the context of the planning process. The Division coordinates with various Ministries and Organizations on issues related to bilateral and multilateral economic cooperation. The Division also handles work relating to bilateral and multilateral technical cooperation involving Organizations such as World Bank, International Monetary Fund, Asian Development Bank, United Nations Conference on Trade and Development and World Trade Organization as well as regional arrangements such as Economics

and Social Commission for Asia and the Pacific and South Asian Association for Regional Cooperation. In this context, the Division is also engaged in analyzing the trends and issues in the international economy. The Division also handles among others, Plan allocation for Mega Projects under the Plan Schemes of Ministry of External Affairs.

2. In addition to the above-cited activities, the work relating to various Plan scheme of the Department of Commerce is also being handled by I.E. Division. The work pertaining to the Department of Commerce involves various of Plan schemes such as Assistance to State for Infrastructure, Development of Exports (ASIDE), APEDA, MPEDA, E.C.G.C., MAI, N.E.I.A. Tea Board, Rubber Board, Coffee Board, Spices Board and other schemes. The Division also deals with the Annual Plan proposals of DOC, Half Yearly Performance Review of various Plan Schemes and their finalization of the outlays on the basis of the performance/outcomes of each scheme.

3. During the year, this Division organized number of High Powered Delegation who called on Hon'ble Deputy Chairman, Planning Commission, Ministry of State for Planning and Member – Secretary, Planning Commission.

4. The Division finalized Annual Plan outlays for MEA & DoC for 2007-08 proposals in consultation with the Ministry of External Affairs and the Department of Commerce.

5. Various papers related to meetings of high level meetings such as EGoM, Cabinet meetings and Committee of Secretaries meetings have been handled by the International Economic Division.

6. Agenda Notes relating to meetings of Trade and Economic Relations Committee were

examined and submitted. Broadly, the Agenda Notes were relating to:

- Preferential Trade Agreement (PTA),
- Trade Facilitating Agreements with countries and unions,
- Constitution of Joint Task Force to negotiate EPA/CEPA with Japan
- Unilateral Tariff Preference for Least Developing countries.,
- Joint Study Groups
- Progress on ASEAN/India FTA Negotiations,
- Open sky Agreement with ASEAN etc..

7. **Committee of Secretaries (CoS):** Comments on issues and discussion papers to be discussed in meetings of Committee of Secretaries have been furnished on the following :

- Potential Threat to India's Security from Foreign Direct Investment;
- Misuse of Target Plus Scheme / differences between Department of Commerce and Department of Commerce filed by Indo Afghan Chambers of Commerce in the High Court of Delhi;
- Construction of International Convention Centre in New Delhi.
- Review of Policy of Charges levied for different services for foreign nationals including persons of Indian origins who visit India.
- Examination of Working of DGS&D

8. Following **Draft Notes for CCEA and the Cabinet** examined and comments of the Commission furnished:

- FDI in the Retail Trade of Specific Product Categories,

- FDI under the Portfolio Investment Scheme with specific reference to FDI in Construction Development Project.
- Extension of Existing Duty Entitlement Passbook (DEPB) scheme by three years.
- Rehabilitation Package for Closed Tea Garden.
- Comprehensive Economic Cooperation and Partnership Agreement with Mauritius.
- Review of the Policy on FDI
- Cabinet Note on Indian Participation in construction, operation, Maintenance and Utilization of the International Facility for Anti proton and Ion Research being established in Germany.
- **Proposal for India Development Cooperation Agency (IDCA).**
- **Crop Insurance Scheme for tea, rubber, tobacco and spices.**

9. Agenda Notes for meetings of the Empowered Group of Ministers (EGoM) on the following subject was submitted :

- To consider issues relating to Special Economic Zones.

10. Following meetings were attended by I.E. Division:

- India Bhutan Cooperation Talk in March 2007 in New Delhi
- Empowered Committee Meetings of MAI under the Chairmanship of Commerce Secretary.
- Sub Committee Meetings of MAI.
- Meeting under the Chairmanship of Member Secretary, PC for discussion issues relating to SEZs;

- 2nd IBSA meeting of the Working Group on Social Development held in New Delhi.
 - Meetings taken by MoS for commerce to discuss Draft Resolutions on Regional Mechanism for Public Private Partnerships in Infrastructure Financing and Developing in the Asia Specific Region.
 - 24th THPA meeting at Gedu in April, 2007.
 - Inter-ministerial meeting for discussions of the proposed meeting of Dr. Abdulla Dargari, the Dy. Prime Minister of the Syrian Arab Republic and the Dy.Chairman of Planning Commission.
 - EFC Meetings for various Plan Scheme of DoC under the Chairmanship of Secretary, Commerce.
 - EFC Meetings for various Plan Scheme of DoC under the Chairmanship of Secretary (Expenditure), Ministry of Finance.
 - EFC Meetings for various Plan Scheme of MEA under the Chairmanship of Secretary (Expenditure), Ministry of Finance
 - Trilateral commission meetings of IBSA held in New Delhi July, 2007.
 - 3rd IBSA Working Group Meetings held in Johannesburg, South Africa.
 - CNE meetings for consideration of proposals for MEA & Ministry of Indian Overseas Affairs.
 - Trade Policy Review held in Geneva in May, 2007.
11. Following **proposals were** examined by IE Division for consideration of in-principle approval of the following proposals received from DoC and MEA:
- New Plan Scheme of MPEDA – Financial Assistance for Creation of Basic Facilities for Chilled Fish Export.
 - Proposals for upgrading the branch of footwear design and development institute (FGDDI) at Raibreilii, U.P.
 - Export Promotion Quality Control and Upgradation of Expot Inspection Council of India.
 - Setting up of RGCA foundation by MPEDA.
12. Following **EFC proposals** received from DoC and MEA were examined for continuation/ according in principle approval:
- Creation of Special floriculture Rehabilitation Fund
 - Various schemes being implemented by Rubber Board – Strengthening of Rubber Research, Market Development and Export Promotion of Natural Rubber; processing and Quality Upgradation and Product Development of Natural Rubber; Rubber Plantation Development Scheme; Rubber Development in the North East Region.
 - 11th Plan scheme of Tea Board namely, Tea Plantation Development Scheme, Human Resource Development Scheme, Market Promotion Scheme, Tea Quality Upgradation and Product Diversification Scheme, Research and Development Scheme.
 - 11th Plan scheme of Coffee Board.
 - APEDA schemes regarding infrastructure, transport Assistance, Market Development, Quality Development.
 - Crop Insurance Scheme for tea, rubber, tobacco and spices.
13. Following **proposals were** examined by IE Division for consideration of in-principle approval received from DoC and MEA:
- New Plan Scheme of MPEDA – Financial Assistance for Creation of Basic Facilities for Chilled Fish Export.

- Proposals for upgrading the branch of footwear design and development institute (FGDDI) at Raibreilii, U.P.
- Export Promotion Quality Control and Upgradation of Expot Inspection Council of India.
- Setting up of RGCA foundation by MPEDA.

14. **Following Research Study Proposal** / proposals were examined and comments furnished:

- Research Study proposal on Organized Retailing in Trades: its advantage and disadvantages.
- Proposals for setting up of Strategic Investment Zones for Promoting Manufacturing in India received from Ambassador of India, USA.
- The Draft Bill to amend the Agricultural and Processed Food Export Development Authority Act, 1985 was examined and comments furnished.

15. Following **Memorandum of Understandings** were prepared by IE Division in active consultation with stakeholders :

- MoU on Cooperation between the Planning Commission of India and the National Development Reform Commission of China.
- Memorandum of Understanding between the Government of the Republic of India, the Government of the Federative Republic of Brazil and the Government of the Republic of South Africa on Co-operation in the Field of Social Issues.

16. Following Cabinet Note has been prepared by the Division:

- Cabinet Note soliciting ex-post facto approval for signing of the MoU on Cooperation

between the Planning Commission of India and the National Development Reform Commission of China

17. Briefs for **Cabinet Notes** concerning Department of Commerce, Ministry of External Affairs, ministry of Indian Overseas Affairs, Ministry of Finance and Ministry of Home Affairs. The Subjects range from Comprehensive Economic Cooperation Agreement (CECA), Agreements on Avoidance of Double Taxation and the Prevention of Fiscal Evasion with respect to Taxes on Income, Agreement on exemption from visa requirement, Extradition Treaty, Proposal to amend the Indian Council of World Affairs Act, 2001, Bilateral Investment Promotion and Protection Agreement, WTO negotiations under the Doha Work Programme, etc.

4.15 LABOUR, EMPLOYMENT & MANPOWER DIVISION

1. The LEM Division deals with the matters relating to employment strategy, employment policies and issues, labour welfare and labour policies and programmes, social security for workers and manpower planning.

Employment and Unemployment

2. Estimates of Labour Force, Work Force, Employment and Unemployment in the country are integral part of the planning exercise. This exercise is undertaken for five years plan formulation in LEM Division. Estimates are made on the basis of NSSO surveys and on the basis of these, employment projections are made. LEM Division is responsible for assessment of employment and unemployment in the country for the five year plans. The Division also handles matters relating to employment strategy, employment policy and other related issues.

3. The Division is currently engaged in analysis of employment and unemployment data at State level consistent with the all India level projections of Labour Force, Work Force and Unemployment in the country. The 61st round sample survey done by National Sample Survey Organization (NSSO) shows that there has been acceleration in growth of employment, since 1999-2000 to 2004-05. Growth of employment during this period (1999-2000 to 2004-05) is estimated at 2.62% per annum, on CDS Basis.

4. The decline in the overall growth rate of employment during 1994-2000 was largely attributable to a near stagnation of employment in Agriculture. As a result the share of Agriculture in total employment dropped substantially, from 61.03% in 1993-94 to 56.64% in 1999-2000. The share of agriculture sector in total employment has further gone down to 52.06% in 2004-05. On the other hand, employment growth in all the sub sectors within services, except Community, Social & Personal Services, has exceeded 5% per annum. The major employment contributing sectors during this period were observed services, construction, transport storage & communication and manufacturing sector.

Eleventh Plan Exercise

5. The Division completed the task of drafting of the Steering Committee Report and the Working Group Report on the Labour and Employment projections for the 11th Plan.

6. Based on the Steering Committee Report and Working Group Reports, the three Chapters namely – (i) Employment Perspective & Labour Policy, (ii) Skill Development & Training, and (iii) Social Security have been finalized for incorporation in the Eleventh Plan Document.

Strategy to Employment in the Eleventh Plan

7. Additional employment opportunities in the future will be generated mainly in services and manufacturing sectors and policy initiatives are needed to support this. Measures would need to be taken in the 11th Plan to boost, in particular, labour intensive manufacturing sectors such as food processing, leather products, footwear and textiles, and service sector such as tourism and construction. Tourism – both domestic as well as international – provides large possibilities for employment generation in the hotel, catering entertainment and travel sectors and also a market for handlooms and handicrafts to create additional employment. Substantial employment will also be generated in the construction sector, from need to build houses and expand infrastructure.

8. Also to improve quality of employment there must be robust growth of employment in the organized sector.

Skill Development and Training

9. Keeping in view the shortage of skilled personnel in the country and in pursuance to the announcement made by the Prime Minister on 15th August, 2006, Planning Commission constituted a Task Force on Skill Development under the Chairmanship of Dr. Tarun Das, Chief Mentor, CII. LEM Division being the nodal Division carried out work relating to organization of the meeting, drafting of minutes and follow up action etc. The Task Force submitted its Report in May, 2007.

10. As a follow up action of the Task Force Report, LEM Division organized a series of meetings with the various industry organizations from the manufacturing, IT, construction services and agro processing sectors, State Governments, Central Ministries dealing with skill development at various levels and other stakeholders. One of the important outcomes of the meeting is that to

provide a pool of trained and skilled work force, sufficient to meet the domestic requirements of a rapidly growing economy, with surpluses to cater to the skill deficits in other ageing economies, there is a need for setting up of a National Skill Development Mission. LEM Division drafted a Cabinet Note and Note for the Committee of Secretaries for setting up of the National Skill Development Mission.

Labour Welfare

11. Issues relating to Labour policies and programmes are handled in the Division. In this context, the Division examined the issues like social security in both organized and unorganized sector, existing labour laws, vocational training, child labour and bonded labour, etc. The major schemes which were granted in-principle / EFC / Full Planning Commission / Cabinet approval for inclusion in the plan of Ministry of Labour are – (i) Establishment of new ITIs in NE States, Sikkim and Strengthening and Modernization of ITIs in the State of Jammu & Kashmir, (ii) Skill Development Initiative through PPP, (iii) Externally Aided Project for Reforms and Improvement in Vocational Training Services Rendered by the Central and the State Governments, (iv) Upgradation of 1396 Government ITIs through Public-Private Partnership (PPP).

12. Member (LEM), Planning Commission reviewed the half yearly performance of plan schemes of Ministry of Labour & Employment for the year 2006-07.

13. Representative of the Division participated in the following important meetings.

- (i) 45th Session of the UN Commission for Social Development, New York.
- (ii) 41st Session of the Indian Labour Conference held on 27th April, 2007 at New Delhi.

(iii) 42nd Session of the Standing Labour Committee held on 13th December, 2007 at New Delhi.

(iv) Meeting on Independent Surveys on Employment & Unemployment by NSSO held in Kolkata.

(v) Delivered lectures on Employment, Planning and other issues to the ISS probationers.

14. Labour and employment situation was reviewed of the States / Union Territories while discussing their Annual Plan (2007-08) and Eleventh Plan proposals (2007-12) in the Working Groups meetings.

Institute of Applied Manpower Research (IAMR)

15. The Division functions as the nodal Division in Planning Commission for the administrative control and guidance of the Institute of Applied Manpower Research, an autonomous body carrying out training and research activities. The Division also represents Planning Commission in the – (a) General Council, (b) Executive Council, and (c) Standing Committee on Research Programmes of the Institute. The Institute is supported by Grant-in-aid by Planning Commission.

16. The Institute envisioned, conceptualized and developed a range of academic activities in the field of human resource planning and development, including research, consultancy, information system, training and workshops, seminars and conferences. The Institute brings out Manpower Profile India Year Book, which contains compilation of information on technical manpower with the support of the All India Council for Technical Education (AICTE), Ministry of Human Resources Development (HRD).

17. In the light of the changes in the requirements of the economy and the responsibilities of the

Planning Commission, a Review Committee was constituted under the Chairmanship of Sh. Surendra Singh, Ex. Cabinet Secretary. The LEM Division extended secretarial and technical support to the Committee. The Committee submitted its Report in August, 2007.

4.16 MULTI LEVEL PLANNING DIVISION

1. MLP Division is concerned with Special Area Programmes, Decentralized planning and the programmes of the ministry of Panchayatiraj

Hill Areas Development Programme (HADP), Western Ghats Development Programme (WGDP)

2. The Hill Areas Development Programme (HADP) is being implemented in designated hill areas of Assam, Tamil Nadu and West Bengal. The Western Ghats Development Programme (WGDP) is being implemented in 171 talukas of Western Ghats area comprising part of Maharashtra (63 talukas), Karnataka (40 talukas), Tamil Nadu (33 talukas), Kerala (32 talukas) and Goa (3 talukas). Special Central Assistance under the programme is provided as 90% grant and 10% loan. The funds available under HADP are divided amongst the designated hill areas covered under the programme and the talukas covered under the Western Ghats Development Programme (WGDP) in the proportion of 60:40. The main objective of the programme are eco-preservation and eco-restoration with emphasis on preservation of bio-diversity and rejuvenation of the hill ecology. For the hill areas covered under HADP, the sub-plan approach has been adopted. The concerned State Governments prepare the total plan comprising of flow of funds from the State Plan and Special Central Assistance made available under HADP. In the case of WGDP, the schematic approach has been followed since the taluka is the unit of

demarcation in respect of which the flow of funds from State Plan is difficult to quantify.

3. A Task Group under the Chairmanship of Shri V.K. Aggarwal, Principal Secretary (Planning), Government of Maharashtra was set up by the Planning Commission for analyzing the problems of Hilly Habitations in areas covered by the Hill Areas Development Programme (HADP)/ Western Ghats Development Programme (WGDP). The report of this Task Group would be used for strengthening the programme in Eleventh Plan. The report of the Task Group has been finalized and will be submitted very shortly.

4. During 2007-08, out of the approved allocation of Rs. 250.00 crore for the programme, an amount of Rs.168.41 crore has so far been released to the State Governments towards Grant portion of the 1st and 2nd instalment of SCA.

Border Area Development Programme (BADP)

5. The Border Area Development Programme (BADP) covers seventeen States namely Arunachal Pradesh, Assam, Bihar, Gujarat, Himachal Pradesh, Jammu & Kashmir, Manipur, Meghalaya, Mizoram, Nagaland, Punjab, Rajasthan, Sikkim, Tripura, Uttar Pradesh, Uttaranchal and West Bengal. Special Central Assistance under the programme is provided as 100% grant for the execution of the approved schemes.

6. The main objective of the programme is to meet the special needs of the people living in remote and inaccessible areas situated near border. The Programme has been transferred to the Department of Border Management, Ministry of Home Affairs from 1st April, 2004. During Annual Plan 2007-08, as against the allocation of Rs. 580.00 crore, an amount of Rs. 457.75 crore has so far been released to the BADP States till 29.09.2008.

7. A Task Force for preparation of a proposal for Comprehensive Development of Border Areas over the next 3-4 years was constituted under the Chairmanship of Shri B. N. Yugandhar, Member, Planning Commission and the Task Force has submitted its Report to the Prime Minister.

Backward Region Grant Fund (BRGF)

8. The Backward Regions Grant Fund (BRGF) has been approved in the financial Year 2006-07 to address the causes of backwardness more holistically than the standard Government programmes. It aims to help convergence and add value to other programmes such as Bharat Nirman and National Rural Employment Guarantee Programme, which are explicitly designed to meet rural infrastructure needs, but may need supplementation to address critical gaps which can come from the BRGF. The BRGF will seek to bring about focused development of identified backward districts by implementation of programmes selected through people's participation. Panchayati Raj Institutions (PRIs) from the village to the district level will be the authorities for planning and implementation in keeping with the letter and spirit of Article 243 G of the Constitution

9. The BRGF has two components, namely, i) District Component, and ii) Special Plans for a) Bihar, and b) KBK districts of Orissa.

District Component

10. The District Component of the BRGF covers 250 districts which includes all the 200 districts covered by the first phase of the National Rural Employment Guarantee Programme (NREGP) (including all the 147 districts covered by the erstwhile Rashtriya Sam Vikas Yojana (RSVY), 150 districts covered by the erstwhile National Food for Work Programme (NFFWP) and the 170 districts identified by the Inter-Ministry Task

Group (IMTG) on Redressing Growing Regional Imbalances, set up the Planning Commission in August, 2004, as backward on the basis of certain socio-economic variables.

11. During 2007-08, the districts covered by the Backward Districts Initiative component of RSVY are receiving funds as per RSVY norms from the provision made for BRGF. Non-RSVY districts covered by BRGF are receiving funds as per BRGF mode of funding. During 2007-08, an amount of Rs. 3294.85 crore has been released against the total provision of Rs. 4670 crore till 29.02.2008.

Special Plan for Bihar

12. Based on the wide ranging consultations with the representatives of the State Government of Bihar and with the peoples' representatives of the State, a Special Plan had been formulated for implementation under Rashtriya Sam Vikas Yojana on 100 per cent Central Assistance basis to bring about improvement in sectors like power, road connectivity, irrigation, horticulture, forestry and watershed development. An allocation of Rs. 1000 crore per annum is being made for this component during the Eleventh Plan period. During 2007-08, an amount of Rs. 857.21 crore has so far been released. Since the inception of the scheme, an amount of Rs. 3087.36 crore has been released.

Special Plan for KBK districts of Orissa

13. The KBK region of Orissa comprises of the undivided Kalahandi, Bolangir and Koraput districts which have now been reorganized into eight districts, namely, Kalahandi, Nuapada, Bolangir, Sonapur, Koraput, Nabarangpur, Malkangiri and Rayagada. The Planning Commission has been providing Additional Central Assistance to this region since 1989-90. To make the planning and implementation process more effective, the State Government were advised to prepare a Special

Plan using a project based approach and innovative delivery and monitoring system. The State Government is accordingly preparing the Special Plan for the KBK districts since the year 2002-03. The Special Plan focuses on tackling the main problems of drought proofing, livelihood support, connectivity, health, education., etc. An allocation of Rs. 250 crore per annum is being made for this component during the Tenth Plan period. The allocation for the Special Plan in 2007-08 is Rs. 130 crore. The total allocation of Rs. 250 crore will however be protected as the remaining amount will be provided under the districts component of BRGF.

14. However, the eight KBK districts will receive funds under the districts component of BRGF as per BRGF norms. The balance allocation will be made under Special Plan.

15. During 2007-08, an amount of Rs. 86.66 crore has been released till 29.02.2008. Since the inception of the scheme, an amount of Rs. 1286.66 crore has been released.

Panchayati Raj

16. The involvement of the Community in planning, execution and monitoring of the developmental programmes is imperative for planning and effective programme implementation. The Government has taken a number of steps to promote people's participation in decision-making process in areas that impinge on daily lives. Panchayati Raj Institutions have emerged as an important vehicle for community participation in development programmes. The 73rd and 74th Constitutions Amendment Acts provided constitutional status to the Panchayati Raj Institutions and clearly articulated their role in governance of the country. The State Governments were expected to empower Panchayati Raj Institutions by developing adequate functions,

functionaries and financial resources in consonance of functions assigned to each tier of the Panchayati Raj set up.

17. The Ministry of Panchayati Raj, set up to carry forward the process of empowerment of PRIs, has played an active role in sensitizing the Central Ministries and the State Governments on the need to recognize the centrality of the panchayat in their sphere of activity and to provide space to the PRIs in their programmes. The Ministry has taken a number of steps to devolve functions to PRIs in line with constitutional mandate.

18. The major scheme implemented by Ministry of Panchayati Raj relates to training and capacity building of Panchayati Raj functionaries and government officials working in Panchayati Raj set up.

19. An outlay of Rs. 100 crore has been approved for the Annual Plan 2007-08 for training of elected representatives, awards to Panchayat, information and communication. In addition, a capacity building fund of Rs. 250 crore has been set up for the Annual Plan 2007-08 as part of the Backward Regions Grant Fund. This fund is to be used to build capacity in planning, implementation, monitoring, accounting and improving accountability and transparency.

4.17.1 PLAN COORDINATION DIVISION

1. The Division coordinates activities of all the Divisions of the Planning Commission. In particular, it has the responsibility of coordinating the formulation and preparation of the Five Year Plans, the Annual Plans, including specific responsibility for the sectoral allocation of the Central Sector Plan, Annual Report of the Planning Commission and coordination of Parliamentary work. Besides, the meetings of the Internal Planning Commission,

the Full Planning Commission and the National Development Council are coordinated by the Plan Co-ordination Division.

2. The intensive ZBB exercise for centrally Sponsored and Central Sector Schemes of all the Central Ministries/Departments was carried out in April-June, 2007 for the 11th Plan. The ZBB meetings were convened to discuss 3 major issues concerned with the Eleventh Plan exercise i.e. (a) zero based budgeting in respect of plan activities and schemes of the Department so as to rationalize them to become more focused and effective, (b) estimating requirements of Gross Budgetary Support (GBS) to fund such activities during Eleventh Plan and Annual Plan (2008-09) and (c) inter-Ministerial issues, if any, requiring intervention of Planning Commission.

3. As per a decision in the 52nd Meeting of the NDC held on 9th December, 2006 the Planning Commission was directed to convene a special meeting of NDC during the budget recess 2007-08 to deal exclusively with issues related to food and agriculture. In this context for increasing productivity of foodgrains from 2 to 4%, meeting of the Full Planning Commission on Food and Agriculture was held on 14th May, 2007.

4. The National development Council met under the chairmanship of the Prime Minister on 29th May, 2007 for consideration of issues relating to Food and Agriculture.

5. The National Development Council resolves that agricultural development strategies must be reoriented to meet the needs of the farmers and calls upon the Central and the State governments to evolve a strategy to rejuvenate agriculture. The NDC reaffirms its commitment to achieve 4 per cent annual growth in the agricultural sector during the 11th plan and.

6. Since high priority is being given to the education sector in the Eleventh Plan, a Full Planning commission Meeting was convened on 13th September, 2006 under the Chairmanship of Prime Minister.

7. A Full Planning Commission Meeting under the chairmanship of Prime Minister was convened on 8th November, 2007 to give a final shape to the Eleventh Five Year Plan (2007-12) for placing before the National Development Council Meeting scheduled for 19th December, 2007. The recommendations made by various Steering Committees and Working Groups were taken as inputs while framing the 11th Plan Document. The suggestions of the Member-Ministers were noted and incorporated in the 11th Plan Document. The Prime Minister also desired that the size of the document may be suitably shortened.

8. National development Council met under the chairmanship of the Prime Minister on 19th December, 2007 for consideration of the Eleventh Five Year Plan (2007-12).

9. After deliberations and discussions, the National Development Council endorsed the Eleventh Five Year Plan (2007- 12).

10. During the year, the following Centrally Sponsored Schemes were got approved by the Full Planning Commission through circulation:

- i. Merit-cum-Means Based Scholarship to the students belonging to the Minority Communities.
- ii. National Food Security Mission.
- iii. Upgradation of 1396 Government it is through Public Private Partnership.
- iv. IFAD Assisted Rural Women's Empowerment and Livelihood Project
- v. (Priyadarshini)- in Uttar Pradesh and Bihar.

- vi. Post Matric Scholarship for Students belonging to Minority Communities.
- vii. Pre-Matric Scholarship for Students belonging to Minority Communities.

11. The exercise for the Annual Plan 2008-09, including the preparation of guidelines to be kept in view by the Central Ministries/Departments in formulating their Plan proposals was undertaken, as scheduled, for the Central Sector in October, 2007 by inviting the proposals from Central Ministries / Departments. Annual Plan 2008-09 discussions for finalization of Outlays of the various Ministries / Departments initiated in December, 2007 under the Chairmanship of Member(s), Planning Commission were completed in early January, 2008. The recommendations of the Planning Commission for the sectoral allocation of the Centre Sector Plan are proposed to be conveyed to the Ministry of Finance for incorporation in the Union Budget.

12. The Division compiled and consolidated the information and material with respect to different sectors of the economy for the preparation of Annual Plan Document 2007-08.

13. It is obligatory to lay the Annual Report of Planning Commission on the Table of the Lok Sabha every year. Annual Report for 2006-07 was placed on the Table of the House on 21 .03.2007. Material for compilation of Annual Report 2007-08 was compiled and edited. After getting it printed in both the languages (English and Hindi), it will be made available to Members of Parliament simultaneously before the demands for Grants are referred to the Departmentally related Standing Committees for consideration and requisite number of copies will be sent to both Secretariats of the Parliament for placing them in both Houses of Parliament.

14. The information sought by the Standing Committee on Finance on Demands-for-Grants was

furnished for considering Planning Commission's Annual Plan proposals. Information called for by the Joint Committee on Offices of Profit of Lok Sabha was also sent to Lok Sabha Secretariat.

15. The Central Sector Plan Scheme titled "50th Year Initiatives for Planning" of the Planning Commission initiated since the Annual Plan 2000-01 was in operation during, 2007-08, the first year of the Eleventh Five Year Plan. The Plan Scheme envisages building up of a comprehensive and complete databank covering all the important sectors reflecting the nation's development.

16. The preparation of State Development Reports (SDR) for each State/UT, at least, once in five years, highlighting the development status, achievements and prospects of that State, initiated in the year 2000-01, was continued in the reported period. The aim of bringing out these reports is to provide a quality reference document on the development profile and to set out a strategy for accelerating the growth rates of these States/UTs. The Internal Planning Commission has given its approval for preparation of State Development Reports for the 32 States/UTs during 2003-04 and 2004-05. Accordingly, the proposals as forwarded by State Plan Division were processed for release of payment for subsequent instalments against the approval granted by the Sanctioning Committee of the Scheme on the recommendation of the Core Committees. The SDRs of Assam, Jammu & Kashmir, Punjab, Orissa, Himachal Pradesh, Maharashtra, Tamilnadu, Rajasthan, Uttar Pradesh and Karnataka have already been prepared and released by the Planning Commission. The SDR of Lakshdweep and Andaman Nicobar Islands were awaiting release and SDR of Sikkim and Kerala are under print.

17. The scope of the Central Sector Scheme "50th Year Initiatives for Planning" was extended to include the proposals received from State/UT

Governments under the scheme called “Planning Commission’s Project Preparation Facility” (PCPPF) with the aim of helping State/UT Governments to engage Professional Consultants for preparation of Detailed Project Reports (DPRs) specifically for projects proposed to be funded from external and institutional sources, from the year 2001-02. During the period under report, the study on “ Conservation and Management of Loktak Lake and Associated Wetlands Integrating Manipur River Basin” was finalised and assistance for preparing it was released as per guidelines of the Scheme. The responsibility of monitoring of the preparation of the DPRs lies with the Planning Department and the administrative Department of the State Government concerned, Planning Commission is to be kept informed of the progress.

18. Planning Commission, during the period under report, continued to conduct Half Yearly Performance Review meetings for the Central Ministries/Departments and for States and UTs. These reviews help in effective implementation of schemes and projects by minimizing time and cost overruns.

4.17.2 PARLIAMENT SECTION

1. Parliament Section which functions as a part of Plan Coordination Division and deals with Parliament Questions, Calling Attention Notices, Half-an-Hour discussions, Resolutions, Private Members’ Bills, No-Day-Yet-Named Motions, Matters raised in Lok Sabha under Rule 377 and by way of Special Mention in Rajya Sabha, Parliament Assurances, meetings of Parliamentary Committees, Laying of Reports and papers in both the Houses of Parliament, arranging temporary and Session-wise General and Official Gallery passes for the Officers of Planning Commission; and other work of Planning Commission related to Parliament including Issues likely to be raised in

Parliament and procurement of Budget Document, Rail Budget, Economic Survey and President’s Speech to both the Houses of Parliament, for distribution amongst Deputy Chairman, Members and officers of Planning Commission.

2. During the period under report necessary arrangements were made for the meeting of the Standing Committee on Finance. The Approach Paper to the 11th Five Year Plan (2007-2012), The Annual Report 2006-07 of the Construction Industry Development Council, Annual Report 2006-07 of the Institute of Economic Growth (Development Planning Centre) and the Annual Report 2005-06 of IAMR were laid on both the Houses of Parliament. Approach Paper to Eleventh Five Year Plan (2007-2012) was circulated to MPs of both Houses of Parliament through Publication Counters. Eight Assurances given in Lok Sabha and Six Assurances in Rajya Sabha were fulfilled during the period through Parliament Section. It also coordinated for sending reply to eight Matters raised under Rule 377 in Lok Sabha and five Matters raised by way of Special Mention in Rajya Sabha.

4.18 POWER & ENERGY DIVISION

1. The Power & Energy Division comprises of Power, Coal and Petroleum Units. The various activities carried out by the division and the sectoral units are given below:

- i. The Division initiated work related to formulation of the Eleventh Five Year Plan (2007-12). The Working Groups on the Coal, Power, Petroleum & Natural Gas, New & Renewable Energy and R&D in the Energy Sector were constituted.
- ii. The Division coordinated with different Working Groups constituted for formulation of Eleventh Five Year Plan towards completion of their reports.

- iii. A Steering Committee on Energy was constituted under the chairmanship of Member (Energy). Steering Committee prepared Report on Energy Sector for formulation of Eleventh Five Year Plan.
 - iv. Division finalised Chapter on Energy for Eleventh Five Year Plan Document.
 - v. The division participated in the meetings of the “Energy Coordination Committee” held under the chairmanship of Prime Minister.
 - vi. Division followed with different ministries for status of implementation of recommendations of Integrated Energy Policy Report.
 - vii. Division worked as a nodal office for World Bank Mission for study on strategies for low carbon growth in India.
 - viii. Principal Adviser (Energy) participated in meetings of Intergovernmental Panel on Climate Change (IPCC) and United Nations Framework Convention on Climate Change (UNFCCC).
 - ix. Work related to formulation of Annual Plan 2008-09 for Ministries of Power, Coal, Petroleum & Natural Gas and New & Renewable Energy has been initiated.
 - x. The division is in the process of finalizing Annual Plan 2008-09 for the Ministries of Power, Coal, Petroleum & Natural Gas, New & Renewable Energy and Department of Atomic Energy (DAE) and preparation of Annual Plan Chapters for Annual Plan document 2008-09.
- 2. Power Unit**
- i. Inputs were provided to the Ministry of Power on the Hydro Policy for providing impetus to the development of Hydro-electric Projects in the country, especially in the North-Eastern Region and in other Himalayan States for consideration by the Cabinet.
 - ii. Briefs were prepared on several agendas circulated by the Ministry of Power for the consideration by the Empowered Group of Ministers. Some of the proposals were on Ultra Mega Power Project, IPO issues of CPSUs, Sub-Committee on Financial issues, Task Force on Hydro projects development, etc.
 - iii. The unit suggested and provided material to the Ministry of Power on the restructuring of APDRP II during the Eleventh Plan for the consideration by the EFC.
 - iv. The unit assisted Programme Evaluation Organisation (PEO) in carrying out the evaluation of RGGVY-I for the States of Uttar Pradesh and Karnataka. The unit also provided input on the proposal of the Ministry of Power for continuation of RGGVY II in the Eleventh Plan period. The proposal was approved by the Cabinet subject to the continuation that the State Government would guarantee for a daily supply of 6-8 hours of electricity in the RGGVY network.
 - v. Principal Adviser (Energy) participated in the first NEC Sectoral Summit on Power at Pasighat in Arunachal Pradesh State on 16-17 January, 2007 and provided several suggestions for formulation of a clear, coherent and constraint policy frame-work for development of power in North-Eastern Region.
 - vi. The Officers in the unit participated in the Performance Review and MoU Meetings of the sector. The Unit examined the status of implementation of major ongoing projects and conveyed views of the Planning Commission to the respective ministries.

- vii. The officers of the unit have participated in working group meetings, seminars, workshops and conferences.

3. Coal Unit

- i. Unit was involved in the work of expert committee constituted for comprehensive review of Coal sector and make recommendations for improving productivity of man & machinery, introduction of cutting edge technology, restructuring of CIL, meeting demand supply gap in short, medium & long term and examine the merits of opening up trading in coal, current captive coal mining policy, etc. The Committee has submitted its final report to the Government.
- ii. Committee constituted under the Chairmanship of Pr. Adviser (Energy) for recommending guiding principles in Coal Pricing held its deliberations.
- iii. The Unit has compiled data and analysed it for half yearly performance review meetings of Coal Sector under the chairmanship of Member (Energy).
- iv. The Unit examined the status of implementation of major coal and lignite ongoing projects and brought out the issues for consideration in the Quarterly Performance Review (QPR) meetings held in Ministry of Coal (MOC) under the chairmanship of Secretary (Coal).
- v. The Unit has examined various VIP references/ parliament questions / parliament assurances and other inter-sectoral policy issues related to the development of sector.
- vi. Proposals of CCEA/PIB/In-principle approvals of coal mining projects and other policy issues related to Coal Sector have been examined and conveyed the views of Planning Commission to the concerned.

- vii. The officers of the Unit have participated in the meetings of Standing Linkage Committee (Long-Term) for Thermal Power Plants; Cement Plants & Sponge iron; Inter-Ministerial Group; etc. to convey the views of Planning Commission for taking investment decisions etc.
- viii. Unit has co-coordinated organization of seminar on technology roadmap for coal and coal based power sector in association with Administrative Staff College of India, Hyderabad and research group from Harvard University, US.
- ix. The officers of the unit have undertaken field visits and participated in Inter Government joint working groups, seminars, workshops and conferences.

4. Petroleum Unit

- i. The unit examined various notes such as Pricing of Sensitive Petroleum Products, Creation of separate cadre for DGH, proposals on merger acquisitions & strategic alliances, Review of the Navratna Status to various oil & gas PSUs, Overseas Projects, etc. and the views of the Planning Commission were conveyed to the MoP&NG.
- ii. Conducted meetings with MOP&NG to finalize the time-line for implementing the recommendations of the Integrated Energy Policy Report in P&NG sector. The unit also participated in the various meetings held at the Cabinet Secretariat on the above issues.
- iii. The unit also presented views on the note on Natural Gas Pricing issues discussed by the Empowered Group of Ministers.
- iv. The unit also participated in the international and national petroleum & natural gas summit/ conferences.

- v. The Officers in the unit participated in the Performance Review and MoU Meetings of the sector. The Unit examined the status of implementation of major ongoing projects and conveyed views of the Planning Commission to the respective ministries.

4.19 PROJECT APPRAISAL AND MANAGEMENT DIVISION

Functions

1. Project Appraisal and Management Division in the Planning Commission was set up in 1972 to institutionalize the system of project appraisal in Government of India. The PAMD has been assigned to discharge the following functions;

- Prescribe guidelines and develop formats for the submission of proposals for projects and programmes for techno economic appraisal;
- Undertake support research studies to improve the methodology and procedure for appraisal of projects and programmes;
- Undertake techno economic appraisal of major projects and programmes in the public sectors; and
- Assist Central ministries in establishing proper procedures for preparation of reports of projects and programmes.

Appraisal Work

2. As a part of techno-economic appraisal, PAMD conducts comprehensive appraisal of Plan schemes and projects costing Rs. 25 crores, which has been revised by the Ministry of Finance to Rs. 50 crore w.e.f. 17.11.2007 & above and prepares appraisal notes in consultation with the subject divisions of the Planning Commission. The stipulated timeframe for issue of Appraisal Note by PAMD is six weeks from the date of receipt of

EFC/PIB memo. The appraisal by PAMD facilitates decision-making in respect of projects/schemes considered by the Public Investment Board (PIB), the Expenditure Finance Committee (EFC) and the Committee of Public Investment Board (CPIB), depending upon the nature and size of proposals. The Division also appraises proposals of Ministry of Railways costing Rs. 100 crores and above to be considered by the Expanded Board of Railways (EBR). Revised cost estimate (RCE) proposals are also appraised by the Division to analyze the factors attributed to cost and time overruns.

3. As per guidelines issued by Ministry of Finance vide O.M. No. 1(3)/PF.II/2001 dated 15th Nov. 2007, the financial limits of Appraisal Forums and Approval Authority have been revised as given below:

Appraisal Forum (limits in Rs. crore)

< 15.0 Ministry in normal course

≥ 15.0 & < 50.0 Standing Finance Committee (SFC)

≥ 50.0 & < 150.0 Expenditure Finance Committee (EFC) chaired by Secretary of Administrative Ministry/Department.

≥ 150.0 Public Investment Board (PIB)/ Expenditure Finance Committee (EFC) chaired by Secretary (Expenditure); projects/schemes where financial returns are quantifiable will be considered by PIB and others by EFC.

Limit of Approval Forum (Rs. crore)

< 15.0 Secretary of Administrative Ministry/ Department.

≥ 15.0 & < 75.0 Minister-in-Charge of Ministry/ Department.

≥ 75.0 & < 150.0 Minister-in-Charge of Ministry/ Department & Minister of Finance.

≥ **150.0** Cabinet/Cabinet Committee on Economic Affairs (CCEA).

Note: The financial limits as above are with reference to the **total** size of the Project/Scheme, which may include budgetary support, Internal Resources, External aid, Loans and so on.

Highlights

- ✓ 208 Appraisal Notes on EFC/PIB proposals involving outlay of Rs. 159222.58 crore have been issued during 1.4.2007 to 31.12.2007
- ✓ PAMD has examined 14 SFC proposals and offered comments to subject Divisions.
- ✓ 78 cases of in-principle approval were examined in PAMD during April–December 2007.
- ✓ 1 CCEA Note was examined by PAMD.
- ✓ Standing Committees to examine and fix responsibility for the time and cost overrun were constituted by 22 Departments / Ministries. Officer of the PAMD deliberate as a member in the Standing Committee meetings and finalize 10 Reports.
- ✓ 10 proposals for Standing Finance Committee were examined during April–December 2007.
- ✓ 96 EFC/PIB meetings were held, which were attended by Adviser (PAMD) or nominated Officers of PAMD during April–December 2007.

Processing of In Principle Proposals

4. To enable the project/scheme to be included in the Plan of the Ministry/Department, the administrative Ministry is required to send the proposal (Feasibility Report in case cost is above Rs. 50 crores) to the subject Division in Planning

Commission for ‘in principle approval’ (from Secretary) of all new Central Sector and Centrally Sponsored Schemes irrespective of their outlays involved. In pursuance of the decision taken by the Cabinet, the requirement of ‘in principle approval’ of the Planning Commission in respect of Power and Coal projects has been dispensed with vide DO No. M.12043/10/2005-PC dated 5th September 2005.

5. PAMD had reviewed the ‘In principle approval’ mechanism suggesting modification in the existing mechanism for introduction of new plan scheme from 11th Five Year Plan. Planning Commission has issued revised guidelines vide UO No. N-11016/4/2006 dated 29th August 2006 PAMD to all the Ministries/Departments of the Govt. of India. As per the revised guidelines, the schemes/projects if indicated in the Plan document and financial resources fully provided for the scheme/project, will not require. ‘In principle approval’ of the Planning Commission. However, a scheme/project/additional component in an existing scheme which could not be included in the Five Year Plan with adequate provision would require in principle approval of the Planning Commission before the Ministries/Departments seek sanction of the appropriate authorities for taking up the scheme/project.

6. PAMD has issued guidelines to the heads of Divisions in the Planning Commission outlining the procedures for processing proposals for in principle approval vide U.O. No. O-14015/1/2006-PAMD dated 22nd November 2007. The guidelines provide that subject division will examine the proposal received from the Ministry in consultation with other related subject divisions of Planning Commission, including PAMD invariably, before the ‘in principle’ approval of Secretary, Planning Commission is sought. ‘In principle approval’ would be necessary for the projects/schemes that are not included in the Eleventh Plan document.

The time frame is four weeks for ‘In principle approval’.

Appraisal Procedure of EFC/PIB Proposals

7. With a view to cut down delays in appraisal of project proposals and to ensure PIB/EFC decision within stipulated timeframe of six weeks of receipt of PIB/EFC Memorandum from the Departments/ Ministries, PAMD has issued revised procedure for processing EFC/PIB proposals within Planning Commission vide U.O. No.O-14015/1/2006-PAMD dated 22nd November 2007. Highlights of revised procedure are as follows:

- (a) PAMD would act as management adviser to the EFC/PIB after the receipt of EFC/PIB Memo. Based on the information given in the EFC/PIB Memo and other information obtained, appraisal will be done and management advice tendered to EFC/PIB.
- (b) In order to ensure that the appraisal carried out by the PAMD is comprehensive and meaningful project authorities/Administrative Ministries have already been requested to submit only such proposals, which are complete in all respects. However, in case where EFC/PIB Memo does not contain relevant information, PAMD will identify such gaps and call for such information from the Ministries.
- (c) **The outer limit for giving management advice by the PAMD has been fixed at 6 weeks from the date of receipt of EFC/PIB Memo.** In case management advice from PAMD is not given within 6 weeks’ time, EFC/PIB meeting could be fixed and their views obtained during the meeting.

8. In 2006-07, PAMD appraised 114 EFC/PIB proposals involving outlays of Rs. 74694 crores. During 2007-2008 (1.4.07 to 31.12.2007), PAMD appraised 208 EFC/PIB proposals involving

outlays of Rs. 159223 crores, which includes new as well as revised cost proposals.

Facts And Figures for 2007-08 (1-4-07 to 31-12-07)

a.	No. of projects appraised:	208
b.	Capital cost :	Rs. 159223 cores
c.	Number of projects appraised in	
	- Agriculture:	10 (4.8%)
	- Energy & Transport	42 (20.2%)
	- Industry and S & T	54 (26.0%)
	- Social Sector	55 (26.4%)
	- Others	47 (22.6%)
	TOTAL	208 (100.0%)

Review of Appraisal Parameters:

9. PAMD being nodal appraising agency of plan schemes/projects also review national parameters for appraisal from time to time. A study on ‘Estimation of National Parameters for Project Appraisal in India was got done through Institute of Economic Growth, University of Delhi to re-estimate appraisal parameters like social discount rate, financial & economic IRR, social premium on foreign exchange, shadow wage rate etc. Based on issues emerged in a workshop organized by PAMD on the draft report, the IEG has revisited and submitted the final report with recommendations. The revised parameters as recommended in the study report will be discussed in the Internal Planning Commission Meeting and after approval, final recommendations will be communicated to the Ministry of Finance for approval by the government.

10. **Annual Plan Preparation:** PAMD has also been engaged in preparation of Annual

Major Activities in the Planning Commission

Plan pertaining to Ministry of Personnel/Public Grievances and Pension as a part of overall planning process. PAMD examined and finalized Annual Plan outlays of the Ministry for 2007-08 and 2008-09.

11. Officers of PAMD have been deputed as faculty member for imparting training to the officers of the States on project appraisal mechanism in

Workshops organized by Ministry of Statistics and Programme Implementation at Deharadun (Uttarakhand) and Jammu (J&K).

12. The sectoral distribution of projects appraised during the years 2006-07 and 2007-08 (April-December 2007) is given in the table annexed. Information pertaining to major groups of sectors is summarized below:

S. No.	Sector	2006-07			2007-08 (Dec-07)		
		Nos.	Cost (Rs cr.)	%	Nos.	Cost (Rs cr.)	%
1	Agriculture	8	975.56	1.3	10	9848.9	6.2
2	Energy	14	15590.07	20.9	13	16220.31	10.2
3	Transport	28	9513.33	12.7	29	19705.86	12.4
4	Industry	9	4999.83	6.7	38	37633.87	23.6
4	S&T	3	155.08	0.2	16	2106.75	1.3
5	Social	29	34695.76	46.5	55	54755.58	34.4
6	Communication	1	76.52	0.1	5	1860.35	1.2
7	Others *	22	8687.87	11.6	42	17090.99	10.7
Total		114	74694.02	100.0	208	159222.61	100.0

includes Posts, Information & Broadcasting, Information Technology.

@Includes Home Affairs & Deptt. of Personnel, Tourism, Commerce, E&F, Justice, Water Resources, NER, Consumer Affairs, Finance, Defence, Administrative Reforms and Minority Affairs.

SECTOR-WISE NUMBER AND COSTS OF EFC/PIB PROPOSALS APPRAISED IN PAMD

S.No.	SECTORS	2006-07		2007-08 (upto Dec-07)	
		Cost (Rs cr.)	No.	Cost (Rs cr.)	
1	AGRICULTURE & ALLIED	8	975.56	10	9848.90
	ENERGY	14	15590.07	13	16220.31
2	Power & Coal	13	14729.07	13	16220.31
3	Petroleum & Natural Gas	1	861	0	0
	TRANSPORT	28	9513.33	29	19705.86
4	Railways	15	7779.55	5	14106.33
5	Surface Transport	6	359.55	9	791.31
6	Civil Aviation	1	274.63	1	121.39
7	Shipping	6	1099.6	14	4686.83
	INDUSTRY	9	4999.83	38	37633.87
8	Industry & SSI	4	4199.42	15	18479.68
9	Steel & Mines	2	629	0	0
10	Petro Chemicals & Fertilizers	0	0	2	1203
11	Electronics	0	0	0	0
12	Textiles	4	171.41	18	17407.06
13	Food Processing	0	0	3	544.13
	SCIENCE & TECHNOLOGY	3	155.08	16	2106.75
14	Bio-Technology	1	98	3	693.75
15	Science & Technology	0	0	0	0
16	Scientific & Ind. Research	1	27.08	12	493
17	Ocean Development	0	0	0	0
18	Earth Sciences	1	30	1	920
	SOCIAL SERVICES	29	34695.76	55	54755.58
19	HRD/Culture	6	4081.26	9	16985.42
20	Youth Affairs & Sports	3	2233.41	1	6188.11
21	Health	6	1799.37	15	6532.98
22	Women & Child Dev.	2	492.41	3	4085.11
23	Labour	1	555	2	5211.17
24	Social Justice	3	2148.05	16	7097.24
25	Urban Development	6	4982.26	4	3238.05
26	Rural Development	2	18404	5	5417.5
	COMMUNICATION	1	76.52	5	1860.35
27	Information & Broadcasting	1	76.52	4	176.5
28	Post	0	0	0	0
29	Information Technology	0	0	1	1683.85
30	Communication	0	0	0	0
	OTHERS	22	8687.87	42	17090.99
31	Home Affairs & Personnel	0	0	0	0
32	Tourism	0	0	0	0
33	Commerce	1	4761	22	3660.76
34	Environment & Forests	2	614.26	1	600
35	Law & Justice	1	854	0	0
36	Water Resources	1	36.3	8	3342.34
37	North Eastern Region	14	876.41	3	197.33
38	Consumer Affairs	0	0	2	508.6
39	Finance/Corporate Affairs	0	0	1	211
40	Defence	0	0	0	0
41	Administrative Reforms	1	456.5	0	0
42	Minority Commission	0	0	5	8570.96
	Total	114	214694	208	159222.61

4.20 PERSPECTIVE PLANNING DIVISION

Major Activities in the Perspective Planning Division

1. The work of Perspective Planning Division relates to the overall integration of the plan into macro-economic framework delineating possibilities and constraints; and projecting a long-term vision of development in terms of potentials, constraints and critical issues.

2. The Division assists the Commission in planning and policy issues, which span across multiple sectors of the economy such as agriculture, industry, infrastructure, financial resources, balance of payments, social services, demography, poverty and employment. To bring about inter sectoral consistency in the plans, a system of plan models, sub-models and material balances is used. The exercise done in the Division helps in evolving the overall macro-economic framework, with projection for consumption, investment, imports, exports as well as social development indicators, government finance etc.

3. The Division as a part of its regular activities:

- (i) Prepares an overall framework for medium and long term plans by analyzing implications of long term objectives for the appropriate strategy of development;
- (ii) Examines the current policies and programmes in the inter-temporal, inter-regional and inter-sectoral contexts;
- (iii) Studies consistency between plan objectives and plan allocation, conformity of regional distribution of public sector outlays with the regional needs of development, effect of price rise on consumption level of people

in different income groups, trends in saving, investment and growth in economy, trends in foreign trade and the implications of various development in the economy for public investment;

- (iv) Estimate State-wise poverty ratios using household consumer expenditure surveys conducted by National Sample Survey Organization (NSSO) and analyze the changes in the poverty indices;
- (v) Renders advice on strategy for negotiations at the WTO keeping in view interest of India and other developing countries;
- (vi) Assists the Planning Commission in forming its views on technical issues pertaining to planning process, shift of a public sector programme from Non-Plan to Plan side of Government expenditure and vice-versa, inter-government resource transfers and other issues relating to fiscal federalism;
- (vii) Contributes to the response by Planning Commission on issues pertaining to Planning Process posed by Parliament, forum of economists and States, delegation from National Planning Commissions from other countries and trans-national institutions through the respective nodal Ministries.
- (viii) Nodal Division in the Planning Commission for Plan proposals for Ministry of Statistics and Programme Implementation

4. The Division represents Planning Commission in:

- (i) Governing Council of NSSO
- (ii) Governing Council of Indian Statistical Institute
- (iii) Advisory Committee on National Accounts of CSO
- (iv) National Advisory Board on Statistics

- (v) Governing Council of the “Development Planning Centre” at the Institute of Economic Growth,
- (vi) Advisory Committee of Planning and Policy Research Unit (PPRU) of the Indian Statistical Institute, Delhi Centre.
- (vii) Nodal division in the Planning Commission for work relating to the Commission for Social Development of the UN.
- (viii) Inter-ministerial Committee of Ministry of Commerce for negotiations on Agreement on Agriculture of the WTO.
- (ix) Task force for the component identifying the specific requirement of strengthening of State Statistical Bureau of the World Bank assisted ‘India Statistical Strengthening Project’.
- (x) Inter-Ministerial Expert Committee to finalise framework for compilation and reporting of the Millennium Development Indicators set up by the Ministry of Statistics & P.I.

5. The Officers of the Division have been associated with the following activities:-

I. Inputs provided for formulation of the Eleventh Five Year Plan:

- (i) Development of macro-economic model and estimation of macro-economic as well as sectoral parameters of target growth rate within a macro economic consistency framework for the Eleventh Five Year Plan.
- (ii) Disaggregating of national growth target into state wise growth target and their sectoral distribution.
- (iii) Projections for external sector dimensions including growth in exports, imports, current account balance and foreign investment during Eleventh Five Year Plan
- (iv) Disaggregating the national target of poverty ratio in to State level.

- (v) Assessment of the financial resources of the Central and State Government.
- (vi) Prepared technical note on revenue-capital mix of Plan expenditure.
- (vii) Servicing division for Expert Group to Review the Methodology for Estimation of Poverty constituted by the Planning Commission
- (viii) Nodal division for the National Statistical Commission

II. Represented Perspective Planning Division and provided technical inputs for Working Groups/ Sub-Groups for formulation of Eleventh Five Year Plan

- (i) Working Group on Savings.
- (v) Expert Group on Equitable Development
- (vi) Working Group on population stabilization

III. Member of Other Committees:

- (i) Technical Committee to revise base year for Trade Indices
- (ii) Inter Ministerial Committee on Agreement on Agriculture for the WTO Negotiations
- (iii) Trade Policy Review of India by the WTO

6. Seminars/ Conferences / Training

The officers of the Division have participated in the following activities:

- i. Shri Arvinder S Sachdeva, Director was deputed to Centre for World Food Studies, Vrije Universiteit, Amsterdam, The Netherlands from 23rd April to 30th April, 2007 for discussion in connection with the collaboration on the development of the general equilibrium model for use in the preparation of India’s Eleventh Five Year

Plan and for policy modeling in general in the long run

- ii. Dr. Archana S. Mathur, Director attended the meeting of the Technical Committee of the DGCI&S, Ministry of Statistics and Programme Implementation in Kolkata during 3rd and 4th January 2008

4.21 RURAL DEVELOPMENT DIVISION

The Rural Development Division is the Nodal Division in the Planning Commission for matters relating to Poverty alleviation, employment generation, Development of Wasteland and Degraded Lands. It interacts with the Ministry of Rural Development (Department of Rural Development and Department of Land Resources) on related development issued.

2. The Steering Committee on Poverty Elimination & Local Area Development was set up in pursuance of the report submitted by various Working Groups set up for the formulation of Eleventh Five Year Plan. The Rural Development Division was the nodal Division for servicing the Committee.

3. For the Eleventh Five Year Plan 2007-11, the Planning Commission, the Chapter on Rapid Poverty Reduction, Ensuring Rural livelihoods and Food & Nutrition Security were prepared by the Rural Development Division.

4. For the Annual Plan Document 2007-08, the Planning Commission, the Chapter on Poverty Alleviation in Rural India – Strategies & Programmes and Development of Wastelands and Degraded Lands were prepared by the Rural Development Division.

5. The Annual Plan proposals and the Revised Estimates of the Ministry of Rural Development

for the Annual Plan 2007-08 were examined by the Rural Development Division in detail. In addition, proposals received from the State/ Union Territories were examined for the Annual Plan 2008-09.

6. The preparation of the Eleventh Five Year Plan was initiated. The Rural Development Division set up six Working Groups and two Expert Groups for the preparation of the Eleventh Plan as follows:

- Working Group on Poverty Elimination Programmes
- Working Group on Rural Housing
- Working Group on Land Relations
- Working Group on Rainfed Areas
- Working Group on Social Protection Policy and
- Working Group on Democratic Decentralisation and Panchayati Raj Institutions
- Expert Group on Development Issues to deal with causes of discontent, unrest and extremism
- Expert Group on Equitable Development

7. Quarterly Performance Review (QPR)/ Half Yearly Performance Review (HPR) meetings for the schemes of Ministry of Rural Development (MoRD) were conducted by the Rural Development Division under the chairmanship of Member, Planning Commission.

8. Rural Development Division is also the Executing Agency for Technical Assistance to India for Participatory Poverty Assessment at the State level, Part II of Asian Development Bank.

9. The Division also handled the work pertaining to Parliament Questions, Parliament matters, VIP references and other representations received.

10. Sr. Consultant (RD) is representative on several Committees which include among others (i) Member, Board of Governors, Institute of Human Development, New Delhi; (ii) Member of the Steering Committee on Provision of Urban Amenities in Rural Areas (PURA); (iii) Member, Central level Coordination Committee under Sarojayanti Gram Swarozgar Yojana (SGSY) (iv) Member, Project Approval Committee for SGSY Special Projects; (v) Member Central Employment Guarantee Concept

11. Director (RD) is member of the following Committees: (i) Project Screening Committee for Sarojayanti Gram Swarozgar Yojana (SGSY) Special Projects (ii) Standing Committee for the Community Based pro-poor Initiatives Programme (iii) Committee to formulate schemes to provide funds directly to Panchayats (iv) Inter Ministerial Task Force on Local Procurement of Food Grains to meet demands of Sampurna Grameen Rozgar Yojana (SGRY).

4.22 SCIENCE & TECHNOLOGY DIVISION

1. The S&T Division is dealing with planning and coordinating the activities of Central Scientific Departments/ Agencies viz. Department of Atomic Energy (R&D Sector), Department of Space, Department of Science & Technology, Department of Scientific and Industrial Research including CSIR, Department of Biotechnology and Ministry of Earth Sciences.

2. The important activities of Science & Technology Division are relating to Five Year Plan & Annual Plan exercise, examination of Plan proposals/project/ schemes etc. of Central Scientific Departments/Agencies pertaining to Science & Technology sector, S&T programmes of States/UTs. and relevant Parliament Questions, Cabinet papers etc.

3. Major activities undertaken during 2007-08 include: Zero Based Budgeting of all the schemes of various S&T Ministries/Departments, examination of their Annual Plan (2008-09) proposals and preparation of briefs/background papers for Member/Secretary level meetings for Annual Plan discussion. In addition, Annual Plan proposals of the State/UTs under the S&T Sector were also examined and discussions were held with the officials of respective State Governments for finalization Annual Plan outlays of the States/UTs.

4. During the Annual Plan (2007-08), focus of S&T sector was on promotion of new areas of science & technology, promotion of industrial R&D, develop technologies to acquire self-sustenance in the field of nuclear science, building a strong science and technology capability, promotion of biotechnology research, survey and exploration of ocean resources etc. Thrust was also given to harness science & technology for societal benefits, nurturing of outstanding scientists, attracting young scientists to take up science as a career, strengthening linkages between industries and research organizations/ laboratories and development of clean and eco-friendly technologies etc. In addition, S&T Chapters for 11th Five Year Plan (2007-12) and Annual Plan (2007-08) documents were prepared. EFC proposals, Cabinet Papers and draft bills etc. forwarded by the S&T Ministries/Departments were also examined and comments were forwarded to them. Meeting of the EFC were also attended along with the representatives of the Project Appraisal and Management division.

5. Focus of the Annual Plan discussions with the States/UTs. pertaining to S&T sector was towards identification of location specific programmes/projects for overall development of state in collaboration with Central Scientific Departments, organization of State S&T Council meetings for

providing guidelines and monitoring of on-going programmes, etc.

4.23 SECRETARIAT FOR THE COMMITTEE ON INFRASTRUCTURE

1. Faster growth of the economy in recent years has placed an increasing stress on physical infrastructure such as electricity, railways, roads, ports, airports, irrigation, and urban and rural water supply and sanitation, all of which already suffer from a substantial deficit from the past in terms of capacities as well as efficiencies in the delivery of critical infrastructure services. The pattern of inclusive growth of the economy projected for the Eleventh Plan, with GDP growth averaging 9% per year can be achieved only if this infrastructure deficit can be overcome and adequate investment takes place to support higher growth and an improved quality of life for both urban and rural communities.

2. The Committee on Infrastructure (COI), constituted by the Government on 31 August 2004 under the Chairmanship of the Prime Minister, has met 17 times, with 7 meetings held in 2007-08 (by 14 January 2008). The objectives of the COI are to initiate policies and strategies that would ensure well coordinated, time-bound creation of world class infrastructure, delivering services of international standards, developing structures that maximize the role of Public-Private Partnerships (PPPs), and to monitor progress of key infrastructure projects.

3. To facilitate the functioning of the COI, an Empowered Sub-Committee of COI was also constituted on 16 May 2005 under the Chairmanship of the Deputy Chairman, Planning Commission. The Empowered Sub-Committee has met 14 times, with 5 meetings held in 2007-08 (by 14 January 2008). Inter-Ministerial consultation complements consultation with stakeholders through the medium of a sub-Group

chaired by the relevant Departmental Secretary. A consultative mechanism with greater reliance on inter-disciplinary dialogues to promote cohesive outcomes and to resolve conflicts of interest within an agreed timeline has thus been institutionalized.

4. The COI, and its Empowered Sub-Committee, are serviced through the Secretariat for the COI, which has been assigned the following functions:

- (i) Service the meetings of the COI and follow up on the implementation of the decisions taken thereon through the Empowered Sub-Committee of COI in consultation with the concerned ministries.
- (ii) Prepare policy papers required by the COI, especially relating to PPP projects in infrastructure sector (including with the assistance of independent experts and stakeholders), conduct research, initiate consultations, and hold seminars.

Initiatives by COI

5. With a view to creating an enabling environment that would improve predictability and achieve a more optimal allocation of risks for PPPs and reduce transaction costs and processing time, the Government is reforming the policy and regulatory framework and creating appropriate institutional mechanisms. Such initiatives are contained in reports of the Secretariat for the COI, which are published after consideration and approval by the COI, as listed below:

- (i) Expert Committee on Road Safety and Traffic Management, January 2008.
- (ii) Task Force on Tariff Setting and Bidding Parameters for PPPs in Major Ports, August 2007.
- (iii) Inter-Ministerial Group on Restructuring of National Highways Authority of India (NHAI), July 2007.

- (iv) Task Force on Financing Plan for Ports, June 2007
- (v) Inter-Ministerial Group on Simplification of Custom Procedures in Air Cargo and Airports, January 2007.

6. These reports supplement those published in earlier years, as listed below:

- (i) Task Force on Financing Plan for Airports, June 2006
- (ii) Core Group on Financing of the National Highways Development Programme (NHDP), April 2006.
- (iii) Inter-Ministerial Group on Custom Procedures and Functioning of Container Freight Stations and Ports, February 2006.
- (iv) Task Force on the Delhi-Mumbai and Delhi-Howrah Freight Corridors, February 2006.
- (v) Committee of Secretaries on Road Rail Connectivity of Major Ports, February 2006.
- (vi) Scheme for Financing Infrastructure Projects through the India Infrastructure Finance Co., January 2006.

7. Standardized arrangements, on concession documents and bid process that provide predictability and mitigate risk to public and private capital are regarded as the best option for implementing a PPP program. Besides shortening approval procedures, they simplify and expedite decision-making. Adoption of model documents, including the use of Model Concession Agreements (MCAs), has been mandated by the COI. In pursuance, the following MCAs and guidelines finalized under the aegis of COI have been published in 2007-08:

- (i) Guidelines for Pre-Qualification of Bidders, including Model Request for Qualification (RFQ) for PPP Projects, 5 December 2007.

- (ii) Guidelines for Invitation of Financial Bids, including Model Request for Proposal (RFP) for PPP Projects, 30 November 2007.
- (iii) Manual of Specifications and Standards: Two-Laning of Highways through PPPs, 20 May 2007.

8. Those published earlier include:

- (i) MCA for PPPs in Ports, October 2006
- (ii) MCA for PPPs in Operation and Maintenance of Highways, October 2006.
- (iii) MCA for PPPs in State Highways, October 2006.
- (iv) MCA for PPPs in National Highways, September 2006.
- (v) MCA for Container Train Operations, January 2007.
- (vi) Guidelines for Financial Support to PPPs in Infrastructure, January 2006.
- (vii) Guidelines on Formulation, Appraisal and Approval of PPPs, January 2006.

9. A consultation paper on the “Approach to Regulation of Infrastructure: Issues and Option” was prepared and placed on the website of the COI, www.infrastructure.gov.in in August 2006 with a view to elicit comments and suggestions of the stakeholders before it is finalized. This paper analyses the current state of regulatory law and policy and the associated institutional framework in India. It found that a somewhat haphazard and uneven approach to regulation is being currently followed across and within different sectors of the economy resulting in inadequate and expensive reform. It proposes a broad policy approach to guide the next stage of regulatory reform, outlining the role and scope of regulatory institutions, and their relationship with the legislative and executive wings of government as well as the people at large. A Roundtable was organized on 25 September

2006 on this consultation paper, and based on the written comments also received from various Ministries and consumer bodies since then, the paper is being updated.

10. Pursuant to a decision of the Committee of Secretaries taken in April 2007, guidelines are under preparation jointly by the Ministry of Parliamentary Affairs and Planning Commission for monitoring and oversight of regulator(s) by the relevant Departmental Parliamentary Standing Committee(s). Policy for a possible common, over-arching approach to regulations in the country is also under formulation. The aim is to provide a common template, to the extent possible, for cross-cutting regulatory issues, such as the selection process for the regulator, eligibility, compensation packages, budget and levies, and relationship with Government.

11. A 'Conference of Chief Secretaries on PPPs' was organized by the Planning Commission on 21 July 2007, which provided a platform for policy makers at the Centre and States to interact and share with each other the policies that have been initiated to promote private investment in infrastructure. It was also a follow up to other conferences that have been organised in the past on PPPs and related issues. A 'Conference on PPPs in State Highways' was also organized on 25 May 2007, which noted that some of the States have already initiated ambitious programmes for PPP projects while others are in different stages of the process. There was felt to be an urgent need for further streamlining and accelerating of the pace of project preparation and award, as these projects would benefit road users at least cost to the Government. In order to build capacities at the States' level with a view to promoting successful PPPs, some training programmes on PPPs in infrastructure have already been conducted for officials of the Central and State governments. The Planning Commission has also been providing

financial and technical assistance for developing a transparent, competitive and user-friendly framework for selected PPP projects in States.

12. Important infrastructure sector-specific decisions of the COI, and their implementation, are given in the sub-section on Sector-Wise Initiatives below.

Infrastructure Investment

13. A consultation paper by the Secretariat for the COI was published on 22 October 2007 containing its assessment of the investment required in the ten major physical infrastructure sectors for sustaining a growth rate of 9 per cent in GDP over the Eleventh Plan (2007-08 to 2011-12). The approach used sector-wise pipeline project plans which also captured past trends, and was synchronized with a targeted gross capital formation of 9.0 per cent of GDP at market prices in the terminal year of the Eleventh Plan. The paper was presented by the Deputy Chairman, Planning Commission, to the US-India Infrastructure Finance Conference organized jointly by India and the US on 28 October 2007 in Mumbai. The assessment was revised, based on the physical targets on infrastructure assets and services approved by the NDC in December 2007, yielding a projected total investment of Rs. 20,60,193 crore or US\$ 515.05 billion (in constant 2006-07 prices; exchange rate of Rs. 40/US dollar) in infrastructure during the Eleventh Plan. Of this, Rs. 4,39,392 crore (21 per cent of the total or 30.5 per cent of the public investment) would be spent exclusively towards improvement of rural infrastructure.

14. Reckoned against an investment level of Rs. 8,71,445 crore or US\$ 217.86 billion anticipated to be achieved in the Tenth Plan, projected infrastructure investment in the Eleventh Plan is 2.36 times that in the Tenth Plan. The public sector would continue to play a dominant role, with

investment of Rs. 7,65,622 crore by the Centre and Rs. 6,74,979 crore by the States. Investment by the private sector, which includes PPP projects, makes up the balance of Rs. 6,19,591 crore, which is 30 per cent of required total investment during the Eleventh Plan (against 20 per cent anticipated to be realized during the Tenth Plan).

15. These investments would require a higher scale of effort by public sector undertakings especially for raising debt on commercial terms. The total requirement of debt by the public and private sectors is likely to be Rs. 9,96,291 crore. However, availability of debt financing for infrastructure during the Eleventh Plan is estimated at Rs. 8,25,539 crore, leaving a funding gap of Rs. 1,70,752 crore or US\$ 42.69 billion. The required investment in infrastructure would be possible only if there is substantial expansion in internal generation and extra budgetary resources of public sector, in addition to a significant rise in private investment, with large infrastructure projects structured on commercial principles in an enabling policy and regulatory environment.

Public Private Partnership Appraisal Committee (PPPAC) and the PPP Appraisal Unit (PPPAU)

16. PPPs are an increasingly important mode for construction of assets and operation of infrastructure services with commercial potential, such as highways, airports, ports, railways, and urban development, although they may not be feasible in all sectors, notably irrigation. Apart from bringing in private capital for the creation of public infrastructure, PPPs between the public authorities, concessionaire and financiers also provide access to proprietary technology, proven service quality and increase efficiency in the provision of services to users. During

the ‘Conference on Building Infrastructure: Opportunities and Challenges’ organized by the Planning Commission on 7 October 2006, the Prime Minister had emphasized the need for increasing investments in infrastructure through a combination of public, PPPs and occasionally exclusive private investment wherever feasible. Attracting private capital through PPPs requires clarity in policy and regulatory framework, a fair return on investments at reasonable level of efficiency and protection of the interests of users. Tariffs and service quality would need to be regulated and consumer access protected by establishment of independent regulatory agencies with an appeal mechanism. Regulation through contracts would have to detail the rights and obligations of all the parties and rely on competitive bidding for award of concessions, with standard concession agreements to the extent possible.

17. Although many iterations of these partnerships have been seen e.g., design-build-finance-operate, design-construct-maintain-finance, and build-operate-transfer, in various combinations with concession, lease/maintain, contracting out public services, and joint ventures, the design and implementation of the project must enable a smooth transition to operate as an independent enterprise.

18. The major constraints to investment through PPPs in India include high upfront cost of project development, shortage of long-term debt, both in hard and domestic currency, the need for subsidies for projects targeted mainly to provide services to the poor, and an inadequate enabling environment. Moreover, public capacity would need to be strengthened to develop projects, negotiate agreements, and enforce contracts and regulate PPPs such that they appropriately

balance sovereign control against investor rights and remedies on the one hand, and expectations of public access to infrastructure against a reasonable return on capital on the other.

19. On 27 October 2005, the Cabinet Committee on Economic Affairs (CCEA) approved a rigorous appraisal mechanism with due diligence in the formulation, appraisal and approval of PPP projects. Accordingly, a PPP Appraisal Committee (PPPAC) was set up on 12 January 2006 to ensure a stream-lined, well-defined, consistent and time-bound process for the appraisal of all PPP projects of the Central Government. The PPPAC is chaired by Secretary, Department of Economic Affairs, with the Secretary of Planning Commission, Departments of Expenditure and Legal Affairs, and the Administrative Department concerned as its constituent members. PPP project proposals with an investment of Rs. 100 crore and above from the concerned Ministries are considered for approval by PPPAC, while those envisaging investment of less than Rs. 100 crore are considered by the existing Expenditure Finance Committee (EFC) / Public Investment Board (PIB) mechanism. Projects that are based on duly approved MCAs do not require in-principle clearance from PPPAC prior to inviting expressions of interest.

20. Complementarily, a PPP Appraisal Unit (PPPAU) has been set up within the Secretariat for the COI to appraise all aspects of PPP projects received from the Central Government and Governments of States / UTs for Viability Gap Funding (VGF) under the Scheme for Financial Support to Public Private Partnership in Infrastructure, which aims to enhance the commercial viability of competitively bid infrastructure projects which are justified by economic returns but do not pass standard thresholds of financial returns. PPP projects from Governments of States / UTs, with an envisaged

VGF of Rs. 100 crore and above are considered and approved by the Empowered Committee chaired by Secretary, Department of Economic Affairs, while others are considered and approved by the Empowered Institution chaired by Additional Secretary, Department of Economic Affairs. Under the VGF scheme, grant assistance of up to 20% of project capital costs can be provided by the Central Government to PPP projects. An additional grant of up to 20% of project costs can be provided by the sponsoring Ministry or State Government.

PPP projects received by the PPPAC

21. In 2006-07, 32 PPP projects with an envisaged investment of Rs. 14,258.21 crore were received and appraised by the PPPAC. In continuation, during the year 2007-08 (until 14 January 2008), 24 PPP projects with an investment of Rs. 21,606.24 crore in roads, ports, and power, were received and appraised in the Secretariat for the COI for grant of VGF, as per sector-wise details given below:

(Rs. crore)

Sector	No. of Projects	Envisaged Investment
Roads	18	17,490.86
Ports	5	2,475.38
Power	1	1,640.00
Total	24	21,606.24

PPP projects received by Empowered Committee /Empowered Institution for Grant of VGF

22. In 2006-07, 30 PPP projects with an envisaged investment of Rs. 26,426.97 crore were received and appraised for grant of VGF. In continuation, during the year 2007-08 (until 14 January 2008), 16 PPP projects with an investment of Rs. 20,018.2 crore in roads and urban infrastructure were received and appraised for grant of VGF, as per details given below:

(Rs. crore)

State	Roads Sector		Urban Infrastructure		All Projects	
	No. of projects	Envisaged investment	No. of projects	Envisaged investment	No. of projects	Envisaged investment
Andhra Pradesh	1	511.6	1	8,760.0	2	9,271.6
Gujarat	3	2,545.8	-	-	3	2,545.8
Karnataka	4	1,593.3	-	-	4	1,593.3
Madhya Pradesh	6	1,072.5	-	-	6	1,072.5
Maharashtra	1	5,535.0	-	-	1	5,535.0
All States	15	11,258.2	1	8,760.0	16	20,018.2

India Infrastructure Finance Company Limited (IIFCL)

23. Development of a domestic capital market is fundamental to creating a sustainable supply of capital for infrastructure. Stabilized revenue streams and a strong ultimate recovery value of infrastructure assets would enable progressively longer debt tenures and thereby help to correct the mismatch between the term of debt and the useful life of an infrastructure asset. Foreign capital can supplement local currency debt, but would require structural enhancements, such as offshore reserves and multilateral risk guarantees.

24. Since debt of longer tenors necessary to finance infrastructure projects is not easily available in the domestic capital market, in 2006 the Government established a wholly owned SPV, the India Infrastructure Finance Company Limited (IIFCL) to raise long term funds from both domestic and external markets against Government of India guarantees. Member Secretary, Planning Commission is a Director on its Board, and the Secretariat for the COI supports the discharge of his functions associated with the IIFCL. IIFCL may directly lend up to 20 per cent of the capital costs of commercially viable projects. It may also provide refinance to financial institutions for loans

of a tenor exceeding 10 years. Competitively selected PPP projects are accorded a priority for lending by IIFCL. During 2007-08 (until 14 January 2008), IIFCL has sanctioned financial assistance amounting to Rs. 7,571.0 crore to 25 eligible projects.

Sector-Wise Initiatives

National Highways (NH)

25. To build an efficient road network, during its third meeting held on 13 January 2005, the COI adopted an Action Plan for the phased development of the NH network. In pursuance, the National Highway Development Programme (NHDP) has been established with an investment of Rs. 2,36,247 crore or US \$ 59 billion (at Rs. 40/\$) during the period 2005-2012. Its main elements are as follows:

Four-laning of Golden Quadrilateral and NS-EW Corridors (NHDP-I and II)

26. National Highways (NH), with a total length of 66,590 km, serve as the arterial network across the country. NHDP-I envisages development of 7,494 km, of which 7,069 km have been completed.

NHDP-II envisages development of 6,647 km, of which 5,415 km have been completed. Notable projects under these two phases are the four-laning of 5,846 km long Golden Quadrilateral (GQ) linking the four metropolitan cities, namely, Delhi-Mumbai-Chennai-Kolkata, the four-laning of 7,300 km North-South (Srinagar to Kanyakumari, including Kochi-Salem spur), East-West (Silchar to Porbandar) or the NSEW corridors, apart from port connectivity and some other NH projects. Nearly 96 per cent of the GQ has been completed. Around 20 per cent of the NSEW corridors have been four-laned, and the project is scheduled to be completed by December 2009.

Four-laning of 12,109 km (NHDP-III)

27. Through the BOT (Toll) mode, NHDP-III envisages four/six-laning of 12,109 km of high traffic density sections, connecting State capitals with NHDP-I and NHDP-II network and providing connectivity to places of economic, commercial and tourist importance. Its first component covering 4,815 km is scheduled to be completed by December 2009.

Two-laning of 20,000 km (NHDP-IV)

28. In order to provide an equitable distribution of improved network of NHs, with capacity, speed and safety meeting the minimum benchmarks for NH, upgradation of 20,000 km of selected sections to two-lanes at an estimated investment of Rs. 27,800 crore is envisaged under NHDP-IV. The COI has approved its financing plan, envisaging phased development of four components, each of 5,000 km. Its first component of 5,000 km, with 4,000 km on BOT (Toll) basis and 1,000 km on BOT (Toll)/(Annuity) basis, is likely to be approved shortly.

Six-laning of 6,500 km (NHDP-V)

29. NHDP-V envisages six-laning of the GQ and of certain other high density stretches through PPPs on BOT basis. The COI has approved six-laning of 5,700 km of GQ, with the balance 800 km to be selected on the basis of approved eligibility criteria. In April 2007, the COI further approved the component-wise and quarter-wise targets for award of concessions for 2,995 km under NHDP-V at an estimated investment of Rs. 19,648 crore. Contracts for 148 km have been awarded.

Development of 1,000 km of expressways (NHDP-VI)

30. With the growing importance of certain urban centres, particularly those located within a few hundred kilometers of each other, expressways would be both viable and beneficial. CCEA has approved development of 1,000 km of expressways on a BOT basis at an indicative cost of Rs. 16,680 crore.

Other Highway Projects (NHDP-VII)

31. For fuller utilization of highway capacity and enhanced safety and efficiency, development of ring roads, bypasses, grade separators and service roads at a cost of Rs. 16,680 crore has been approved by the COI.

Special Accelerated Road Development Programme for the North East

32. The Special Accelerated Road Development Programme for the North-East (SARDPE-NE) aims to provide connectivity to all state capitals and district headquarters in the north-east as well as to upgrade other stretches on NH and state highways considered critical for economic development of the north-east region. Under the programme, improvement of 8,737 km of roads, with 3,846 km of NH and 4,891 km of state roads, is envisaged.

Institutional Initiatives

33. Pursuant to a decision of the COI taken in 2005 requiring that the institutional capacity of the Highways Authority of India (NHAI) should be built up, in July 2007 the Government has approved the restructuring and strengthening of NHAI. Mechanisms have been established to address bottlenecks arising from delays in environmental clearance, land acquisition, etc. A special focus is being provided for traffic management and safety related issues through the proposed Directorate of Safety and Traffic Management.

34. To provide a common regulatory framework based on international best practices, and fair and transparent rules, the Manual of Specifications and Standards, Policy for Tolling of Highways, MCA for Operation and Maintenance, MCA for BOT (Annuity), and MCA for Six-Lane Highways are under finalization. Coupled with the documents already finalized, these initiatives are expected to increase the pace of award of projects, ensure an optimal balance of risks and rewards, and deliver an efficient and safe highway network across the country.

Airports

35. The COI has initiated several policy measures to ensure time-bound creation of world-class airports in India. A comprehensive National Civil Aviation Policy is on the anvil, the draft of which is under consideration of a Group of Ministers since May 2007. The Airports Economic Regulatory Authority (AERA) Bill for an independent economic regulation was introduced in the Lok Sabha in September 2007, and is under consideration of the Parliamentary Standing Committee.

36. Greenfield international airports at Bangalore and Hyderabad have been approved, and are likely to be commissioned in 2008. Modernisation and expansion of Delhi and Mumbai airports through

PPPs has been awarded based on a competitive bidding. In April 2007, the COI constituted an Inter-Ministerial Group under Secretary, Ministry of Civil Aviation, for finalizing the action plan on modernisation and expansion of Chennai and Kolkata airports by the Airports Authority of India (AAI). To ensure balanced airport development, a comprehensive financing plan for the development of 35 non-metro airports has been approved by the COI in June 2006, with project completion for 10 non-metro airports by March 2008, another 10 by March 2009, and the balance 15 by March 2010. In the North-East, 11 operational airports are being taken up for upgradation, and 3 greenfield airports would be constructed.

37. Towards building on the existing arrangements for standardisation, an MCA for City-Side Development of Non-Metro Airports is under formulation and is likely to be finalised in 2007-08. Revamping of AAI is expected to be approved shortly, which would include upgrading of the Air Traffic Control (ATC) services at the airports. The report of the Inter-Ministerial Group constituted under Secretary, Ministry of Civil Aviation by the COI in April 2007 on the guidelines and licensing conditions for private greenfield airports is under its consideration. Separate Inter-Ministerial Groups have also been constituted, both under Secretary, Ministry of Civil Aviation, one to formulate proposals for operation and maintenance of newly created terminals and for setting up subsidiaries of AAI in select non-metro airports, and another on the reduction of dwell-time at airports.

38. A National Facilitation Committee has been set up under the Chairmanship of the Cabinet Secretary to resolve inter-Ministerial and Centre-States' issues in a manner that enhances the efficiency of airport usage, such as those relating to customs, immigration and security, encroachments, land acquisitions, performance standards, city connectivity through expressways and/or metros,

and environmental clearances. A Task Force has also been constituted by the COI in April 2007 to finalise a plan for city connectivity of 10 selected airports in consultation with the respective State governments.

Railways

39. In order to create capacity and improve quality of services, Dedicated Railway Freight Corridor Projects are being built on western and eastern high-density routes at an estimated cost of Rs. 28,000 crore. The western corridor of 1,469 km will connect Jawaharlal Nehru Port to Dadri and Tughlakabad in the north. The eastern corridor of 1,232 km will connect Ludhiana to Sonnagar via Dadri and Khurja, thus facilitating transfer from one corridor to another. The eastern corridor will further get extended to Kolkata to connect the proposed deep-sea port in the region. Japan International Cooperation Agency (JICA) has completed its study on possible assistance in these two corridors, and the Preliminary Engineering Survey has been carried out by RITES. An SPV, Dedicated Freight Corridor Corporation of India Ltd., has been incorporated on 30 October 2006, to plan, construct and maintain infrastructure, and for the operation of trains. Feasibility studies for DFCs on the North-South, East-West, East-South and South-South routes would also be taken up. Requisite surveys and project reports are in progress.

40. In light of the increasing containerization of cargo, in consultation with the Planning Commission, Ministry of Railways has announced a scheme to allow private operators besides CONCOR in the movement of container traffic. Indian Railways has already executed concession agreements with 15 operators to run container trains.

41. Tariff rationalization and effective cost allocation mechanism are also on the anvil. This

includes a methodology for indexing the fare structure to line-haul costs, in respect of which a study has been awarded to the Indian Statistical Institute, Kolkata. Towards introducing commercial accounting and information technology systems by September 2008, a comprehensive action plan has been prepared, and a consultant has been appointed.

42. Redevelopment and modernisation of 21 selected railway stations, including at New Delhi, were approved in June 2007 through the PPP route. The architect for preparing the feasibility report for the New Delhi Railway Station has been appointed, while tenders for the Patna Railway Station have been initiated. An Inter-Ministerial Group has been constituted to examine and to finalise the MCA for submission to the COI. An Empowered Committee under the Chairmanship of the Cabinet Secretary has been constituted to resolve issues arising from time to time and to monitor progress in implementation.

Ports

43. In light of the positive experience of operating berths through PPPs at the major ports in India, it has been decided to expand the programme and to allocate new berths to be constructed after June 2005 through the PPP route. The Department of Shipping has set a target of awarding 52 berths in 2006-12, of which 18 are to be awarded in 2007-08. Proposals for the phased transfer of existing container berths to the PPP mode would be considered on a case by case basis.

44. Government has also decided to enable the 12 Major Ports to attain world-class standards. Each Port has prepared a perspective plan for 20 years and a business plan for seven years, which would be reviewed by the Empowered Sub-Committee of the COI.

45. Recognising that the shipping industry is moving towards large vessels, a plan for capital dredging of major ports has also been initiated for implementation. A high level committee has finalised the plan for improving rail-road connectivity of major ports within a period of three years. Issues relating to environmental clearances are to be addressed. Further, changes in customs procedures are being carried out with a view to reducing the dwell time and transaction costs. The report of the Inter-Ministerial Group under Secretary, Department of Shipping, to reduce dwell time at ports to bring it in line with international standards has been finalised and accepted by the COI. To address reduction in dwell time relating to activities beyond the control of ports and customs, the COI constituted an Inter-Ministerial Group under the Finance Secretary.

46. Government has also delegated powers to the respective Port Trusts for facilitating speedier decision-making and implementation. Several measures to simplify and streamline security and customs procedures have also been initiated. The report of the Inter-Ministerial Group under Secretary, Department of Revenue, set up by the COI on simplifying customs procedures and streamlining the functioning of container freight stations has been submitted and is under consideration.

47. The Financing plan for the development of ports has been prepared, and the report of the Task Force on the Tariff Setting Mechanism and Bidding Parameters has been approved by the Empowered Sub-Committee of the COI. Improvements in the scale and quality of Indian port infrastructure envisaged thereunder are expected to significantly improve India's competitive advantage in an increasingly globalised world.

4.24 SOCIO-ECONOMIC RESEARCH DIVISION

Grants-in-aid for Socio-Economic Research

1. Socio Economic Research Division deals with the scheme of grants-in-aid to Universities/ Research Institutions for undertaking research Studies and organising Seminars & Conferences, which are relevant for the programmes and policies of the Planning Commission.

2. Grants-in-aid amounting to Rs.147.89 lakh was released during the year 2006-07 comprising Rs.98.82 lakh on Studies and Rs.49.07 lakh on Seminars/ Workshops. The RE for the year 2006-07 was Rs. 150.00 lakh.

Proposals for grant-in-aid for 17 Studies and 21 Seminars were approved by GOAs (Group-of-Advisers). Final reports in respect of 14 ongoing studies were received during the year 2006-07. These are listed at *Annexure- 4.24.1*.

3. Grants-in-aid amounting to Rs.151.12 lakh was released during the year 2007-08 (up to 31st December, 2007) comprising Rs.130.93 lakh on Studies and Rs.20.19 lakh on Seminars/ Workshops.

(Rs. in lakhs)

Grants-in-aid (2007-08)	Approved (BE)	Released
Total	200.00	151.12
Studies		130.93
Seminars		20.19

**The following Studies have been completed during the year 2006-2007
under the SER Scheme of Planning Commission**

Sr. No.	Title of the Study	Institution / Researcher
1.	Micro Finances & Empowerment of SC Women: An impact study of SHGs in UP & Uttrakhand (2002)	BL Centre for Development Research & Action, 5/857, Vikas Nagar, Lucknow-226022
2.	Assessment of Common Effluent Treatment Plants for its Adequacy and Efficacy and Management Practices in India (2005)	National Environmental Engineering Research Institute, Nehru Marg, Nagpur-440 020.
3.	Social Audit, Gram Sabha & Panchayati Raj	Vision Foundation for Development Management, New Delhi
4.	Mobilization and Management of Financial Resources by Panchayati Raj Institutions	Haryana Institute of Rural Development, Nilokheri.
5.	Tribal Handicraft – An Option for Livelihood of tribal Community in the States of Arunachal Pradesh, Rajasthan, Uttaranchal and Chhattisgarh	Socio-Economic & Educational Development Society (SEEDS), New Delhi.
6.	Social Accounting Matrix of India: 2003-04 (June,2006)	Indian Development Foundation, Gurgoan.
7.	Extent & Causes of School Drop-outs in Primary School in Rural India	Indian Institute of Education, Pune.
8.	HIV/AIDS Intervention for the Indian Industry throughout the Supply Chain	The Energy and Resource Institute (TERI), New Delhi.
9.	Empowerment of Elected SCs Members through PRI's in Bihar	Sulabh Institute of development Studies, Patna (Bihar).
10.	Past Trends & Projection of Demand and Supply of Food Grains and Food Products (Referred by PMO)	Dr. Surabhi Mittal, Fellow, ICRIER, New Delhi.
11.	Mobilising Resources through Reform of State Non-Tax Sources for Planned Development	Foundation for Public Economics & Policy Research, N.Delhi.
12.	Comparative Study of SGSY and NABARD Supported SHGs Initiatives in Northern India- UP, Rajasthan & Haryana	Asian Society for Entrepreneurship Education & Development, N.Delhi
13.	Strengthening the Capacity of Elected Women in Preparation of Village Level Pachayats	Singmma Sreenivasan Foundation, Bangalore.
14.	Public Distribution System of Essential Commodities as a Social Safety Net-U.P State	Govind Ballabh Pant Social Science Institute, Jhusi, Allahabad

4. Proposals for grant-in-aid for 19 Studies and 15 Seminars for the year 2007-08 were approved by GOAs (Group-of-Advisers). These

are listed at **Annexure- 4.24.2** and **Annexure- 4.24.3**. The information is up to 31st December, 2007.

Annexure- 4.24.2

The following research studies have been approved during the year 2007-08*:

(Rs. in lakh)

Sr. No.	Title of the Study	Institution / Researcher	Amount Approved
1.	Economic of Fish Farming in Flood Prone Areas of Bihar with Special Reference to Koshi River System	Chanakya Educational Trust (Anga Institute of Research Planning and Action), Bhagalpur, Bihar	4.70
2.	Impact of Irrigation and Minor Irrigation Program under the Accelerated Irrigation Beneficiary Program (AIBP) in Uttrakhand	Development Centre for Alternative Policies, N.Delhi.	5.50
3.	Factor Productivity and Marketed Surplus for Major Crops in India	Administrative Staff College of India, Hyderabad	4.23
4.	Success and Failure of SHGs in India: Impediments and Paradigm of Success	Voluntary Operation in Community & Environment (VOICE), New Delhi	9.94
5.	Socio Economic Disability & Unemployment Problems among Muslims of Other Backward Classes	Global Environment and Welfare Society, New Delhi	5.544
6.	A Study of Performance, Impact and Replicability of Kudumbasree Project: A Poverty Eradication Programme in Kerala	Kerala Development Society, New Delhi	8.61
7.	State of Mental Health: Delhi State	MANAS Foundation, New Delhi	9.09
8.	Maternal Mortality in Orissa: An Epidemiological Study	March of Youth for Health, Education and Action for Rural Trust (MY-HEART), Bhubaneswar	14.46
9.	Status of Youth Artisans in Bihar: Assessment of Potential of Artisanal Sector for Generating Large Scale Self- Employment	Bihar Institute of Economic Studies, Patna	4.65
10.	Impact of Rural Housing Programmes of People Settled in Rural Uttaranchal	G.B. Pant Social Science Institute, Allahabad	5.02
11.	Employment of Persons with Disabilities in Public Sectors in India-Emerging Issues and Trends: An Evaluation study with Special reference to persons with Disabilities Act, 1995	Society for Disability and Rehabilitation Studies, New Delhi.	10.61
12.	Agricultural Perspective Planning in Bihar	Techno Economic Research Institute (TERI), New Delhi	5.656
13.	Publication of a book titled 'Freedom from Hunger-Lectures'	Centre for Environment and Food Security, New Delhi	0.50

Major Activities in the Planning Commission

Sr. No.	Title of the Study	Institution / Researcher	Amount Approved
14.	Broadcasting of 'Mazdoor Vani' – 52 Episodes	Bonded Labour Liberation Front, New Delhi	3.12
15.	Local Budgeting & Peoples Planning: A study of PRIs in Rajasthan & Kerala	Centre for Budget & Government Accountability, N.Delhi.	7.23
16.	Content analysis of 13 different studies report undertaken during 2006-07 under the SER Scheme of the Planning Commission for publication in a volume titled- Research Studies at a Glance- 2006-07	Sh. Mustaq Ahmed, C/O Haryali Centre for Rural Development, New Delhi	2.00
17.	Report on District Planning: Status and Way Forward	Sh. Avinash Chander, Malviya Nagar, New Delhi	2.00
18.	Status of Youth Artisans in Bihar: Assessment of Potential of Artisans Sector for generating large scale self employment	Bihar Institute of Economic Studies, Patna	4.65
19.	Out-of Pocket Expenditure on Medical Drugs and Services- A case study of two special states- UP and Rajasthan	Institute of Economic Growth, Delhi	12.61
		TOTAL	120.12

(*) Till December 31, 2007

Annexure- 4.24.3

The following Seminars / Workshops have been approved during the year 2007-08*:

(Rs. in lakh)

Sr. No.	Title of the Seminar/Workshop	Institution / Organisation	Amount Approved
1.	Exploring Investment Opportunities in Orissa: with special reference to Orissa Industrial Policy Resolution-2007	Association for Development Initiative, New Delhi.	1.00
2.	Scientific and Social Impact of Bt. Cotton on Farmers	Ritandand Valved Education Foundation, N. Delhi	1.00
3.	Gender Budgeting and Women Empowerment in India	Transformation Institute for Managerial Excellence, Mangalore	1.00
4.	Micro Credit and Community Development	Vivekananda Sevakendra-O- Sishudhyan, W. Bengal	1.50
5.	Capability of VSE Sector as Engine of Growth and Regional Development	Indian Council of Small Industries, Kolkata	1.00
6.	Whither Governance in NGO/NPO Sector	Entrepreneurship Development Institute of India, Gandhinagar	1.50
7.	Care Till Care	Centre for Catalyzing Community, Bhubaneswar	1.50
8.	Technology Up-gradation in Bio-fertiliser and Bio-pesticide Production	Amity Institute of Bio- Organic Research and Studies, Noida	1.00
9.	Management Strategies for the Indian Himalaya: Development & Conservation	HNB Garhwal University, Srinagar (Garhwal)	2.00
10.	29th Annual Indian Geography Congress: Development & Resource Management	Mohan Lal Sukhadiya University, Udaipur	1.50
11.	Disaster Management & Sustainable Development in India	Society for Social Empowerment, New Delhi.	1.50
12.	Challenges to Building Result based Monitoring and Evaluation System for Development Programme	Mahatma Gandhi Labour Institute, Ahmedabad.	1.50
13.	Save Babies: Support Women to Breast feed	Breast Feeding Promotion Network of India, New Delhi.	2.00
14.	Dr. D.T.Lakhadawala Memorial Lectures	Institute of Social Sciences, N.Delhi	1.00
15.	Social Science Perspective in Agriculture Research and Development	Voluntary Action for Research Development and Networking (VARDAN), New Delhi	1.00
		TOTAL	20.00

(*) Till December 31, 2007.

5. Final reports in respect of 17 ongoing studies have been received during the year 2007-08 (up to 31st December, 2007). These are listed at *Annexure- 4.24.4.*

6. A total number of 139 study reports have been placed so far on the web-site of the Planning Commission for wider use in research and planning development.

The following Studies have been completed during the year 2007-2008*:

Sr. No.	Title of the Study	Institution / Researcher
1.	The Role of Panchayat Raj Institutions (PRIs) in Execution and Implementing of Plan Projects in Union Territories	Institute of Social Sciences, N.Delhi
2.	Socio Economic Conditions of Adolescent Girls	Mathura Krishna Foundation for Economic and Social Resource Development, Mujaffarpur, Bihar
3.	Estimation of National Parameters for Project Appraisal in India	Institute of Economic Growth University of Delhi, Delhi
4.	Making JFM Work Towards Forest Conservation in Orissa Conceptual Institutional and Participatory Issues	Nabakrushna Choudhry Centre for Development Studies, Bhubaneswar Orissa
5.	India and China in WTO Building Complementarities of Competitiveness in the External Trade Section	Institute for Studies in Industrial Development, New Delhi
6.	Impact Study on Development and Environment of Agriculture and Allied Activities in M.P through Krishi Vigyan Kendra	Centre for Rural Development and Environment, New Delhi
7.	Employment Generation in Post Globalization Era in Greater Mumbai	The EFI Social and Labour Research Foundation, Mumbai
8.	Psycho Socio Impact of Terrorists Violence Activities on Women and Children	S.P. Memorial Shiksha Samiti, Distt. N.C.Hills, Assam
9.	Making JFM Work Towards Forest Conservation in Orissa: Some Conceptual, Institutional and Participatory Issues	Nabkrushna Choudhary Centre for Development Studies, Bhubaneswar, Orissa.
10.	Entrepreneurial Challenges for SC Persons in India	Indian Society for Integrated Women and Child Development, New Delhi.
11.	Functioning and Performances of Swashakti and Swayamsiddha Projects in India	Solidarity of the Nation Society, Gonda, (U.P)
12.	Carrier Perception of SC/ST Students in Institutions of Higher Learning	Centre for Research, Planning and Action, New Delhi.
13.	Scheme of Setting Up Educational Complexes in Low Literacy Pockets for the Development of Women's Literacy Evaluation Report.	SANKALP, An All-India Organisation for Integrated Participatory Development, New Delhi.
14.	The Role of Panchayat Raj Institutions (PRIs) in Execution and Implementing of Plan Projects in Union Territories.	Institute of Social Sciences, New Delhi
15.	Evaluation of SGSY in Selected Blocks of Madhya Pradesh	EKATRA- Society for Development Alternatives for Women, New Delhi
16.	Multiple Impact of Drought and Assessment of Draught Policy in Major Drought Prone State in India- An Empirical Study of Gujarat	Centre for Development Alternatives, Ahemdabad
17.	Livelihood options, Assets Creation out of Special Component Plan (SCP) & Tribal Sub Plan (TSP) schemes & Programmes & its Impact among Schedules Castes/ Scheduled Tribes in the States of U.P, Bihar, Gujarat & Chhattisgarh	Socio-Economic & Educational Development Society, New Delhi

(*) Till December 31, 2007

7. Planning Commission receives the study reports in hard copies as well as on CD/floppies. For easy accessibility and for better utilization and exchange of views these reports are put on the Web site of the Planning Commission. Copies of the reports are also circulated to concerned Departments/Ministries at the Centre and States and senior officers of the Planning Commission. The concerned divisions in the Planning Commission process the study reports from the point of view of their relevance for policies and programmes.

4.25 STATE PLANS DIVISION

1. The State Plans Division in the Planning Commission is entrusted with the responsibility of assisting in finalizing the Annual Plans and Five Year Plans of States/Union Territories. The Division coordinates all activities relating to the formulation of plans of States/Union Territories such as issuing of guidelines, organizing meetings between Deputy Chairman and Chief Ministers /Governors /Lt.Governors of States/ Union Territories for deciding the plan size as well as organizing Working Group Meetings for finalization of sectoral outlays of States/ Union Territories. The Division also deals with matters relating to sanction of Additional Central Assistance to States/Union Territories for specific schemes /projects and also proposals regarding externally aided projects, Planning Commission's Project Preparation Facility and revised outlays of States/Union Territories. Matters relating to Inter-State and Centre-State relations on Planning as referred to by the Inter-State Council, Natural Calamities and recommendations of the Finance Commission are also dealt by this Division. The Division is the repository of detailed information relating to Plan Outlays and Expenditure of States /Union Territories.

2. During the year 2007-08, besides performing the above functions, the Division dealt with VIP

references and Parliament Questions relating to the States/Union Territories Annual Plan outlays, Revised Outlays, Expenditures and Externally Aided Projects etc.

Annual Plan 2007-08:

3. The meetings at the level of the Deputy Chairman with Chief Ministers of States/Union Territories to discuss the Annual Plans of different States and Union Territories were held during the year 2006-07 so that the approved Plan could provide a timely and meaningful input into the State budgets for 2007-08.

4. A total of Rs.50160.68 crore was provided in the Budget Estimates for 2007-08 as Central assistance for State and UT Plans of which Rs.15408.02 crore was on account of Normal Central Assistance, Rs. 3690.00 crore as Additional Central Assistance for Externally Aided Projects and the remaining Rs.31062.66 crore for special programmes like Backward Districts / Area Fund, Jawaharlal Nehru National Urban Renewal Mission etc.

5. With a view to ensuring investment in priority sectors as per plan objectives, the practice of earmarking of outlays under selected schemes/projects was continued. Outlays under various schemes like National Programme for Adolescent Girls, fund given under Article 275(1) for welfare and development of Scheduled Tribes and for improving the administration in Scheduled Areas, Accelerated Power Development Reform Programme, Accelerated Irrigation Benefit Programme, Border Area Development Programme, and also ACA given for specific schemes were earmarked.

Half Yearly Performance Reviews (HPRs):

6. With a view to ensuring speedy implementation of Plan schemes by the States

and improve utilization of funds, the system of reviewing the Plan performance of States was undertaken as a part of the Tenth Plan initiatives. These reviews provide a forum for suggestions for mid-course adjustment required for the speedy implementation of Plan schemes. The HPR meetings of States/Union Territories for Annual Plan 2007-08 were taken by the Members / State Plan Advisers concerned.

Strengthening State Plans for Human Development (SSPHD):

7. As a follow-up to the United Nations Development Programme (UNDP) assisted, State Human Development Project, the Planning Commission initiated the “Strengthening State Plans for Human Development” Project in July 2004. Planning Commission is the executing agency while State Governments are the implementing agencies for the Project. The project was initiated with eight States, which got expanded to seven more states who had completed their SHDR. Its duration has been extended from December 2007 to December 2009.

8. The key activities under the Project are:
- a) Capacity building of State Planning Departments/ Boards through technical assistance and training.
 - b) Identifying strategic options for Human Development (HD) Financing.
 - c) Strengthening State/District Statistical systems through appropriate capacity building initiatives.
 - d) Strengthening the advocacy efforts for dissemination of HD messages.
 - e) Capacity assessment and capacity development at the State level for officials to monitor and evaluate human development programmes and schemes.

- f) Capacity development of planners and policy makers to design implement and monitor programmes to enable equitable access to resources and benefits across women and men.

9. The Project is expected to strengthen understanding on the concept of Human Development at all levels including line departments, district administrators and local bodies. It would address the limitation of data system and enhance States capacities to identify sustainable sources of financing human development. It is also expected to disseminate HD concepts and issues at all levels leading to HD based State and district planning and create an enabling environment for enhanced integration of gender concerns within the planning machinery.

Planning Commission’s Project Preparation Facility (PCPPF):

10. To assist State Governments to undertake preparation of project reports with a view to attract external and institutional financing for development projects, the Planning Commission’s Project Preparation Facility (PCPPF) is being implemented. States, which have received less than Rs.500 crores of external assistance during the preceding year, are eligible for assistance under the PCPPF. Assistance upto Rs.25 lakhs is provided to enable State Governments to engage professional consultants for the preparation of a report.

11. During 2007-08 assistance under PCPPF was provided for preparation of project report on Conservation and Management of Loktak Lake and Associated Wetlands Integrating Manipur River Basin.

State Development Report (SDRs):

12. To provide a quality reference document on the development profile and set out strategies

for accelerating the growth rate of States, the Planning Commission in coordination with the State Governments and independent institutions & experts is preparing State Development Reports (SDRs). Ten SDR's were released till February 2008 viz. Assam, Punjab, Orissa, Jammu & Kashmir, Himachal Pradesh, Rajasthan, Tamil Nadu, Maharashtra, Uttar Pradesh and Karnataka. Development Reports of Kerala, Sikkim, Lakshadweep and Andaman & Nicobar Islands are expected to be released by March 2008.

Island Development Authority (IDA):

13. The Island Development Authority Cell serves as the secretariat for the Island Development Authority constituted under the Prime Minister and its Standing Committee under Deputy Chairman, Planning Commission. The IDA decides on policies and programmes for integrated development of Andaman & Nicobar Islands and Lakshadweep, keeping in view all aspects of environmental protection as well as the special technical and scientific requirements of the islands, and reviews the progress of implementation and impact of the development programmes.

14. The Eleventh meeting of the IDA under the Prime Minister was held on 15th June 2007. The meeting reviewed the progress in agriculture, fisheries, environment, drinking water, health, education, tourism, and civil aviation sectors in Andaman & Nicobar and Lakshadweep.

Disaster Management and Natural Calamity Relief:

15. Officers from State Plans Divisions were part of the Inter-Ministerial Central Team that were formed to visit States to assess the situation in the wake of a calamity. During the year Central Teams visited Andhra Pradesh, Assam, Arunachal

Pradesh, Bihar, Himachal Pradesh, Karnataka, Kerala, Madhya Pradesh, Mizoram, Orissa, Sikkim Tamil Nadu and Uttar Pradesh. During the year the State Plans Divisions examined proposals of State Government's of Andhra Pradesh, Arunachal Pradesh, Sikkim and Tamil Nadu seeking assistance for reconstruction of their damaged infrastructure due to natural calamities during 2005. Planning Commission's recommendations were forwarded to National Disaster Management Authority (NDMA) and Ministry of Home Affairs. The Division also examines and scrutinizes from a development perspective policy proposals of the Ministry of Home Affairs relating to disaster management.

4.26 DEVELOPMENT OF NORTH EASTERN REGION

1. Within an overall State oriented view point, certain states/region, for historical and special reasons, call for a focused area development approach. Various policy initiatives, including fiscal incentives and targeted programmes have been evolved in the past to achieve this objective. Planning Commission's strategy in this regard has been to supplement the efforts of the State Governments by targeting such disadvantaged areas with funds for capital investments.

2. The North Eastern Region comprises Assam, Arunachal Pradesh, Manipur, Meghalaya, Mizoram, Nagaland and Tripura. For development purposes, Sikkim too has been included as a part of north east region. Development of North Eastern Region have been affected due to the factors like difficult geographical location, transport bottlenecks, natural calamities, etc. Special focus had been given on the economic development of the north eastern region including Sikkim during the earlier Plan periods and strategies

adopted for removal of infrastructural bottlenecks, provisioning of basic minimum services and creating an overall environment for private investment. The Government of India created Ministry of Development of North Eastern Region to coordinate and give impetus to the Centre's development efforts.

3. Central assistance on liberal terms to the special category states of the North East have been a feature of planning. Further, a number of special arrangements and initiatives have been taken to accord priority to the development of the region. The North Eastern Council (NEC) set up in 1972 is a regional planning body for securing a balanced development of the NE

region by taking up projects of regional priorities. The role of the Ministry of Development of North Eastern Region (DoNER) is to create synergy and ensure convergence of programmes by coordinating the efforts of both Central agencies and the State Governments and by meeting the last mile resource needs for completion of projects. The Ministry is to act as a catalyst in stimulating the development process of the region.

4. The Table below indicate the agreed outlay for the Annual Plan outlays of 2006-07 and 2007-08 of North Eastern States and Ministry of Development of North Eastern Region:

Annual Plan Outlay for 2006-07 and 2007-08 of North Eastern States

State	Annual Plan 2006-07	Annual Plan 2007-08
Arunachal Pradesh	1056.00	1320.00
Assam	3798.00	3800.00
Manipur	1160.00	1374.31
Meghalaya	900.00	1120.00
Mizoram	758.00	850.00
Nagaland	760.00	900.00
Sikkim	550.00	691.14
Tripura	950.00	1220.00
Total	9932.00	11275.45

Annual Plan 2007-08 is the first year of the 11th Plan. The projected outlay for the 11th Plan for the North Eastern States as finalized by

the Planning Commission is given in the Table below:

11th Plan projected outlay for the North Eastern States

S.No.	States	Rs. Crore
1	Arunachal Pradesh	7901.00
2	Assam:	23954.00
3	Manipur:	8154.00
4	Meghalaya:	9185.00
5	Mizoram:	5534.00
6	Nagaland:	5978.00
7	Sikkim:	4720.00
8	Tripura:	8852.00
	Total	74278.00

5. Central Assistance provided to the states under their plans include funds for programmes like Border Area Development Programme (BADP), Hill Area Development Programme (HADP), Shifting Cultivation, Accelerated Power Development & Reforms Programme (APDRP), Urban Renewal Mission, Accelerated Irrigation Benefit Programme (AIBP), National Social Assistance

Programme (NSAP), Mid-day Meal (MDM), Roads and Bridges, Initiative for strengthening for Urban Infrastructure (ISUI), Grant-in-aid under Article 275(1) Externally Aided Projects (EAPs) etc. Funds are also provided as Additional Central Assistance (ACA)/ Special Plan Assistance (SPA) for specific projects.

Annual Plan Outlay for 2006-07 and 2007-08 of Ministry of Development of North Eastern Region

Rs. Crore

	A. Central Schemes	2006-07	2007-08
212	NEDFi	31.48	60.00
213	Advocacy	6.00	6.50
214	Capacity Building	10.00	13.49
215	SMC	2.51	-
216	Externally Aided Projects	0.01	0.01
	Sub - total (Central Scheme)	50.00	80.00
	B. Central Assistance (State Plan)		
1	NEC	600.00	600.00
2	NLCPR	700.00	600.00
3	BTC (Special Package)	-	100.00
	Sub - Total (State Plan)	1300.00	1300.00
	Grand Total (A+B)	1350.00	1380.00

6. The central schemes of Ministry of Development of North Eastern Region (DoNER) include Advocacy, Capacity Building, NEDFi and Sikkim Mining Corporation, EAP and state sector schemes (Central Assistance to the state plan) include plan programmes of North Eastern Council and projects funding under Non Lapsable Central Pool of Resources (NLCPR).

4.27 TRANSPORT DIVISION

1. The Transport Division is primarily involved in the process of planning and development for the Transport Sector to meet the growing traffic demand in the country. It is also concerned with overall budgetary planning for various modes of transport for attaining appropriate inter-modal mix in the transport network. Some of the important activities undertaken are indicated below:

- i. Demand Assessment for transport services of passenger and goods traffic.
- ii. Assessment of existing capacity of different modes and estimation of resource requirement for the plan.
- iii. Identification of role of private sector investment in the infrastructure and transport services to supplement the Government efforts.
- iv. Overall planning of transport sector in the country.
- v. Finalization of Annual Plan outlay for various modes of transport.
- vi. Assessment of resources of State Road Transport Undertakings.
- vii. Review of progress of major transport projects.

2. The salient activities undertaken during the year by Transport Division are as follows:

- i. The Chapter on the Transport Sector for the 11th Plan Document was finalized.

- ii. The chapter on the Transport sector for the Annual Plan 2007-08 Document was finalized.

- iii. Carried assessment of resources of 38 State Road Transport Undertakings for the Annual Plan 2008-09, which involves physical and financial parameters of passenger and freight services operation by the undertakings for the purpose of inclusion of the resources generated in the Annual Plan of the concerned State Government. The Undertakings during the discussions were also advised to take suitable measures to improve their performance and bring down the increasing losses.

- iv. Externally Aided Project proposals for the Annual Plan 2008-09 for some of the States were discussed and recommendations made after in-depth examination.

- v. Annual Plan 2008-09 proposals in respect of State Governments /UTs were discussed and recommendations made after in-depth examination.

- vi. Annual Plan 2008-09 proposals of the Central Ministries were discussed and recommendations made after in-depth examination.

- vii. Investment proposals received from Central Ministries of Railways, Road Transport & Highways, Shipping and Civil Aviation were examined in association with Project Appraisal and Management Division before these were considered by the Expenditure Finance Committee (EFC), Public Investment Board (PIB) and Expanded Board of Railways (EBR).

- viii. A system of Half Yearly Performance Review (HYPR) meetings has been introduced as a monitoring mechanism to review the progress of various plan schemes. The HYPR

meetings for Transport Sector Ministries were held to review the progress of various Transport sector projects.

- ix. Participated and made significant contributions in the meetings of Committee on Infrastructure, relating to railways, roads, ports and airports, with the objective of initiating policies to ensure creation of world class infrastructure facilities, developing structures that maximize the role of public private partnership and monitoring of infrastructure projects.
- x. Participated in the meetings of the Board of Governors of Construction Industry Development Council.
- xi. Attended meetings of various Committees / Groups, which included Committee on Rural Infrastructure set up by PMO on Bharat Nirman and Empowered Committee on PMGSY set up by the Ministry of Rural Development.
- xii. A number of Board meetings of National Highway Authority of India (NHAI) were held during the year. The agenda items, which included detailed project reports for various segments of NHDP for award of contract were received for examination and comments offered as an input for decision making at the NHAI Board Meetings.
- xiii. Carried out a comprehensive zero-based budgeting exercise, for various sub-sectors of transport in order to rationalize the total number of schemes, before the commencement of the 11th Five Year Plan. As a result many schemes were merged, others weeded out and some transferred to non-plan or other relevant Administrative Ministries.
- xiv. Various meetings were organized to discuss Working Group Report on logistics to develop an optimum, efficient, resilient, environment friendly and safe logistic system in the country. The Working Report was finalized.
- xv. Meetings under the Chair of Member (AH) were organized to review the progress of work of each of the Working Groups and consider final reports of the various Working Groups set up for the transport sector in order to propose a comprehensive transport strategy for the 11th Five Year Plan. 8 Working Groups were finalized. Apart from construction, these covered various sub-sectors of transport like railways, roads, rural roads, road transport, ports, shipping, civil aviation.
- xvi. Presentation on transport connectivity in the North-East was prepared.
- xvii. Constituted a Steering Committee under the Chair of Member (AH) and held meetings to provide guidelines and direction and monitor the progress of M/s RITES, engaged in order to conduct a total transport system study with the broad objective of generating and analyzing inter-modal transport resource costs and traffic flows covering major modes of transport with a view to determining an optimal inter-modal mix
- xviii. Examined various Additional Central Assistance proposals and State Development Reports received from State Plan Division and offered substantive comments.
- xix. Developed a policy paper on public transport sensitive to climate change, in consultation with various Ministries and experts on the subject.
- xx. Acted as the Secretariat for the High Level Coordination Committee set up by PMO, under the Chair of Member Secretary, for development of new road links between Delhi and Gurgaon.

4.28 TOURISM

The Tourism Cell assists Planning Commission in the matters relating to policymaking, planning and development of the tourism sector to meet the growing demand for tourism in the country. It is concerned with the overall budgetary and physical planning for the tourism sector.

The Cell performed the following activities during the Annual Plan 2007-08

1. Annual Plan proposals for 2007-08 of Ministry of Tourism and proposals for tourism sector outlays of Annual Plan 2007-08 of State Governments/ UTs were discussed and recommendations were made after having in-depth examination of the proposals.
2. The Annual Plan 2007-08 Chapter on Tourism Sector was prepared.
3. Report of the Steering Committee on Tourism on the basis of recommendations made by various Working Groups on tourism was prepared.
4. The draft chapter on Eleventh Five Year Plan chapter was prepared.
5. Investment proposals formulated by Ministry of Tourism were appraised and Standing Finance Committee meetings were attended to take necessary financial assistance to tourism projects.
6. Revised guidelines of plan schemes of the Ministry of Tourism, consequent to the merger/re-classification, were examined and comments offered.
7. Reviewed progress of implementation of various Plan schemes, identified issues and suggested measures for development of tourism in the country during half-yearly performance review meetings.

4.29 VILLAGE & SMALL ENTERPRISES DIVISION

1. Village & Small Enterprises Division deals with the following Ministries :

- Ministry of Micro Small and Medium Enterprises
- Ministry of Textiles
- Ministry of Food Processing Industries

Annual Plan 2007-08 for States / UTs

2. Annual Plan for 2007-08 proposals in respect of States / UTs were discussed and appropriate recommendations were made for finalizing the Plans for the VSE Sector. Projects / Schemes posed for Additional Central Assistance, External Aid, received from various States have been scrutinized and necessary comments, suggestions and recommendations made for implementation and necessary action.

Annual Plan 2007-08 for Central Ministries

3. Annual Plan 2007-08 proposals in respect of Ministry of Micro Small and Medium Enterprises, Ministry of Textiles (VSE) and Ministry of Food Processing Industries were discussed with the officials of Ministries and appropriate outlays were recommended. Half Yearly Progress of the Central Ministries was reviewed during the year.

Other Important Activities of the Division

4. The developmental schemes / programmes under implementation in the VSE Sector by various Ministries are catering to the needs of women, Scheduled Castes, Scheduled Tribes, minorities, etc., as per mandatory requirements.
5. The Division also gave comments on proposals received from the three Ministries

and examined various CCEA / EFC / SFC notes proposed by them.

6. Exercise on Outcomes / Targets in the Outcome Budget 2007-08 for Ministries of Textiles, FPI, MSME concerning VSE Sector was undertaken.

4.30 VOLUNTARY ACTION CELL

The Voluntary Action Cell is primarily concerned with policy issues relating to the voluntary sector. A National Policy on the Voluntary Sector, prepared by the Cell, has been approved by the Cabinet and notified in July 2007. The Policy has the following main objectives:

- (i) To create an enabling environment for Voluntary Organisations (VOs) that stimulates their enterprise & effectiveness and safeguards their autonomy.
- (ii) To enable VOs to legitimately mobilize necessary financial resources from India and abroad.
- (iii) To identify systems by which the Government may work together with VOs, on the basis of the principles of mutual trust and respect; and
- (iv) To encourage VOs to adopt transparent and accountable systems of governance and management.

Report of Steering Committee on the Voluntary Sector for the Eleventh Plan was finalized in 2007. In addition, presentations by representatives of VOs / NGOs / CSOs were organized on different development related subjects in Planning Commission under the Civil Society Window initiative.

4.31 WATER RESOURCES DIVISION

Water Resources Division of the Planning Commission is charged with the responsibility of formulation and monitoring of Plan, Programmes and Policies relating to Water Resources, which inter-alia includes irrigation (major, medium and minor projects), flood control (including anti-sea erosion works) and command area development. The Division is also responsible for the Plans, Programmes and Policies of rural and urban water supply and sanitation and solid waste management.

Irrigation, Flood Control and Command Area Development

- (i) The work of formulation of Eleventh Five Year Plan for the Irrigation and Water Management Sector, Rural and Urban Water Supply and Sanitation Sector and Bharat Nirman Programme were completed by the Water Resources Division. The Second meeting of the Steering Committee on Water Resources for the formulation of the Eleventh Five Year Plan was organized.
- (ii) Planning Commission constituted an Expert Group to review the ownership of groundwater and management in accordance with the suggestion of the Mid Term Appraisal of the Tenth Five Year Plan. The Water Resources Division was the secretarial Division for the Expert Group and the Report of the Expert Group was presented to the Planning Commission in September.
- (iii) Water Resources Division was closely associated with the Bharat Nirman Programme for the development of rural infrastructure. The details of the Bharat Nirman is separately given elsewhere in the report.

- (iv) The Annual Plan 2007-08 Chapter pertaining to irrigation and flood control sector was prepared. The strategies and the analysis regarding the physical and financial achievements and targets are reflected in the chapter.
- (v) The process of formulation of the Annual Plan 2007-08 for the Ministry of Water Resources and all the States completed. The outcome budget for the Ministry of Water Resources and Department of Drinking Water Supply was finalized in consultation with the concerned Ministries. The process of formulation of the Annual Plan 2008-09 of the Ministry of Water Resources and States are in progress.
- (vi) The Planning Commission issued investment clearance for 38 major and medium irrigation projects and 6 flood control projects, total 44 projects. The list of projects is at Annexure.
- (vii) Under Accelerated Irrigation Benefit Programme, an allocation of Rs. 3580.00 (grant) crore has been provided in 2007-08 against Rs. 2350.00 (grant) crore in 2006-07. The AIBP ceiling of some of the states namely Maharashtra, Gujarat, Rajasthan, Jammu Kashmir, Nagaland, Orissa, Himachal Pradesh were raised for providing additional grants.
- (viii) All the Central Sector Schemes of Ministry of Water Resources were appraised in the Division for their continuation in the Eleventh Five Year Plan. Also appraisal of 3 State Sector schemes Accelerated Irrigation Benefit Programme, Ground water recharge through dug wells scheme and flood management programme were appraised for inclusion the Eleventh Five Year Plan.
- (ix) Officers of WR Division were members of the Central Team, which visited the flood-affected areas of Andhra Pradesh, Kerala, Uttar Pradesh, and Arunachal Pradesh.

Investment Clearance of Major and Medium Irrigation and flood Control Projects accorded during the period from January to December 2007.

Sl. No.	Name of State	Name of Project / Scheme	Estimated Cost (Rs. Croe)	Month of clearance/Year of completion as per clearance order
Major and Medium Projects				
1.	Andhra Pradesh	Nilwai Medium Irrigation Project	90.50	Feb 2007/2008-09
2.	-do-	J Chokka Rao Godavari Lift Irrigation Scheme	6016.00	March 2007/2008-09
3.	-do-	Ali Sagar Lift Irrigation Scheme	227.90	March 2007/2007-08
4.	-do-	Musurumilli Medium Irrigation Project	207.00	March 2007/2007-08
5.	-do-	Argula Rajaram Gutpha Lift Irrigation Scheme	171.71	March 2007/2007-08
6.	-do-	Komarambhim Medium Irrigation Scheme	202.59	March 2007/2008-09
7.	-do-	Bhupathi Palem Medium Irrigation Scheme	47.23	March 2007/2008-09
8.	-do-	Rajiv(Bhima) Lift Irrigation Scheme (New Major)	744.00	December 2007/2008-09
9.	Assam	Dhansiri Major Irrigation project	147.24	August 2007/2009-2010
10.	Bihar	Punpun Barrage Scheme(major)	199.41	Oct. 2007/2009-10
11.	Chhattisgarh	Mahanadi Reservoir Project(revised major)	845.00	December 2007/2007-08
12.	-do-	Sutiapat Medium Irrigation Scheme	46.95	April 2007/2011-2011
13.	Himachal Pradesh	Bahl Valley Left Bank Irrigation Project (Medium) District Mandi	62.25	March 2007/2011-2012
14.	-do-	Sidhatha Medium Irrigation Project	66.35	November 2007/2008-09
15.	Jammu & Kashmir	Khandi Canal Medium Irrigation Project in District Doda	53.70	March 2007/2011-2012
16.	Maharashtra	Lower Wardha Project	857.70	March 2007-2011-2012
17.	-do-	Lal Nalla Medium Irrigation project	103.49	March 2007/2008-09
18.	-do-	Arunavati River Project	224.16	March 2007/2007-08
19.	-do-	Khadakpurna River Project	578.56	March 2007/2009-10
20.	-do-	Kar Medium Irrigation Project	170.04	March 2007/2008-09
21.	-do-	Dhom Balakawadi tunnel irrigation project	475.29	March 2007/2009-10
22.	-do-	Tarali Irrigation project(New Major)	504.96	March 2007/2009-10
23.	-do-	Uttarmand Medium irrigation Project	123.16	September 2007/2009-10

Major Activities in the Planning Commission

Sl. No.	Name of State	Name of Project / Scheme	Estimated Cost (Rs. Croe)	Month of clearance/Year of completion as per clearance order
24	-do-	ChandraBhaga Medium Irrigation Project	188.93	October 2007/2008-09
25	-do-	Sapan Medium Irrigation Project	200.70	October 2007/2008-09
26	-do-	Pentakli Medium Irrigation Project	169.67	September 2007/2008-09
27	-do-	Morna(Gureghar) Medium Irrigation Project	129.64	September 2007/2009-10
28	-do-	Wang Medium Irrigation project	162.78	September 2007/2010-2011
29	-do-	Bembla River project	1276.87	June 2007/2009-10
30	-do-	Sulwade Medium Irrigation Project	290.88	December 2007/2008-09
31	-do-	Sarankheda Medium Irrigation Project	202.47	December 2007/2008-09
32	-do-	Parkasha Barrage Medium Irrigation Project	178.91	December 2007/2008-09
33	-do-	Sangola Branch Canal (New Major)	288.77	December 2007/2010-2011
34	Manipur	Dolaihabi Barrage project(Medium)	98.37	May 2007/2008-09
35	Orissa	Manjore Medium Irrigation Project	99.53	December 2007/2007-08
36	Punjab	Rehabilitation of first Patiala Feeder and Kotla Branch Canal (ERM)	123.30	March 2007/2011-2012
37	Rajasthan	Narmada Canal Project	1541.36	August 2007/2013-2014
38	Uttar Pradesh	Kachnoda Dam Project	88.67	January 2007/2013-2014
Flood Control Projects				
39	Bihar	Anti erosion scheme for protection of Khairpur Raghapur, Akidapur villages upstream of Vikramshila bridge on left bank of river Ganga in Nangachhia Sub Division of Bhagalpur District	13.57	March 2007/2007-08
40	-do-	Raising and strengthening of Bagmati Right Embankment between 0.00-9.72 km and left embankment between 0.00 to 17.5 km	9.95	March 2007/2007-08
41	Uttar Pradesh	Construction of Jewar Tappal Marginal Bund on the Left Bank of river Yamuna	71.3711	June 2007/2009-10
42	Uttar Pradesh	Construction of Marginal Embankment on the Left Side of the River Ami from Kauriram to Khajni Gorakhpur Road in District Gorakhpur	12.94	December 2007/2008-09
43	Uttar Pradesh	Construction of Marginal Embankment on the Right Side of the River Ami from Kauriram to Khajni Gorakhpur Road in District Gorakhpur	13.07	December 2007/2008-09
44	-do-	Improvement of South Saraswati River (both Upper and Lower Portion) from offtake (chainage 0.00) at Nasibpur, District Hooghly to Outfall(chainage 1410.00) at Sankrail, District Howrah in West Bengal	32.10	December 2007/2009-2010

WATER SUPPLY & SANITATION UNIT

Major Activities

1. The process of formulation of Eleventh Plan (2007-2012) and Annual Plan 2007-08 for various States/UTs and the Deptt. of Drinking Water Supply and Deptt. of Urban Development concerning water supply and sanitation sector has been completed.

2. The chapter on Water Supply and Sanitation for inclusion in the Annual Plan 2007-08 document has been finalized.

3. The President of India, in his address to Parliament on 25th February, 2005 announced a major plan for rebuilding rural India called Bharat Nirman. The Finance Minister in his Budget Speech on 28th February, 2005, has identified Rural Drinking Water Supply as one of the six components of Bharat Nirman. Under Bharat Nirman (from 2005-06 to 2008-09) the target was to cover 55067 uncovered habitations, 3.31 lakh slipped back habitations, 2.17 lakh quality affected habitations. The target/ achievement during first three years of Bharat Nirman are as under:

Annual Plans	Target	Achievement
Bharat Nirman Target (from 2005- 2006 to 2008-09)	55067 uncovered, 3.31 lakh slipped back, 2.17 lakh quality problem habitations	
AP 2005-06		
As per CAP'99	11897	13121
Slipped back	34373	79544
Quality affected	10000	4550
Total	56270	97215
AP 2006-07		
As per CAP'99	18120	12440
Slipped back	40000	89580
Quality affected	15000	5330
Total	73120	107350
AP 2007-08		
As per CAP'99	27664	2487
Slipped back	90000	23020
Quality affected	65823	2318
Total (upto October'07)	183487	27825

The scheme is funded on a 50 % basis by GOI and the full plan outlay of Rs.6500 crore made for Accelerated Rural Water Supply Programme (ARWSP) in the budget of the Department of Drinking Water Supply (DoDWS) is expected to be utilized.

4. The Annual Plan 2007-08 of the D/oDWS includes Rs. 1060 crore for the Centrally Sponsored Total Sanitation Campaign (TSC) against Rs. 800 crore in 2006-07 to improve the sanitation coverage in rural areas.

5. The Annual Plan 2007-08 of Ministry of Urban Employment & Poverty Alleviation (M/oUEPA) includes Rs.40.00 crore for the Centrally Sponsored Integrated Low Cost Sanitation scheme (ILCS) to improve the sanitation coverage in urban areas.

Review of outcomes against the targets set in the outcome budget 2007-08.

6. Under ARWSP : Against the outlay of Rs.6500 crore, outcomes/targets for Annual Plan 2007-08 is to cover the remaining 27664 Uncovered habitations, 90,000 slipped back habitations, 65823 nos. of water quality affected habitations (total 183487 habitations). The achievement upto December 2007 is 2487 Uncovered habitations, 31411 slipped back, 44562 water quality habitations (total 80521 habitations).

7. Under TSC : The outlay for 2007-08 is Rs 1060 crore. Being a demand driven scheme, no targets are fixed in advance. However, it is planned to reach upto 578 districts upto the end of 2007-08. Upto October 2007, all districts have been sanctioned. It is also targeted to provide the toilets in 12 million households.

4.32 WOMEN AND CHILD DEVELOPMENT

1. The Women & Child Development Division functions as the counterpart of the Ministry of Women and Child Development in Planning Commission and is responsible for fulfillment of the commitment made in the approach to the 11th Plan and for translating programmes and policies into action for empowerment of women and development of children. The major activities of the Division during 2007-08 have been summarized in the following paragraphs.

2. The Division drafted the 11th Plan chapter 'Toward Women's Agency and child Rights' based on the approach to the 11th Plan and recommendations and policy prescriptions given by the Steering Committee Report on Empowerment of Women & Development of Children. The Division also drafted the chapter on Women and Children for inclusion in the Annual plan document for 2007-08.

3. The Division examined the proposals for the Annual Plan 2008-09 of the Ministry of Women and Child Development and assessed the scheme wise financial requirements during the financial year. The Division also prepared briefs for Member level meetings for finalization of Annual Plan 2008-09 of Ministry. Sectoral notes in respect of women and child development were also prepared by the Division for the use of Deputy Chairman in his meetings with State Chief Ministers while finalizing the Annual Plan 2008-09 of different States/UTs. Subsequently the Division organized the state wise working group meetings for the finalization of sectoral outlays relating to women and child sector in the annual plan 2008-09 of each State/ UT. The Working Group reviewed the progress of the implementation of state sector

policies and programmes, priority areas and existing gaps, and suggested necessary measures to overcome the shortfalls in the in the sector by each State. States were encouraged to promote income generating activities among women and skilled training for self employment of women especially through formation of self help groups.

4. The Division handled Parliament Questions and furnished relevant information to other Subject Divisions of the Planning Commission and Ministries/Departments for preparing replies to the Parliament Questions received by them. Similarly, VIP references received in the Division were also dealt with the Division also furnished necessary material relating to Women and Child Sector for inclusion in the Economic Survey 2006-07, President's Address to the Joint Session of the Parliament, Prime Minister's Independence Day Speech and also prepared Speeches and Messages for the Deputy Chairman, Planning Commission and Member in-charge of the sector.

5. The Division represented Planning Commission and participated in the discussions of the Central Advisory Committee on Combating Child Prostitution and Trafficking of Women and Children constituted by the Ministry of Women and Child Development. The division was actively involved during 2007-08 in the initiatives taken by the Ministry of Women and Child Development in the Workshops for sensitizing Central Ministries/Departments on Gender Budgeting. The Division also represented the Planning Commission as a member of Governing Board of the Rashtriya Mahila Kosh (RMK), General Body of the Central Social Welfare Board (CSWB) and General Body and Executive Council of the National Institute of Public Co-operation and Child Development (NIPCCD). The Division also represented the Planning commission in the Sanctioning

Committee of STEP Project and Research Advisory Committee of the Ministry of Women & Child Development.

6. The proposals for research studies, seminars, conferences etc., relating to the women & child development sector received through the Socio-Economic Research (SER) Division were examined and comments on the same were offered.

7. During 2007-08, Planning Commission was involved in a substantial exercise in arriving at some consensus regarding revamping of ICDS. For the purpose, alternative proposals for revamping of ICDS were prepared by the Division as background notes for discussions at various levels.

8. During the year, the Division, in close collaboration with the Project appraisal and Monitoring Division (PAMD), examined/cleared various proposals of the Ministry of Women and Child Development in respect of Cabinet Notes/EFC/SFC Memos i.e. SFC Memorandum for the comprehensive Scheme for Prevention of Trafficking and Rescue, Rehabilitation and Re-integration of Victims of Trafficking and Commercial Sexual Exploitation, SFC for Gender Budgeting, EFC for the scheme Conditional Cash Transfer for Girl Children and EFC for Integrated Child Protection scheme. All necessary actions like preparation and submission of the proposals were also taken by the Division during 2007-08 for obtaining approval of the Full Planning Commission for launching of a new externally aided Centrally Sponsored Scheme i.e. Priyadarshini in selected districts of Bihar & U.P.

9. During the year under report, the Division set-up of a Group of the Feminist Economists for the 11th Plan and a Task Force to study the Problem of Childhood Malnutrition and serviced the same.

4.33.1 Administration

1. The Planning Commission has the status of a Department of the Government of India and, therefore, all the instructions issued by the Government of India through the nodal Department of Personnel and Training and also the provisions under various Services Rules for Central Govt. employees are applicable to the employees working in the Planning Commission also. The Administration in general functions in accordance with these guidelines and various Service rules. The Planning Commission Administration has also been sensitive to the career aspirations of the officers and the staff working in the Planning Commission and has been taking adequate steps from time to time in this regard. Simultaneously, the Administration is also particular to the requirement of rightsizing its staff strength and is scrupulously following the instructions issued by the DoPT on optimization of direct recruitment in civilian posts.

4.33.2 Career Management Activities:

1. During the financial year 2007-08 (from April to December) 34 Officers were deputed to represent Planning Commission/ Government of India in International Workshops/Seminars/Meetings etc. or to participate in training programmes organized by various international organizations such as World Bank, IMF, APO etc. in various countries. Moreover, 4 foreign visits of Deputy Chairman, 16 visits of Members Planning Commission were also processed by the Career Management Desk during this period.

2. About 52 officers belonging to IES, ISS, GCS, etc. of Planning Commission and Programme Evaluation Organization (PEO) were deputed for various training programmes sponsored/conducted by Department of Economic Affairs, Department of Statistics, RBI-CAB, Pune and various other Government and Autonomous Institutes/Organizations at different places within India. Besides about 17 officers/staff belonging to CSS, CSCS and CSSS were sent for various mandatory and other training programmes conducted by DoPT & the Institute of Secretariat Training and Management (ISTM), New Delhi/ Under Colombo Plan.

3. During the above period, Planning Commission conducted familiarization programs for a group of the Higher Defence Management Course (HDMC), College of Defence Management, Secunderabad, Executive Chairman and Deputy Executive Director of National Planning Authority of Uganda, Seven Members of South African's Delegation led by H.E. Dr, Essop Pahad, Minister in the presidency of the Republic of South Africa and team of 25 Senior Officials of the Budget Department of the Ministry of Finance, Government of Afghanistan. An interactive session on Planning process in India for senior level public servants from Sri Lanka was also organized. Familiarization Sessions for two more groups each of 30 students (+2 Officials) of Bachelor of Journalism & Communication Science Course and PG Diploma in Human Rights & Duties & M.A. (Part-II) in Political Science from the Sivaji University of Kohlapur were also organized.

4.33.3 ORGANISATION & METHOD AND CO-ORDINATION SECTION

Period	Activities undertaken
01.04.07 to 31.12.07	O&M AND COORDINATION WORK
	1. The O&M Inspection for all the Sections/Divisions has been programmed to be carried out during the year 2007-08. All the 15 field offices of Programme Evaluation Organization (PEO) have also been planned to be inspected.
	2. (i) Coordination and compilation of the Action Taken on the recommendations contained in the report of the Parliament's Standing Committee on Finance on Demands for Grants of the Ministry of Planning.
	(ii) Delegation of Financial and Administrative Powers in Planning Commission & Programme Evaluation Organization.
	(iii) Processing of Annual Direct Recruitment Plan for clearance by the Screening Committee.
	(iv) Compilation/consolidation and submission of various periodical returns to Cabinet Secretariat/UPSC/DOPT etc.
	PUBLIC/STAFF GRIEVANCE REDRESSAL MACHINERY
	3. The Planning Commission does not have interaction with members of public in its day-to-day functioning. Nevertheless, the Commission has set up an Internal Grievance Redressal Machinery in accordance with the guidelines issued by the Department of the Administrative Reforms & Public Grievances to deal with the grievances of public and its serving as well as retired employees including those of Programme Evaluation Organization and the Institute of Applied Manpower Research. Adviser (Admn.) acts as Director of Grievance and is assisted by three Staff Grievance Officers of the rank of Director/Deputy Secretary. An interactive web-enabled Public Grievance Redress and Monitoring System (PGRAMS) has been installed on Planning Commission's internet for effective monitoring of public grievances and their speedy disposal. Information on status of redressal of grievances is sent to Department of Administrative Reforms & Public Grievances, on a regular basis. During the period from April 2007 to 31st December 2007, no grievance case has been received in this section.

4.33.4 Hindi Section

1. Besides translating various documents / papers under Article 3 (iii) of OL Act 1963, received from the sections/divisions of Planning Commission, Hindi Section also translated the Assurances, Parliament Questions, material related to Standing Committee, Demand for Grants, Annual Report, Cabinet Note; Protocol & other Agreements, Forms and Formats etc.

2. The supervision & proofreading of translation pertaining to Annual Plan 2006-07 and 11th Five Year Plan (2007-12) & translation of Agenda, minutes and other material related to meeting of NDC and its Sub-Committees was done by Hindi Section..

3. Reports like Quarterly Hindi Progress Reports & Evolution Report of Annual programme were obtained from Sections and subordinate offices of Planning Commission and consolidated reports were sent to Dept. of O.L., after proper review.

4. Divisions, Sections, officers and staff of Planning Commission & its unit offices were inspired to do maximum work in Hindi. Hindi Workshops were organised separately for the Senior Officers/Officers and Staff to encourage them and remove their hesitation in doing official work in Hindi.

5. Efforts were made during the year to accelerate the use of Hindi for different official purposes in the Planning Commission as well as in the offices under its control. As a result, compared to the last year, the use of Hindi increased. A DO Letter by Adviser (OL) to all the Divisions/officers under control and officers and staff requesting them to increase the successive use of Hindi, was also sent.

6. Emphasis was laid on the utilisation of services of the employees trained in Hindi typing and Stenography. E-mail messages and official information was also issued in Hindi from the computers of Planning Commission.

7. A notification was issued to continue the “Kautilya Awards Scheme” of the Planning Commission for the year 2005-06 also so as to promote writing of original Hindi Literature of a high standard about technical subjects relating to the work of the Planning Commission.

8. On the occasion of “Hindi Divas” 2006 messages were received from Home Minister, Shri Shivraj V. Patil & Cabinet Secretary. These messages were given wide publicity among the officers and staff of the Planning Commission as well as in other offices under its control.

9. Hindi Fortnight was celebrated in the Planning Commission and its subordinate offices. Where in competitions like Hindi Typing, Hindi Essay, Hindi Noting Drafting, Hindi Debate etc. were organized successfully. The winners were given the Cash awards by MOS Planning, Shri M.V. Raja Sekhran. However, all the participants in various competitions were given Hindi Dictionary, which may help them, while doing the official work in Hindi.

10. One Rajbhasha Conference were also organised to strengthen the knowledge regarding O.L., Act, Policy & various other provisions under the Chairmanship of Director (General Administration). OSD to MOS Planning also participated in this Rajbhasha Conference. A debate in Hindi was also organised on the International Non-Violence Day in which more than 35 officials participated.

4.33.5 Library And Documentation Centre

1. The Planning Commission Library continued to provide reference services and lending facilities to all staff members of the Planning Commission including PEO, NIC staff located at Yojana Bhawan. It has also provided Inter-Library Loan services to almost all Government of India Libraries. In house consultation facility was extended to officials from other departments and research scholars enrolled with institutions/universities.

2. The Library has computerized almost all its activities. A library automation software i.e. LIBSYS version 5.0 is now used for these activities. The Internet facility is also available in the library through which information is provided to the officers of the Commission.

3. The Library is also bringing out its publication, viz (i) DOCPLAN : A monthly list of selected articles culled out from selected journals received in the library; (ii) Recent List of Additions : A list of books added to the library ; (iii) A list of Periodicals subscribed by the library. Library has also provided bibliographies on demand of the officers of the Planning Commission.

During the period under report 309 English and 370 Hindi books have been added to the collection. It is expected that some more books will be added in the Library by the end of March 2008. In addition, 216 Periodicals were received in the Library. The Library also responded to approximately 8000 reference queries and attended to specific needs of users. About 11273 readers visited the Library for the purpose of consultation and reference work.

Workshops, Seminars and Conference : The Library staff including the ALIO participated in the National conferences, workshops and trainings held in different parts of the country.

4.33.6 NIC – YBU

Most of the Information Technology (IT) based hardware, software, network related, web-based Management Information System (MIS) and database development needs of the Planning Commission, Committee on Infrastructure (CoI) under the Chairmanship of Prime Minister; National Knowledge Commission (NKC) and Economic Advisory Council (EAC) to Prime Minister are being looked after by the National Informatics Centre, Yojana Bhavan Unit in-housed at Planning Commission. The brief account of various activities during 2007-08 is given below:

I. Infrastructure Development

i. **Hardware** : The necessary computer requirement of hardware and NICNET (both Intranet and Internet related network) support is provided to the Planning Commission, Committee on Infrastructure (CoI) under the Chairmanship of Prime Minister and Economic Advisory Council (EAC) to Prime Minister at Vigyan Bhavan. New procurements have been standardized to latest PIV Dual Core systems with minimum 1 GB RAM and 19” TFT screen.

ii. **LAN** : Local Area Network (LAN) is connected to NICNET and INTERNET through PGCIL 34 MBPS Optical Fibre Link, stand-by RF link and 3 Leased Lines of 2 Mbps each. **The existing leased line of Power Grid Corporation Ltd. (PGCL) has been successfully upgraded from 10 MBPS to 34 MBPS for Yojana Bhavan Users.** The internal LAN has been also upgraded by connecting all switches with Optical Fibre connectivity through LC to RC patch-cords. The internal networking has been also upgraded through different VLANS and the

Proxy has been reconfigured according to new layout, with faster and secure network connectivity. At present there are about 600 clients, servers and network printers over the intranet of the Planning Commission.

- iii. **VLAN Implementation:** For better, faster and secure network, VLAN has been implemented at Yojana Bhavan and for that developed a **Web-based 'NetShare'** application on VLAN for integrating all computers in a single Network Neighbourhood for all Workgroups so that files/folders can be shared; disabled unused ports of L2 switches on every floor to prevent from spam/Virus attack and to make it a secured network.
- iv. **WiFi enabled Wireless Internet Access Network Connectivity :** In the first phase, an efficient state-of-art, faster and secured WiFi enabled wireless internet access network has been established for 1st and 2nd floor users at Yojana Bhavan by installing CISCO managed access points through a WLAN 4400 series controller so that all senior officers while attending meetings can access data on their laptops easily. With this, all Committee rooms on 1st and 2nd floor are totally WiFi. The advantage of this controller is to manage these access points from any pre-defined point where it will be installed over the network remotely wirelessly. LAPs are part of the Cisco unified Wireless Network Architecture. **With this, Chambers of Dy. Chairman, MoS, Members, all Pr. Advisers/Sr. Advisers, Advisers and Committee rooms on 1st and 2nd floor are totally WiFi enabled.** Subsequently the wireless WiFi connectivity will be expanded to remaining three floors at Yojana Bhavan.
- v. **Strengthening of VPN Connectivity with NICNET :** VPN (Virtual Private Network) connectivity has been also established for remote updation, of all websites that are under the administrative control of Planning Commission locally, using File Transfer Protocol (FTP) over VPN.
- vi. **Voice & Video over Internet Protocol (VoIP) Implementation :** NIC, Yojana Bhavan Unit took the initiative to implement the ***Voice and Video over Internet Protocol (VoIP) based communication system*** so that the top level officers have a better system of communications over IP. It has been agreed upon that there is a need to have a Close User Group (CUG) at Planning Commission comprising of DCH, MOS, Members and Member Secretary, Pr. Advisers, Sr. Advisers and Advisers including their supporting staff and these officials and decision makers will be connected thro' VoIP System. In the first phase, the proposed VoIP Communications System will have around 40 Video phones depending on the level of officers and usage. These will be configured using the existing Local Area Network (LAN) at Yojana Bhavan distributed by managed 100//1000 MBPS switches under the administrative and technical control of NIC, Yojana Bhavan Unit and labour NICNET domain. Intranet connectivity between these nodes, locations and clients to be connected on SIP enabled platform phones that support Voice and Video over IP. Proposal has been approved 'In-Principle' and will be accomplished during the first quarter of 2008.
- vii. **Internet & Mail Facility :** Support for Internet and E-mail facilities have been provided to all officials of the Planning Commission, Committee on Infrastructure (CoI), EAC, Institute of Applied Manpower Research (IAMR), Narela and National Knowledge Commission. Regular maintenance and

upgradation of mail accounts of Planning Commission users is also continuing. The officers of the rank of Joint Secretary and above have been provided desktop computer systems at their residences under the NICNET Telecommuting Program and have been provided broad-band connectivity.

- viii. **Back-up Services :** A powerful back-up Server has been installed at Yojana Bhavan loaded with the Veritas NetBackup Server 6.0 software that has features of incremental back-ups, synthetic back-ups, open format back-up, servers backups with zero down-time and have also option for disaster recovery etc. It has the ability of capturing the entire image of servers with Operating System, Application and Patch details along with data to ensure the recovery over the LAN or thro' any other media. The Back-up Server also caters for back-up services for all Servers and for 100 Desktop & Laptop Agents (DLO).
 - ix. **System Administration :** The existing proxy server has been upgraded with the latest ISA 2004 server. Administration of all the servers namely Proxy Server, Database Servers, PC Server, Anti-Virus and Patch Management Server has been done and is ongoing. The latest Service Packs, Security Patches and Anti-Virus Updates have been installed onto all servers from time to time for protection and security of the Servers.
 - x. **User Support :** Technical support (Hardware/ Software services namely installation of various software like Antivirus package, configuration of user's machine for Internet and network connectivity, Email etc). have been provided to the Planning Commission users and Economic Advisory Committee (EAC) to PM at Vigyan Bhawan as and when required. Necessary support was also
- provided in connection with the National Conference on Infrastructure based on the theme "*Building Infrastructure Opportunities and Challenges*" organised at Vigyan Bhavan under the Chairmanship of Prime Minister; **'Conference of Chief Secretaries on PPP in Infrastructure'**; and **meeting of Full Planning Commission at Yojana Bhavan and also to 53rd and 54th meeting of National Development Council (NDC)** which were held at Vigyan Bhavan during 2007-08, last one held very recently on 19th December, 2007 under the Chairmanship of Prime Minister to discuss and finalise the Agriculture, Education sector and approve the Eleventh Five Year Plan (2007-12). **The inaugural and valedictory address sessions of all NDC meetings were also web-casted over internet live by NIC to extend the reach of the National event to all corners of the world, with no limitations of physical or geographical boundaries.**
- xi. **Centralised Anti-virus Solution :** An updated Centralised Server for Anti-Virus solution with Trend Micro – OfficeScan Enterprise Edition Software Version 8.0 with engine version 8.550/1001 has been installed at Yojana Bhavan; EAC and at NKC. A **Patch Management Server** also has been installed in the Planning Commission for prevention of spreading worms into network. Regular upgradation /upgradation of Anti-virus and patches on Server and clients have been done. Monitoring the infected machines and cleaning the virus on day to day basis have been done periodically.
 - xii. **Installation of Video-wall at newly created Conference room at 2nd Floor, Yojana Bhavan :** The process of installation of a video-wall is in progress and will be made operational in the newly being created conference room at 2nd floor which will

be interfaced with multi-layer GIS System servers over the network. “Spatial Data Infrastructure for Multi-Layered Geographical Information System (GIS) for Planning”, a new Central Sector Scheme (CS) sponsored by the Planning Commission is being executed with the support of NIC and it has been made operational in the Planning Commission. One can view multi-layer maps of all regions of the country over the video-wall. The conference room, with state-of-art infrastructure and facilities, is being constructed with the support of NIC.

II. Web-based MIS & Databases

1 (a). Village Planning Information System (VPIS) – Amenities :

In order to strengthen the fourth tier tool for monitoring, Village Planning Information System (VPIS) has been designed, developed & implemented for public use by all Ministries/Departments. It is a web-based retrieval system based on Village level Non-Census data as on 31.03.1999 compiled with Census 2001 data, released by Registrar General of India. The system enables retrieval of analytical information relating to Demography and Amenities available in all inhabited villages of India. Nine different amenities, that includes Education, Health, Drinking Water, Post-Telegraph-Telephone, availability of Communication, availability of Newspapers, Banking, Recreational & Cultural Facilities, Connectivity and availability Electric Supply etc. The system provides an overall picture of status of villages with respect to amenities in various levels namely; State, District and Village.

The system has two parts showing data in Tabular view and Crystal Report view forms. It has been developed in .NET using Microsoft

Visual Studio 2005. The system was made open over the Intranet as well as Internet for the use of Planning Commission employees as well as others. MIS can be accessed thro’ URL <http://pcserver.nic.in/vpis>.

1(b). Village Planning Information

System (VPIS) – Demography :

Village Planning Information System - Demography is also a web-based retrieval system based on Census-2001 data of Government of India. The system enables retrieval of various analytical information relating to Demography of all villages of India. The MIS has been developed using Dynamic Query Engine for State retrieval and analysis of demography data. Development includes SRS preparation, software development, testing and implementation of all its modules.

2. District Planning Information System (DPIS)

A Web-based Information System designed, developed and implemented for the district planning based on demographic profile and amenities data released by the Registrar General of India on Census 2001. A few more parameters and statements based on the data has been included into the MIS. The parameters include demography, amenities and other socio-economic parameters. Queries can be made based on demographic profile or amenities or any combination of other parameter. It assists Special Component Plan (SCP) and Tribal Sub-Plan (TSP) Component of the planning which emphasize plans for SCs and STs. The Information system will help the planners in finalising district planning and also help researchers and academicians in their studies. MIS can be accessed thro’ URL <http://pcserver.nic.in/dpis>.

3. 'Online Complaint Registration Mechanism – Yojana Sewa' :

A web-based Management Information System for Yojana Sewa for online registration & monitoring of all maintenance and common services at Yojana Bhavan, Planning Commission has been designed and developed as per requirement of Planning Commission under e-Governance project. The system has been developed using .NET platform at front-end and SQL Server 2000 at back-end. It is being implemented in stages, with respect to type of services, for online control with the users for lodging and monitoring individual complaints online. This system facilitates registration of hardware/software complaints from all the computer users of Planning Commission over the network to facilitate hardware/maintenance engineers stationed at Yojana Bhavan to effectively attend to the complaints and minimise the system down-time.

4. MIS for Yojana Prashashan (YojanaAdm) :

It is a web-based G2E Management Information System (<http://pcserver/yojanaadm>) for catering needs of Computerization of Records pertaining to various activities related to Administration Sections of Planning Commission. Development of MIS under e-Governance initiatives as per requirement of various divisions of the Planning Commission. Various Modules of the System are :

i. **Increment Database:** A web based system to maintain increment details of employees at Yojana Bhavan has been developed. It keeps the record of present pay, present Increment date, future pay etc. of an employee. It shows records of the employees for updating in a specific month. Also prints the increment order of individual employee.

ii. Leave Management Information System (LEAVEMIS) :

A web based system has been developed to maintain the leave record of Employees of Planning Commission. It facilitates data entry, updation and generation of reports of an employee for a specified period. Allows reporting officer to check the status of leaves of any employee before sanctioning. A module to check individual leave status thru IntraYojana has been also developed. Data entry module for a new group of employees (personal staff) has been provided and option given to choose a group of employees. Further modification and increasing the scope of the MIS is going on. Data entry module for a new group of employees (for Administration –I) have been developed. Leave Order generated by this system is circulated to all Planning Commission employees through mail. Leave module implemented for Admn. V Section of the Planning Commission. Leave Order generated by this system is circulated to all Planning Commission employees through mail. A new Report has been developed which provides list of all employees who are absent specifically on the current date of the system. Further modification and increasing the scope of the MIS is going on.

iii. Posting Details: It keeps the record of Room No., Tel No. Posting with Officer/Division/Room/Tel No. and Period of posting. Database to maintain Posting details of employees including past postings. It keeps record of posting of employees within the planning commission and facilitates in optimum use of regular and daily wage employees. The module has data entry, updating and

reporting features. This module has been implemented at Planning Commission.

- iv. **Pensioner Details :** Development Pension Module has been developed and integrated with Yojanaadm. It has the options for data entry, updating and query on any combination of fields to enable fast data retrieval.
- v. **Master Update Module:** This module is added to update Employee's Designation, Name and for updating month of Increment. Based on selection of name from a dropdown list it helps in keeping the employee's record up to date.

5. Government Accommodation Management System (GAMS) :

Necessary support has been provided to all the Account Sections of Planning Commission to implement the GAMS successfully. GAMS is an online License Fee Collection & Monitoring System.

6. Centralized Public Grievances Redress and Monitoring System (CPGRAMS):

A demo-cum-training programme on CPGRAMS has been attended by the officers of Administration Division and from NIC unit. Necessary support has been provided to the Administration Sections of Planning Commission to implement the system.

7. Centralized Pension Grievance Redress & Monitoring System (PENGRAMS) :

In association with NIC, Department of Pension & Pensioners' Welfare organized a half day training programme for the Public/Pension Grievance officers of various Ministries/Departments on Centralised Pension Grievance Redress and Monitoring system (CPENGRAMS). In this training programme, 3 persons from

the Planning Commission and two from NIC, Planning Commission Unit attended the same on 18th September, 2007. Necessary support has been provided to the Pension cell of Planning Commission and initiative has been taken to implement the system by putting all grievances of pensioners on Pensioners' Portal of the Government of India for monitoring purpose.

8. Centralized ACC Vacancy Monitoring System (AVMS) - an e-Governance tool designed and developed by NIC:

Installation of a web-based computerized monitoring system, hosted at NIC Hq., facilitating timely processing of cases seeking the ACC approval has been made operational. The system can be accessed at <http://avms.gov.in>. NIC- Yojana Bhavan Unit assists the assigned nodal officer to update the database. D/o Personnel organized a training-cum-awareness programme in association with NIC for the nodal Officers of various Ministries and Departments on ACC Vacancies Monitoring System (AVMS) on 18th December, 2007 that was attended by two officials from NIC – Yojana Bhavan Unit and the assigned nodal officer from the Planning Commission.

9. 'Comprehensive DDO Package' – an e-Governance tool developed by NIC:

Implementation of Comprehensive DDO Package for streamlining of Salary/Pay disbursement in Planning Commission have been initiated. A proposal in the form of Concept Paper and a brief note on streamlining the process for implementation of the same has been approved by the Planning Commission. COMPDDO success-fully installed in the server at Yojana Bhavan for migration of master record and implementation of CDDO package. The implementation will be quite simple and useful for all. It will save lot of duplicating efforts in modifying the packages at multiple locations and will bring uniformity. The ground work for creation

of master records/tables for all 1658 employees and other requisite ground-work for implementation is being carried out by the various Accounts Sections with the support of NIC, Yojana Bhavan unit. NIC has also conducting a five days workshop on Comprehensive DDO Package (CompDDO) from 19-23rd November, 2007.

10. Planning Commission Expenditure Monitoring System (PC-EMS) :

A web-based MIS to monitor both plan and non-plan expenditure of planning and integration with Demands & Grants is under development. System study, system design, input module and query module for the said MIS has been developed. The software is developed for IFA (Integrated Finance Accounts) Division and is being maintained to monitor Monthly Expenditure & Demand for Grants. The MIS covers Demand for Grants; Plan Budget Links; and other Statements depicting Plan and Non-Plan Statement according to Budget Estimates and Revised Estimates. The system facilitates generation of various reports.

11. Cooked Mid Day Meals – Evaluation Study – Web Based Data Analysis System

To evaluate the implementation of Cooked Mid Day Meals Scheme (CMDM) a survey has been conducted and data has been collected on various issues such as

- **Funds flow and utilization**
- **Food grains Utilisation**
- **Beneficiary details etc.**

from different levels such as State, District, Block, Village, Beneficiary through 10 predefined formats. The project has been under design and development to help the Programme Evaluation Organisation (PEO), Planning Commission in the preparation of Evaluation Report(s) for the scheme. The web-based ‘Data Analysis System for CMDM’

has been developed for Village schedule. The system is being implemented for generating evaluation report as per the requirement of PEO division as and when data and input schedules start coming. To help the Programme Evaluation Organisation, Planning Commission in the preparation of Evaluation Report for the scheme, the Web based Data Analysis System has been proposed.

Presentation and demo of the MIS given to the Adviser concerned and other officials of the PEO division on data entry package developed for State, District and Block level schedule. Software development for data entry of Village level schedule is ongoing. During this period upto 31st December, 2007, data entry work has been completed for Block schedules; Software development and testing accomplished for School level schedule; Software development for reports for State and District Schedule almost accomplished and System design work also completed for Beneficiary level schedule. Evaluation report based on PEO’s requirement is under development as per requirements sought by the PEO division.

12. MIS on ‘Rashtriya Sam Vikas Yojana (RSVY)’ is a new project.

System design, coding and system development initiated. It is a web-based Information System for monitoring State wise, district, village and Sector wise detail of various schemes. Data Entry/Updation, deletion and restore module has been developed for physical and financial progress. Web Administration module for user authentication that include state-wise, district-wise user creation, user modification has been also developed. Generation of Reports using Crystal Report Writer is under development and then the package will implemented. Web Administration module for Entry, Update, Delete and restore of scheme, state, district & sector masters file have been developed. Testing of various modules

is under progress using actual data of RSVY scheme's districts of MP and Chhatisgarh State.

13. Web-based SCP/TSP MIS for Special Component Plan (SCP) & Tribal Sub-Plan (TSP) :

A web-based application of all villages upto district level based on SC and ST categories has been developed based on x% of SC/ST Population and also based on range break-up of x% of SC and ST population based on Census 2001 data. A report to display village level details has also been developed and the module has been added to the MIS.

14. Hardware Inventory Management System (HIMS):

System software development, integration, testing and implementation of the new Hardware Inventory Management System developed for the Planning Commission. It is a new web-based for all hardware inventory items procured and used by Planning Commission and information related to all new arrivals, in-stock and transaction detail can be generated thro' this package. '

15. MIS for National Schemes (CS & CSS):

Re-designed and re-developed user interface of MIS for National Schemes (CS & CSS) using ASP.NET of Visual Studio 2005. The software PACKAGE comprises with different modules and data has been updated for 2006-07.

Security Module: This module handles the security feature of the software. Main concern of this module is: Creating New User with privilege based on the Ministry/Department, Modify/deletion of User profile/Id.

Entry/Update Module: This module deals with the insertion and updating of records of various ministries, departments, schemes and outlays.

Restore Module: When a user deletes a record, this will not permanently deleted from the system. This is the facility of the system that any deleted record can be restored or permanently deleted from the system. This facility is only given to administrator of the system.

Reports: Various reports can be generated as Ministry-wise, Department-wise, Scheme-wise, Category-wise outlay, Scheme Types etc.

16. MIS on all component of Flagship Programs including Bharat Nirman :

At NIC Hq. a task force has been constituted for the standardization coding mechanism for uniform codes across all flagship programs and to come up with a consensus so that standardized coding may be adopted uniformly across all components of Flagship programmes and all Central Schemes. A single window web-based MIS on all 14 components of the Flagship Programmes including Bharat Nirman, designed and developed by studying and linking physical and financial progress of various components of the Flagship Programmes, has been implemented at Yojana Bhavan and can be accessed from outside using the URL <http://pcserver.nic.in/flagship>. The task force has approved that strategy for land-area-coding may be adopted 'in-principle' and census coding attributes can also be added to it. It was agreed that the Census code will continue to be used by all divisions till entire process of migration to using land-region based coding mechanism takes place with proper institutional mechanism. As regards to coding for names of various central schemes and sub-schemes, the scheme code for all plan schemes being used in e-Lekha by CGA may be adopted. Planning Commission alongwith CGA can create necessary frame-work for finalisation

of scheme codes for uniformity across all components of flagship programmes.

17. MIS for Deputy Chairman, Planning Commission :

MIS has been designed and developed exclusively for the Deputy Chairman, Planning Commission. The MIS is updated periodically as and when new updates come. The MIS helps the Deputy Chairman with the latest updated data pertaining to Annual State Plans, International Statistics based on Foreign Direct Investment; WTO related matters and others issues relating to domestic and international economy. The MIS includes information related to Approved Outlays and Expenditure from 1990-91 onward till date, percentage growth over the previous years, comparative statements, and scaled by GSDP for each state and Union Territory. The other information available in the database includes, data relating to Indian economy, Indian Revenue, Expenditure, Fiscal Deficits, Agriculture GDP projections, GINI Co-efficient, Power T&D Losses State-wise, Centre's and States' Fiscal Deficit, Poverty related data; FDI and WTO related data; GDP projections of selected countries and their comparative study etc. **The MIS also helps the Deputy Chairman during the Annual Plan Discussion 2007-08** already in progress with the Chief Ministers of the concerned States as well as during his visit to States and abroad. IT can be accessed from the URL - <http://pcserver.nic.in/dchmis>

18. MIS for National Schemes approved by Government of India (CS&CSS) :

A web-based Information System for Annual Plan 2005-06, 2006-07 and 2007-08 and for the incoming Eleventh Five Year Plan Outlay of the Central Sector Schemes of Ministries/Departments, Centrally Sponsored Schemes of Ministries/

Departments and Central Assistance to States & UTs Plans has been developed. The system will facilitate planners to provide information about outlay and other information from the database, category-wise break-up on the basis of Ministries or Departments etc.

19. Minimum Spatial Data Infra-structure for Multi-Layered GIS Application :

The scheme of "*Spatial Data Infrastructure for Multi-Layered Geographical Information System (GIS) for Planning*", a new Central Sector Scheme (CS) sponsored by the Planning Commission and executed with the support of NIC, has been operational in the Planning Commission. The Spatial Data & GIS Application Services are now available in G2G through NIC at Planning Commission also. *The Mirror Server of the NIC HQ. i.e. Sun Fire V440 Server Sun Solaris has also been made operational and one can easily access the National Spatial Database Applications using the URL : <http://plangis/website/nsdb/viewer.htm>*

Beside Sun-Solaris Server having NSDB database, Department of Space has also put their mirrors site at Planning Commission which is also operational and following layers can be accessed thro' IntraYojana portal at Planning commission. This server can be accessed using the following URL: <http://g2g-isro/website/isro/India>

Department of Space (DoS) Server has the following layers –

- Golden Quadrilateral; National Highways; District Roads; Village/ Unmettalled Roads; Railway Stations; Airports
- Rivers; Reservoirs; Watershed Levels; Landuse; Vegetation Type; soil Productivity; soil slope; soil Depth; soil Texture; soil erosion etc.

Data Source includes:

- Census 2001 data; Primary Census Abstract and Amenities database
- Data pertaining to Krishi Vigyan Kendras (KVKs); Khadi and Village Industries (KVICs)
- Data received from NRSA, etc.

The NIC-YBU Unit at Planning Commission is also the custodian of all GIS applications where the mirror-site is functional and digitised maps developed for the Planning Commission. Large number of maps generation and database creation is being serviced by NIC-YBU Unit at Planning Commission locally and has provided large number of inputs to various Inter-Ministerial Groups.

20. Non-Government Organisation Database:

A Database on Non-Government Organisation (NGO) is available on the official web site of the Planning Commission <http://planningcommission.gov.in>. The database contains the information of about 16,400 NGOs. Profile of 500 NGOs under the head of Good/Valid NGOs codified on the basis of 28 categories of different activities as suggested by the Member, Planning Commission. The information has been made available on NGO website. Designing of online registration mechanism of NGOs/VOs and data entry/update module using ASP.NET is under progress. The site can be accessed from <http://pcserver.nic.in/ngo>

21. Databank of Parliament Questions/ Answers for Planning Commission :

A web-enabled database of Parliament questions and replies thereof, handled by the Parliament Section of the Planning Commission, is available on intranet site <http://pcserver.nic.in/parliament>. The Website has been re-designed and Parliament Question and Answer raised during different sessions related to Planning Commission

into Web Format and updated the database for respective information category-wise and division-wise after doing the requisite codification. A new mode of search “Quick search” has been added on the website. In Quick search, just typing relevant keywords, the system automatically searches and match exact or similar pattern from database of dictionary and index tables and return the list of links of question answers sorted date-wise. Updated coded information regarding to their subject of the matter and concerned division in respect of Parliament Questions pertaining to Planning Commission for the Monsoon Session 2007 and modified the diary system for Parliament Question/Answer for the Winter Session 2007.

22. MIS for Financial Resource Division :

A web based retrieval system for State-wise monthly information of “Financial Resource Briefs” is available on Intranet for internal use. This provides the facility of authentication for the user also. The briefs of Financial Resources of those States for which input was available have been uploaded. The application has been made more user-friendly by modifying the user interface of the database.

23. Database for Coal Sector :

A web enabled query based system <http://pcserver.nic.in/coal> for Power & Energy division of the Planning Commission is available on Intranet to facilitate generation of various reports on Company-wise, State and year-wise status. The system also provides information on Company-wise/ Scheme-wise, Financial and Sector-wise Demand reports on Coal.

24. Planning Commission / PEO Documents Database :

A web-based system (<http://pcserver.nic.in/peolibrary>) is available on Intranet for index of PC/PEO Documents to facilitate the Planning

Commission Library to maintain the documents and publications brought out by Programme Evaluation Organisation (PEO), Planning Commission.

25. Management System for Annual Confidential Reports (ACRs) :

MIS has been developed for maintenance of Status of Annual Confidential Reports of Officer(s)/Official(s) of the Planning Commission has been developed and is made available on local server at <http://pcserver/acr>. Number of reports based on query have been developed as per requirement. On-line Data entry and updation module have also been developed for multi-user environment. Regular updation is also continuing. Regular update is going on and till date 4,527 ACR information of all the Officer(s)/Official(s) of Planning Commission have been updated.

26. Database for Record Section of the Planning Commission :

Database for Departmental Record Room of Planning Commission for easy access and monitoring/tracking the movement of files from various divisions etc. is available on intranet. Data entry/ regular updation is under progress. Regular update is going on and till date 12,500 records have been added into the database.

27. Air Ticket booking System :

Developed and maintained for the Protocol Section of the Planning Commission, facilitates to consolidate the booking requests for requisitioning tickets from Air-India, Indian Airlines etc.

28. LAN Based Information System for Staff Car Cell :

A LAN Based system for management and monitoring of information of Staff Car Cell of the Planning Commission is available on Intranet.

The System provides facilities to update required details and information about the availability/ deployment of staff cars.

29. State Public Sector Undertakings Database :

A web enabled database on State Public Sector Undertakings for the Financial Resource Division of the Planning Commission is available on Intranet. This database consists of data on equity, debt, profit/loss, dividend and capital employed etc. for various PSUs. Reports/queries can be generated PSUs-wise, State-wise, year-wise and item-wise including calculated figures of compound annual growth rates and simple annual growth rates. It can be accessed from the URL <http://pcserver/psu>

30. Web Enabled Retrieval System for Labour Employment and Manpower :

A web enabled Retrieval System (<http://pcserver/lem>) for Labour Employment and Manpower division of Planning Commission is available on Intranet facilitate retrieval of information on various parameters relating to the division. The site also provides a display utility in form of maps for the available State level parameters.

31. Information System for Forest, Environment and Wildlife :

A web-base site <http://pcserver/few> on intranet is available to provide subjective information on Forest, Wildlife and Environment with respect to all States and Union Territories.

32. Pay-roll System :

Monthly salary bills for all the Officers/Staff of the Planning Commission are prepared through this package. Data for pay slips of all employees of the Planning Commission prepared and also

uploaded onto IntraYojana portal. Support was also provided to concerned division in updating and generating various reports during 2006-07. Developed a procedure/utility to generate Pay Slip data of Planning Commission Officer's to upload on IntraYojana Portal. Program under development to automate process of generating pay slip for IntraYojana which involves generating table and emailing the same to concerned person automatically. Same program with minor modification will be used to provide updated employee records for Hardware Inventory Management System (HIMS)

These includes -

(a) Pay Bill **Monthly salary bills, for all Officers/staff of the Planning Commission are prepared.**

(b) GPF **Annual GPF statements for all employees of the Planning Commission are being prepared** and has been integrated GPF details of all employees into IntraYojana portal with single sign-on.

(c) Bonus **Annual Bonus for all Non-gazetted employees is prepared. DA Arrears – DA Arrears for all employees are prepared.**

33. Website for Financial Resources & Data Management – Support to Financial Resources Division :

NIC(YBU) has designed and developed a web-based application, available on Intranet, for the Financial Resources (FR) Division of the Planning Commission. The site has now been fully implemented and is being made content rich with all information related to financial allocation, outlay, expenditure details of all States and UTs for all Plans; macro and micro detail about central financial resources. Modification and addition of more web pages have been made and uploaded. The MIS is a depository of all information at one place

and is available 24x7 for all users of the Planning Commission from the URL <http://pcserver.nic.in/frmis>

34. Website for State Plans & Data Management – Support to State Plans Division:

In order to have all information related to various reports, articles, inputs, data depository and other content pertaining to various divisions of the Planning Commission on the Intra Server for the internal use, in a user friendly manner to be accessible at any time, conceptualisation and designing of a web-based application for State plan Division has been initiated. The site contains data for all Five Year Plans, Annual Plans and their sectoral and sub-sectoral outlays, expenditure and States/UTs briefs prepared at Planning Commission and at States/UTs level, Presentations made by Planning Commission and by States during Annual Plan discussions etc. at one place.

35. Office Procedure Automation (OPA) :

Necessary support to divisions where OPA has been implemented. It involves customisation for individual sections; providing training to the concerned officials; and Updation of details of employees in case of promotion, change of designation etc. Training on OPA provided to PAMD Division of the Planning Commission. Customisation of OPA system for Project Appraisal and Management Division done and implemented in the division.

36. 'Yojana Resources' - Content & Data Management Services on Intra Yojana Portal:

As decided by the senior officials of the Planning Commission to have a column for '**Yojana Resources**' for all administrative and technical divisions of the Planning Commission, the content management of Intra Yojana portal has been

enriched by adding information pertaining to (i) Office of the Deputy Chairman, PC (ii) Financial Resources Division (iii) State Plans Division of the Planning Commission. (iv) Library Division. The Yojana Resources column will be further updated with input from remaining divisions of the Planning Commission. These divisions are being provided training and proper userid/password are being provided so that the users can facilitate uploading and managing their resources on the portal under the content management framework of the portal by themselves. Presentation on content management was also given to all officials of the Financial Resources Division.

37. Management of contents of IntraYojana, the Intranet Portal of Planning Commission. The content on the portal was managed that includes -

- a. Creation of new users
- b. Updation of status of the users who had retired/relieved from Planning Commission.
- c. Contents for State Plan and Library division uploaded to IntraYojana portal.
- d. Uploading of Payroll data for the month
- e. Uploading of Circulars/Office Orders/ Notices on daily basis.
- f. Uploading other contents as and when request came.
- g. Technical support for smooth functioning of Payroll Software
- h. OPA management

38. Updation and maintenance of the following web-sites:

Following web-sites under the administrative control of Planning Commission were updated and maintained during the month of reporting –

- a. Planning Commission web-site <http://planningcommission.gov.in>
- b. Knowledge Commission web-site <http://knowledgecommission.gov.in>
- c. Committee on Infrastructure web-site <http://infrastructure.gov.in>
- d. Economic Advisory Council (EAC) web-site <http://eac.gov.in>

39. Implementation of e-Procurement:

Implementation of e-procurement has become mandatory and digital certificates in respect of six DDOS/officers have been procured from NICSA, got the cards activated and userids/passwords also created for registering to DGS&D so as to enable them to login DGS&D website for online Supply Order against DGS&D Rate contract. These officers and six other supporting staff from Gen.I, Gen.II, Protocol and Caretaker Cell have also attended the walk-in training for indentors/DDOs/ consignees for placement of 'online' supply orders against DGS&D Rate contracts. The Deptt of Expenditure of Finance Ministry has made it mandatory that all indenting departments shall place supply orders 'online' through DGS&D website <http://www.dgsnd.gov.in> for purchase of items against its rate contracts.

III. Contents for National Portal of India and other web-sites :

A few number of documents related to Planning Commission has been also added in order to strengthen the content on the India Portal (<http://india.gov.in>).

1. Web-site of the Planning Commission :

Planning Commission website namely <http://planningcommission.gov.in> is regularly updated. Hindi and text Version of various pages have also been designed and uploaded to the web-

site. Necessary modifications and updations have been done on the main page and concerned pages of website. Further enhancements and updates were carried out in the Web-site of Planning Commission. Main home-page of the website has been modified to provide new links. Various study reports like report on “Social Accounting Matrix (SAM) for India”, Report of the Oversight Committee to Monitor implementation in Reservation in Higher Educational Institutions and articles/speeches by Deputy Chairman, Planning Commission. Beside this Circulars/ Tender issued during the year has been uploaded from time to time.

2. Web-site of the Economic Advisory Committee (EAC) :

As desired by Chairman, Economic Advisory Council to have a separated website of it's own, the site was got registered and finally a separate website <http://eac.gov.in> has been officially launched by the Secretary, Economic Advisory Council on 27th October, 2006. The Economic Advisory Council has been set up with a view to inculcate awareness in Government on the different point of view on economic issues. The website is a link to disseminate the initiatives taken by the EAC and to provide single window access to all major initiatives relating to Government policies.

3. Web-site of the Committee on Infrastructure (CoI) :

For Infrastructure Division, A website <http://infrastructure.gov.in> has been launched on 20th May, 2006 by the Hon'ble Finance Minister at Vigyan Bhavan, New Delhi. NIC (YBU) has provided the full support to the CoI Secretariat in launching of this site and NIC unit at Planning Commission is continuing support to this division for timely updation of the web-site and making it content-rich.

4. Web-site of the National Knowledge Commission :

Web-site of the ‘National Knowledge Commission’ under the Chairmanship of Shri Sam Pitroda, <http://knowledgecommission.gov.in> was officially launched under GOV.in domain. NIC (YBU) has provided the full support in launching of this site and is continuing help for timely updation of the web-site to make it content-rich.

IV. Intra-Yojana, e-Governance Application of Planning Commission

1. Intra-Yojana Portal (<http://intraojana.nic.in>)

NIC(YBU) has developed and implemented the IntraYojana Portal, to accumulate various information, is an integrated one-stop web-based portal and service solution, built on open standards using soft-wares like Linux, PLONE and ZOPE, for the employees of Planning Commission for all G2E/G2G applications. The portal has been enriched with valuable information and has features like content and document management, personalised delivery of contents, work-flow, and other real time collaboration service. One can search for and has access to multiple type of information specific to their requirement with single login to the server.

System Administration work and management of contents of IntraYojana intranet portal of the Planning Commission was done that includes –

- Creation of new users; Updation of status of the users who had retired /relieved from Planning Commission.
- Uploading of Payroll data every month
- Uploading of Circulars/Office Orders/ Notices on daily basis.

- Uploading other contents as and when request came. Uploading of contents included uploading Photos, Pay-slip data for the current month, Daily Circulars and Notices, News, etc. have been done.
- Providing hyperlinks to new MIS/Information systems developed by NIC, Yojana Bhavan Unit
- Presentation on how to access various services of IntraYojana was given to Officers of the Planning Commission.
- Administration work is going on for making the portal more useful and content-rich, etc.

2. Office Procedure Automation System (OPA):

The web-based Office Procedure Automation System of file movement and diary/dispatch movement is working in the Planning Commission. Its features provide a great help to bring efficiency, saves considerable time and efforts and also brings transparency in the working of Planning Commission. Day to day activities related to database administration of OPA System viz. management of users, implementation related issues of new and existing users, technical support etc. are going on smoothly. Training Programme on new web-based OPA System has also been arranged for all concerned for smooth functioning of new system and many division has implemented OPA. Many more divisions/sections of the Planning Commission have been added into it. Technical support was provided to users from time-to-time.

V. Right To Information (RTI) Act 2005 :

To implement RTI Act, a web enabled system has been developed by Planning Commission. Uploaded all the documents and outside query and answer procedure related to RTI Act on a server available on Intranet. Whole site has been launched and its necessary link on the main page of Planning Commission website has also been provided.

VI. PAO COMPACT Software :

NIC has developed a Financial Management Information System Software 'PAO COMPACT' for the computerisation of various payment and accounting functions for the use of various Ministries/Departments of Government of India. The Windows 2000 Server on which this software has been installed is also being maintained by NIC(YBU).

VII. Preparation of Annual Plan :

NIC-YBU has been also assisting the Plan Co-ordination Division of the Planning Commission in the preparation of the drafts of Annual Plan, Mid Term Appraisals, Annual Report and Five Year Plan Document, etc. during this period.

VIII. Training :

Training for Employees : Training Programmes are being organised for Officers and staff of Planning Commission at Yojana Bhavan on computer related topics. This includes Basics of Computer, Windows-based Microsoft applications like Microsoft Word, Excel, E-Mail, PowerPoint, Hindi Software, Internet etc. and usage of other packages. Following Training Programmes were conducted during 2007-08:

1. Ten days training programme on Computer Awareness, specially for officials of Agriculture Division with specific thrust on MS-Excel. A specialised five days Training programme on MS-Excel for officials of the Financial Resource (FR) Division of Planning Commission.
2. A presentation on 'IntraYojana' Portal and OPA System has been arranged twice for smooth functioning of new system.
3. Computer Education for Children of Planning Commission Employees : A 5-days Training

Programme on Computer Awareness Course was conducted for children of Planning Commission Employees to inculcate computer awareness among them. About 40 children have attended this programme during 2007-08.

4. Five days Training programme on Computer Awareness was conducted specially for officials of the Library Division of Planning Commission.

4.33.7 Departmental Record Room

1. Computerised entry as well as retrieval of files and records forwarded for retention in Departmental Records Room of Planning Commission has been continued further and the difficulty and short-coming arisen during computerizing has been cleared with the help of NIC, Yojana Bhavan Unit.

2. The Departmental Records Room of Planning Commission is maintained as per the norms specified and laid down in the Manual of Office Procedure, the Public Records Act, 1993 and the Public Record rules, 1997 and still stands as a model for other ministries and Departments of Government of India. In spite of the large bulk of records being kept, it is maintained neat and clean and also in a meticulous order. Even though it has shortage of staff, the staff working in this Section made the Departmental Records Room as a pleasant place of working by their sincere hard work and responsibility.

3. The routine reports like Haly yearly Returns for period ending 31st December, 2006 and 30th June, 2007 and Annual Returns such as Form-5 and Form-1 etc. were sent to National Archives of India well in time.

4.33.8 Planning Commission Club

1. The Managing Committee of the Planning Commission was unanimously elected on 15.2.2007 and since there was no time left to conduct tournaments for the year 2006-07, it was decided to give away the prizes to the winners of 2003-04 tournaments which could not be given during that year.

2. For games, such as, Carrom and Table Tennis, the players had been given facilities and materials for carrying out these games with in the constraints of the Club's budget.

3. The Managing Committee initiated steps for an excursion trip to Dehradun- Rishikesh – Haridwar during 18th May to 20th May, 2007, but since the response was less than required, the trip had to be cancelled. Subsequently, a tour to Agra-Mathura-Vrindavan was again planned. The Club received an overwhelming response from the staff members. Accordingly the tour was organized between 21.09.2007 to 23.09.2007. A total of 59 members including their family members participated in the excursion trip. The night stay on 22.09.2007 was arranged at Rama Krishna Math, Rama Krishna Mission, Vrindavan which also served nutritious meals and also on request, guided the participants to visit the important temples. It was a very informative and enjoyable experience for the participants.

4. Planning Commission Club celebrated its Annual Prize Distribution Function on 01.02.2008 at 10.30 a.m. in Committee Room No.122, Yojana Bhavan. Secretary, Planning Commission (Dr. Subas Pani) gave away prizes to the winners of various sports/ athletic events held during (2003-04). About 175 Officers & staff of Planning Commission/PEO attended the Function.

4.33.9 Welfare Unit

1. To look after the welfare of its employees, a Welfare Unit is functioning in the Planning Commission. Welfare Unit is providing first-aid to the officers / staff of the Planning Commission. It also supplies general medicines for routine ailments such as headache, stomachache etc. Free Ayurvedic Consultancy is provided to the employees of Planning Commission twice a week. The Welfare Unit extends all necessary assistance to the employees, in case of emergency viz. accident / other situations and take him / her to hospital for medical treatment. The Asstt. Welfare Officer visits the families of those employees who die in harness and renders all possible help. Welfare Unit helps in immediate delivery of relief to the families of those deceased employees who die in harness and are members of the Planning Commission Employees Welfare Fund Society. Condolence meetings are organized in office in respect of those employees who die in harness. It also organizes farewell to those employees who retire on attaining their age of superannuation.

2. In addition, the Welfare Unit organizes following national events :-

- Martyrs' Day
- Anti – Terrorism Day
- Sadbhavana Diwas
- Quami Ekta Diwas
- Flag Day and arrangements for fund raising for Communal Harmony,
- Armed Forces Flag Day and arrangements for fund raising.

3. During the period from 1st January, 2007 to 31st December, 2007 Welfare Unit undertook following events other than the normal :-

1. Computer Training Programme for children of Planning Commission employees was organized from 28.5.2007 to 01.06.2007.

2. Celebrated the Centenary Year of Mahatma Gandhi Satyagrah Movement in South Africa on 01.10.2007. A talk show/debate on the life of Mahatma Gandhi was also organized on 01.10.2007 and cash prizes of Rs. 2000/-, Rs. 1000/- & Rs. 500/- were also given to top three participants respectively and certificates to all the speakers were awarded.

3. A Fruit Stall and a Nescafe Counter is functioning the 3rd & 2nd floor of the building respectively.

4. A sum of Rs. 5789.00 was collected from the Officers / Staff of Planning Commission and Rs. 1475.00 from the Officers/Staff of Institute of Applied Manpower Research (IAMR) on the occasion of Communal Harmony Flag Day on 25th November, 2007.

5. A sum of Rs. 5793.00 from the officers/staff of Planning Commission and Rs. 652.00 from the Officers/Staff of Institute of Applied Manpower Research (IAMR) was collected on the occasion of Armed Forces Flag Day on 7th December, 2007.

Welfare Unit also attends the work relating to Tea Board, Coffee Board, Ex-employees Co-operatives Society, Kendriya Bhandar, DMS Stall etc.

The Welfare Unit also provides services to the Planning Commission employees Welfare Fund Society and the Departmental Canteen.

Planning Commission Employee's welfare Fund Society

4. Planning Commission Employees' Welfare Fund Society is functioning since August 1997. It is registered under the Societies Registration Act. The membership of the Society is open to all the officials of Planning Commission, Programme Evolution Organization including officials on

deputation from other Departments. The total strength of members of the Society as on 31st March 2006 is 699.

5. The monthly contribution which is deducted from the salary is Rs 20/-, Rs15/- and Rs 10/- for Gazetted, and group D employees respectively. Two third of the total contribution made by a member is refunded at the time of his retirement. The Society is getting yearly grant-in-aid from the Planning Commission A sum of Rs. 13.820 was sanctioned to it as Grant-in aid for the year 2006-07.

6. The Society provides immediate financial relief to the families on death in harness of a member and also provide financial assistance to the members in case of prolonged illness. During the short period of eight years, the Society has increased the amount of relief from Rs 2,500 / - to Rs 25.000 / - in case of death and Rs.500/ - to Rs4,000 / - in case of prolong illness of a member of the Society. In addition, the Society is also providing financial relief in case of death/illness of the member's spouse, if monthly contribution for spouse is made.

7. During the period from 1st January 2007 to December, 2007, a sum of Rs. 28,000/- was given as Medical Relief to the members, Rs. 1,25,000/- was given as financial relief on death to the family of deceased member.

Department Canteen –

8. As a measure of staff welfare. Departmental Canteen has been set-up to make available hygienically prepared meals, snacks and beverages to the employees of Planning Commission at reasonable rates. The Departmental Canteen is functioning on no profit no loss basis

9. The Departmental Canteen is functioning in the Planning Commission since Oct, 1961. The

staff working in Departmental canteen have been declared as Government employees w.e.f. 1st Oct., 1991. The audit of account of Department Canteen are carried out every year. Three bearers have been deployed on duty after office hours up to 7.00 P.M. for providing tea, snacks to those employees who work after office hours.

10. On the occasion of Diwali festival necessary arrangements for preparation of special sweets were made for the employees of Planning Commission.

11. The affairs of the Departmental Canteen are looked after by a Managing Committee. Its meetings are held regularly, where its working is reviewed and further programmes for improvement are considered.

12. A Sub-Committee is looking after maintenance of cleanliness and hygiene conditions and watch over the quality/quantity of raw materials used and items prepared.

13. A complete renovation of the Canteen premises has been undertaken.

4.33.10 Charts, Maps & Equipment Unit

The Charts, Maps & Equipment Unit of Planning Commission provides technical and equipment support for day-to-day office work as well as for organizing various Meetings, Conferences and need of official functions in and out-side the office. The unit has the following modern equipment, to cater to the office's the requirements as under:-

- a) Laptop with Internet connection
- b) Plasma Screen Audio-Video System for display of meeting schedules, Presentations and other important information.
- c) Colour Laser Printer

- d) Scanning Machine.
- e) TV&VCR.
- f) Pentium IV Computer with Page Maker-6.5,7, Photoshop-6,7 & Coral Draw -10,11,12 Software's.
- g) Over Head Projector, Slides Projector.
- h) Colour Photo Copier.
- i) Lamination Machines.
- j) Heavy-duty Photocopier & Digital Scanner cum Printing Machines.
- k) Binding Machines with Spiral Binding, Strip Binding & pin Binding etc.

2. The major activities carried out by this Unit during the year summarized as indicated below:-

Prepared Cover Page Designs of various Publications brought out by the Planning Commission and Programme Evaluation Organisation during the year viz. Annual Report & Annual Plan, Prepared Book Cover Design Working Group Paper for Formulation of 11th Five Year Plan "Challenges and opportunities of Globalization". Prepared cover for Prime Minister Speech-Cover Design and display cards / Captions for NDC meetings held on 29-May-07 by the Planning Commission. Designing of cover page for the report of Agricultural strategy for 11th Plan : Some Critical Issues, Cover design of the Report of Expert Group on Ground Water Management & Ownership.

- Prepared India Map on Coral Draw 12. Map Showing District selected Under DSLP-Pilot Project.

Prepared Map of India showing IITs/IIMs.

Prepared Map of India showing National Institutes in different states of India.

Editing & Printing of lay out Plan of SAS Nagar, Mohali city.

- Organizational Charts of the Planning Commission (in English and Hindi), Adviser Level & Section Officer level with work allocation. Also, prepared Organizational Charts for Core Group on Empowerment, and the Programme Evaluation Organization.
- Prepared Name Display Cards for the Meetings / Seminars organized by the Planning Commission during the year regularly.
- Prepared Colour Transparencies of the Meetings/ Seminars for use of Minister of State, Planning, Deputy Chairman / Members / Pr. Advisers Sr. Officers of Planning Commission.
- Designing and Printing of Certificates in Hindi for the participants in Hindi Pakhwara.
- Prepared Illustration of plants.
- Designing & Printing of a register of grant-in-aid.
- Calligraphic Work on Invitation Cards of Deputy Chairman Office.
- Prepared Charts Showing Seating Plan Arrangements of the Officers attending the Meetings / Seminars / Conferences etc.
- Designed Charts for education sector for VIII plan expenditure, Xth Plan expenditure for 11th Five Year Plan.
- Prepared Graphical Charts of ENROLMENT IN ELEMENTARY EDUCATION Upper Primary Class (VI – VIII), Primary Class (I-V), Elementary (Class I –VIII) for inclusion of 11th FYP Report.

Preparation of graphs of outlay & expenditure during 10th plan at current prices, GSDP at 1993-94 prices, Plan performance of Chhattisgarh, Growth over previous years, Plan performance Chhattisgarh.

- Prepared Identity Cards for Retired Officials of Planning Commission/ Programme Evaluation Organization / Western Ghats and Lamination of the same and for serving employees of PEO.
- Scanning & Printing of Official documents. Scanned various photos & colour printing for the various divisions by the planning commission.
- Designing of Car and Scooter Parking Labels (Stickers) for Yojana Bhawan.
- In addition to the routine work of Photo Copy of the Planning Commission, the unit has carried out the additional work related to Printing of copies of Eleventh Five year Plan (both Hindi and English version).
- Specification for Procurement of Heavy Duty Photocopier, Digital Scanner cum Printers (colour & mono).
- Certification of AMC bills of Photocopiers, colour photocopier & colour Print etc.
- The Unit has also handled and operated the Equipment Electronic display Boards, Plasma Screens, Laptop, TV & VCR, Over Head Projectors, Slides Projectors and Photo Copiers during the year under report.

4.33.11 Right to Information (RTI) Cell:

The RTI Cell was set up in the Planning Commission in October 2005, It is functioning at Sochna Dwar located on the Ground Floor of the Yojana Bhawan There is a separate link 'RTI Act' on the homepage of Planning Commission's website. To facilitate visitors/clients the Scoochna Dwar has provided facilities to fill up queries on-line. During the year up to December 2007 the RTI Cell has received 112 queries and all have been responded to.

Chapter 5

Programme Evaluation Organization

ORGANISATION

Ever since the concept of planning was introduced in India, the task pertaining to formulation of improved plan and design for the development schemes and programmes for effective implementation in a situation with varied geo-climatic conditions and the diverse socio-economic characteristics of the Indian states had posed a great challenge before the planners and policy makers. To meet the challenge, Programme Evaluation Organisation (PEO) was entrusted with a crucial role to play in conducting independent evaluation of development programmes so that the evaluation results could be used in the plan formulation and improving the service delivery.

Accordingly, PEO was established in 1952 as an independent organization under the general guidance and direction of the Planning Commission with a specific task of evaluating the community development programmes and other intensive area development schemes. With the extension of the Plan Programmes/Schemes in a variety of sectors viz. agriculture, cooperation, rural industries, fisheries, health, family welfare, rural development, rural electrification, public distribution, tribal development, social forestry, etc. the evaluation task performed by the PEO was gradually extended to other important Centrally Sponsored Schemes.

Functions

2. The Programme Evaluation Organisation (PEO) undertakes evaluation of prioritized programmes/schemes at the behest of Planning Commission and other Ministries/Departments of Government of India. The evaluation studies are designed to assess the performance of implementation process, effectiveness of the delivery system and impact of programmes/schemes. These studies are diagnostic in nature and aim at identifying the factors contributing to success and failure of various programmes and thus help in deriving lessons for improving the performance of existing schemes through mid-course corrections and better designs for future programmes.

Evaluation Studies

3. PEO conducts concurrent and impact evaluation studies. The concurrent evaluation studies are conducted to understand various aspects and processes of implementation of the programme. These studies are conducted during implementation stage for examination/assessment of various implementation problems and identification of feasible solutions to the problems encountered during the implementation of the programme.

The impact studies on selected projects are conducted after the projects have been completed

or have started producing the intended benefits. These studies help identify the quantum of benefits vis-à-vis programme objectives, identification of recipients and non-recipients of benefits, factors accounting for variation in impact and suggest corrective measures to overcome the weaknesses of the programme implementation including design.

Organizational Structure

4. The PEO is primarily a field based organization under the overall charge of the Deputy Chairman, Planning Commission. It has a three-tier structure with its Headquarters housed in Planning Commission. The middle rung is represented by the Regional Evaluation Offices, while the next links are the Field Units known as the Project Evaluation Offices.

Headquarters

5. At the PEO Headquarters, the organization is headed by Adviser (Evaluation) who is assisted by Joint Adviser, Directors and Deputy Advisers with their supporting manpower. Each one of the officers is responsible for formulation of study designs, conduct of studies and analysis of the data collected through field units of PEO under the overall guidance and supervision of Adviser (Evaluation).

Field Offices

6. PEO has 15 field units — 7 Regional Evaluation Offices (REOs) and 8 Project Evaluation Offices (PEOs). Performance and impact evaluation studies need to generate village and household level primary data and process data from the various nodes of the implementing machineries located at the State, district, block and village levels. The field units of PEO serve the most important function of ensuring that the primary and secondary statistics used in evaluation

studies are representative of the grassroots reality. Since evaluation findings are to be acted on by the planners and policy makers, ensuring accuracy of the data generated for diagnostic and impact studies is of a critical importance. The field units of PEO, therefore, perform the most important function in evaluation studies. The lay out of PEO at field level is given at Annexure.

Library

7. PEO Headquarters maintains its own library (Technical) where reference books on evaluation techniques to be adopted for designing/instrumenting of the studies and other publications related to evaluation are kept for allusion purposes. Copies of the evaluation reports are also kept in the library for reference purposes.

Evaluation Capacity

8. While the evaluation findings were beneficially used as an input in the planning process particularly during the first two decades of planning, the demand for evaluation studies from the planners and development administrators waned over the years. Evaluation has almost become more or less a “Stand alone” activity. Thus, the Evaluation Capacity Development (ECD) has not been sustained and the strengths of evaluation organisations have deteriorated. Though State Evaluation Organisations (SEOs) were set up in all the States, they are now found active only in a few states.

Steering Committee for Strengthening Monitoring and Evaluation System for the Social Sector Development Schemes during the 11th Five Year Plan

9. Recognizing the need for strengthening monitoring and evaluation system for bringing about transparency, accountability and good

governance for effective service delivery, it was thought essential to find out suitable ways and means for strengthening the existing M&E system in the country by constituting a High Power Committee. Accordingly, a Steering Committee for Strengthening Monitoring and Evaluation System for the Social Sector Development Schemes during the 11th Five Year Plan was constituted in May, 2006 under the chairmanship of Prof. Abhijit Sen, Member, Planning Commission.

The first meeting of the Steering Committee was held on 26.6.2006 under the chairmanship of Prof. Abhijit Sen, Member, Planning Commission in which the Chairman emphasized the need for conducting independent evaluation and systematic monitoring of the programmes by those agencies which are equipped with professional skills. While highlighting the importance of availability of benchmark data for development programme against which the performance of implementation of the programmes could be measured, he reiterated the need for strengthening the evaluation capacity of both the Central and the State Government Evaluation Organisations for undertaking rigorous evaluation of the programmes during the 11th Five Year Plan. To cater to the increasing demand for evaluation of the programmes, he suggested that the research institutes of national repute should be involved in collection of credible evaluation information and generation of robust evaluation findings.

Besides, it was decided to constitute two sub-committees each under the chairpersonship of Dr. (Smt.) Renuka Viswanathan, the then Secretary, Department of Rural Development and Dr. S.S.Srivastava, Retd. Director General, Central Statistical Organisation (a) to study the evaluation capacity in Government and (b) to review the existing M&E systems in Social Sector Development Ministries respectively.

In all, seven meetings of the Sub-committees (three of Sub-committees on existing Evaluation systems in Social Sector Development Ministries and four of the Sub-committees on evaluation capacity in government) were convened in which detailed deliberations were held on the existing mechanism for monitoring and evaluation and their effectiveness in improving the service delivery system and the issues were identified for their inclusion in the reports of the respective Sub-committees.

On receipt of the reports of both the Sub-committees, the second meeting of the Steering Committee was held on 24.1.2007. The issues addressed and the recommendations made in the reports of the Sub-committees were discussed in the meeting. Subsequently, the report of the Steering Committee was drafted based on the aforesaid discussions. The third meeting of the Steering Committee was held on 18.05.2007 to discuss the draft report. Based on the deliberations of the meeting, the draft report was revised accordingly.

Strengthening monitoring and evaluation during Eleventh Five Year Plan

10. The main recommendations of the Steering Committee are included in the Eleventh Five Year Plan Document by highlighting that *along with scaling up of outlays for social sector schemes, there is a need to strengthen the Monitoring and Evaluation (M&E) systems, designs and structures. The Programme Evaluation Organisation (PEO) of the Planning Commission will be strengthened. The PEO will be made the nodal agency for co-ordinating the M&E activities of the various central ministries.*

Besides, it is also noted in the Plan Document that given the current weakness of PEO and the worse state of State Evaluation Organisations (SEOs), it is necessary during the Eleventh Plan to rejuvenate the existing organisations.

The Eleventh Five Year Plan has also identified the main weaknesses of M&E system in the country and suggested for suitable corrective action against each of the weaknesses which are as follows:

i) Lack of baseline data

The baseline data for many schemes/programmes are not available, which becomes a serious bottleneck in measuring the performance indicators of the programme outcome and impact.

New schemes should as far as possible be approved only after the baseline has been determined.

ii) Identification of inappropriate indicators

In almost all the cases, the process and outcome indicators of the programmes are not appropriately identified for collection of relevant information, which makes it difficult to attempt the meaningful analysis of the monitored data.

New schemes should indicate clearly the indicators that could be monitored.

iii) No follow up action on M&E results

There is an in-built mechanism introduced in each of the flagship programmes for earmarking certain percentage of total allocation of funds annually for monitoring and evaluation. Yet, there is a complete lack of follow-up action on the results of monitoring and evaluation of these programmes.

There should be a transparent data depository of results of in-house monitoring which could also be utilized by independent evaluators.

iv) No mechanism for data analysis

There is no in-built mechanism introduced in the programmes for making an analysis of the monitored information.

This aspect, including proper impact analysis of programme components utilizing results of pilots for the purpose, needs to be emphasized during the Eleventh Plan. For this, the outside government would need to be harnessed.

v) Improving the quality of evaluation

There has been an increasing emphasis on improving the quality of independent evaluation with robust findings for improving the design, implementation and impact of the schemes/programmes.

To improve the quality of evaluation, the Eleventh Five Year Plan Document has suggested that PEO and SEOs should develop networking with evaluation capacity that exists outside government. Besides, with the renewed importance attached to evaluation, a new central plan scheme, namely, strengthening evaluation capacity in government was introduced in the year 2006-07. The allocation for the scheme for the year 2007-08 is Rs. 26 crore which will be stepped up substantially in the Eleventh Plan for conducting quality evaluation of various programmes and projects which would address a broad range of issues relating to performance, economy, efficiency, sustainability and relevance of development intervention.

Plan Scheme for Evaluation

11. A Central Plan Scheme namely “Strengthening Evaluation Capacity in Government” was introduced in the year 2006-07 with a budgetary allocation of Rs. 8.55 crore. The budgetary allocation for this scheme in the year 2007-08 is Rs.26 crore. The main objective of the Scheme is to provide quick and useful evaluative information for planners / policy makers. Quality evaluation of various programmes and projects would not only bring improvement in public sector performance but also address a broad range of issues relating to economy, efficiency, effectiveness, sustainability

and relevance of public sector funding and development intervention.

Capacity Building

12. To develop evaluation capacity and increase knowledge about the application of evaluation tools and techniques, PEO in collaboration with United Nation Development Programme (UNDP) organized a “Technical Workshop on Improving Quality of Evaluation” on 25th and 26th July 2007 at New Delhi. The policy makers and evaluation practitioners from India and abroad participated in this workshop.

Besides, two training programmes for officers of Central Ministries/Departments, States and UTs on evaluation were organised by Indian Institute of Public Administration (IIPA) at Barapani,

Meghalaya in May, 2007 and at Ranchi by National Institute of Rural Development (NIRD) in June, 2007.

Prioritization of evaluation studies

13. The Development Evaluation Advisory Committee (DEAC) headed by Deputy Chairman, Planning Commission has prioritized 30 evaluation studies to be undertaken by PEO with its own resources and through outsourcing.

Status of Evaluation studies prioritized by DEAC :

14. The status of evaluation studies prioritized by DEAC in its meeting held on 17th January, 2007 is as follows:

Status of Evaluation Studies Prioritized by DEAC:

Sl. No.	Name of the Scheme	Status as on 15.03.08
1	Mid-day Meal Scheme	Data entry is in progress.
2	Rajiv Gandhi Vidyutikaran Yojana	Draft Report is under finalization.
3	National Rural Employment Guarantee Scheme	Draft Report is under finalization and expected to be completed by January, 2008.
4	National Rural Health Mission	Study design Prepared in-house by PEO. Process of outsourcing has been initiated.
5	Sarva Shiksha Abhiyan	Study is launched for field survey by PEO
6	Integrated Child Development Services Scheme	Process of conducting the study is in progress
7	Rural Roads	Orientation of the field staff was held in November 2007. Field work is in progress by PEO
8	Rural Housing	Preparation of Evaluation Design of the study is in progress.
9	Rural Drinking Water (Rajiv Gandhi Drinking Water Mission)	Study design is prepared in-house by PEO process of outsourcing has been initiated
10	Rashtriya Sam Vikas Yojana	Process of Outsourcing has been initiated

Status of other Studies in hand:

15. The following studies are at different stages of completion

Sl.No.	Name of the Scheme	Status of Evaluation Study
1	Western Ghats development programme and Hill Area Development programme	Field work is in progress for Western & Southern regions.
2	Construction of Hostels for SC Boys and Girls	Draft evaluation report is in progress.
3	Revised Long-term Action Plan for KBK Districts of Orissa	Draft report is under finalization.
4	Evaluation of Centrally Sponsored Schemes in 4 Districts of J. & K.	Final Report is under examination
5	National Scheduled Tribe Finance & Development Corporation (NSTFDC)	Final Report is under preparation
6	Decentralised Training Programme for Handloom Weavers	Final Report is under Preparation

Other Activities of PEO

16. In compliance with the decision taken by the Committee constituted by Planning Commission for approval of studies to be conducted by SER Division of the Planning Commission, PEO has been examining the study designs prepared by the sponsored Research Institutes. During the year 2007-08, study designs for 8 schemes were examined and comments of PEO on their methodology were communicated to SER Division.

Orientation Programmes organized by PEO

17. The organization of orientation programme is an essential task for conducting field work. The Project Directors of the studies are required to collect the background material on the schemes/programmes from the concerned Ministries/Departments for formulation of designs for

the studies. To make the field offices of PEO understand as to how to conduct the study in the field, orientation programmes are organized for comprehensive discussions. The following orientation programmes were organized by PEO during 2007-08:

- Orientation programme was organized for conducting the study on Western Ghats Development Programme and Hill Area Development Programme in September, 2007 at Thiruvananthapuram.
- Orientation programme was organized for conducting the study on Rural Roads in November, 2007 at the PEO Headquarters, New Delhi.
- Orientation Programme was organized for conducting the study on “Sarva Siksha Abhiyan” in January 2008 at New Delhi.

Lay out of Programme Evaluation Organisation at Field Level

Name of Regional Evaluation Office (REO)	Project Evaluation Office (PEO) attached to concerned REO	States/UTs falling under concerned REO/PEO
1	2	3
<p><u>I. Eastern Region</u> 1. REO, Kolkata</p>	<p>PEO, Guwahati & PEO, Bhubaneshwar</p>	<p>1. Arunachal Pradesh 2. Assam 3. Manipur 4. Meghalaya 5. Mizoram 6. Nagaland 7. Orissa 8. Sikkim 9. Tripura 10. West Bengal 11. A & N Islands</p>
<p><u>II. Northern Region</u> 2. REO, Chandigarh</p>	<p>PEO, Shimla</p>	<p>1. Haryana 2. Himachal Pradesh 3. Jammu & Kashmir 4. Punjab 5. Chandigarh 6. Delhi</p>
<p><u>III. Southern Region</u> 3. REO, Chennai</p>	<p>PEO, Thiruvananthapuram</p>	<p>1. Kerala 2. Tamil Nadu 3. Lakshadweep 4. Pondicherry</p>
<p><u>IV. South Central Region</u> 4. REO, Hyderabad</p>	<p>PEO, Bangalore</p>	<p>1. Andhra Pradesh 2. Karnataka</p>
<p><u>V. Central Region</u> 5. REO, Jaipur</p>	<p>PEO, Bhopal</p>	<p>1. Madhya Pradesh 2. Chhatisgarh 3. Rajasthan</p>
<p><u>VI. Northern Central Region</u> 6. REO, Lucknow</p>	<p>PEO, Patna</p>	<p>1. Bihar 2. Jharkhand 3. Uttar Pradesh 4. Uttaranchal</p>
<p><u>VII Western Region</u> 7. REO, Mumbai</p>	<p>PEO, Ahmedabad</p>	<p>1. Goa 2. Gujarat 3. Maharashtra 4. D&N Haveli 5. Daman & Diu</p>

Chapter 6

Vigilance Activities

1. The Vigilance Unit of the Planning Commission deals with all vigilance cases i.e., cases of corruption, mal-practices and lack of integrity in respect of Group 'A', 'B' and 'C' officers. It is also responsible for issuing vigilance clearance certificates at the time of promotion, forwarding of Applications for outside jobs/passports, relieving from the Planning Commission on transfer/retirement etc and advising the administration on other disciplinary cases which may be referred to it for advice.

2. Planning Commission being a non-public dealing department, scope for corruption, malpractices is very limited. During the period from April to December, 2007, complaints received

in the unit have been examined and disposed. Necessary advice has been tendered on the matter referred by the Administration Division.

Prevention of Sexual Harassment: -

3. In accordance with the guidelines and norms prescribed by the Hon'ble Supreme Court of India in the Public Interest Litigation WP No (CrI) 666-70 of 1992, a Complaints Mechanism Committee on Sexual harassment was constituted. Relevant provisions of the Conduct Rules on the subject were widely circulated in the Planning Commission. During the period April - December, 2007, one complaint was reported to the committee and the Committee submitted its report. DoPT is taking required action on the report.

Summary of the C&AG's Observations Made in its Reports for the year ended March, 2006

1. Report No. 1 of 2007.

Para 6.10 read with Appendix VI-D relates to Rush of Expenditure during the month of March, 2006 and last quarter of 2005-06.

- Total expenditure during the year under Major Head – 2245 – Relief on account of Natural Calamities (Sl. No. 123) was Rs.0.88 crore. The entire expenditure was incurred in the month of March, 2006 which was 100% of the total expenditure and 100% of the last quarter.
- The entire expenditure during the year under Major Head - 3475 – Other General Economic Services (at Sl. No.124) was Rs.18.39 crore out of which an expenditure of Rs.5.46 crore was incurred in the month of March, 2006 which was 30% of the total expenditure. The expenditure in last quarter was Rs.10.27 crore which was 56% of the last quarter.
- Total expenditure during the year under Major Head - 3601 – Grant-in-aid to State Governments (at Sl. No.125) was Rs.2.91 crore out of which an expenditure of Rs.1.71 crore was incurred in the month of March, 2006 which was 59% of the total expenditure. The expenditure in the last quarter was Rs.1.71 crore which was 59% of the last quarter.

Para 7.13 read with Table 7.5 relating to unspent provision were more than the supplementary grant/appropriation.

- During the financial year 2005-06 under Revenue Section (Voted) grant/appropriation no. 72 – Ministry of Planning has an original provision of Rs.106.80 crore, supplementary grant obtained was Rs.11.26 crore, actual disbursement was Rs.104.54 crore and unspent provision of Rs.13.52 crore has occurred (at Sl. No. 6).

Para 7.14 read with Table 7.6 relating to Statement showing unnecessary supplementary grant under sub-heads.

- During the financial year 2005-06 under Major Head/Sub-Head – 3451.00.101.02 – Programme Evaluation Organisation has an original provision of Rs.2.82 crore, Supplementary provision was Rs.0.14 crore, actual expenditure was 2.77 crore and unspent provision was Rs.0.19 crore (at Sl. No. 16).

Para 7.16 read with Appendix VII-F relates to Statement showing cases of unrealistic budgetary assumptions (Savings of Rupees two crore and above).

- During the financial year 2005-06 under Sub-Head – 2245.80.102.08 – Tsunami Rehabilitation Programme has a budget

provision of Rs.9.80 crore, actual disbursement was Rs.0.88 crore, unspent provision was Rs.8.92 crore which was 91% of the budget provision.

- During the financial year 2005-06 under Sub-Head – 3475.00.800.52 – 50th Year Initiative for Planning has a budget provision of Rs.10.12 crore, actual disbursement was Rs.4.62 crore, un-

spent provision was Rs.5.50 crore which was 54% of the budget provision.

2. Report No. 3 of 2007.

- Para 1.3 read with Appendix-VII indicates that as on 31st March, 2006, 2 Utilisation Certificates were outstanding in respect of grants amounting to Rs. 2.06 lakh released up to March, 2005 which were due by the 31st March, 2006.

