


**ANNUAL REPORT 2009-10**


# **ANNUAL REPORT 2009-10**



Government of India  
**Planning Commission**  
[www.planningcommission.gov.in](http://www.planningcommission.gov.in)

# ANNUAL REPORT

**2009-10**



सत्यमेव जयते

**Government of India  
Planning Commission  
New Delhi**

**Website : [planningcommission.gov.in](http://planningcommission.gov.in)**



## CONTENTS

<b>Chapter No.</b>	<b>Particulars</b>	<b>Pages</b>
Chapter 1	Role, Composition and Functions	1-4
Chapter 2	Economy and the Plan: An Overview	5-12
Chapter 3	The Plan	13-21
Chapter 4	Major Activities in the Planning Commission	22-155
4.1	Agriculture Division	22-34
4.2	Social Justice and Social Welfare Division	34-38
4.3	Bharat Nirman	38-39
4.4	Communication & Information	40-45
4.5	Development Policy Division	45-46
4.6	Education Division	46-48
4.7	Economic Advisory Council to the Prime Minister	48-49
4.8	National Knowledge Commission	50-50
4.9	Environment & Forests Division	50-53
4.10	Financial Resources Division	54-55
4.11	Health, Nutrition & Family Welfare Division	55-63
4.12	Housing and Urban Development Division	63-67
4.13	Industry Division	67-69
4.14	International Economics Division	69-72
4.15	Labour, Employment and Manpower Division	72-74
4.16	Multi Level Planning (MLP) Division	74-76
4.17	Plan Co-ordination Division	77-78
4.17.1	Plan Coordination	78-78
4.17.2	Parliament Section	78-78
4.18	Power and Energy Division	78-80
4.19	Project Appraisal and Management Division	80-85
4.20	Perspective Planning Division	87-87
4.21	Rural Development Division	87-88
4.22	Science and Technology Division	89-90
4.23	Secretariat for Committee on Infrastructure	91-99
4.24	Socio-Economic Research Division	99-107
4.25	State Plans Division	107-109
4.26	Development of North Eastern Region	109-111
4.27	Transport Division	111-113
4.28	Tourism Cell	113-113
4.29	Village and Small Enterprises	113-115
4.30	Voluntary Action Cell	115-115

<b>Chapter No.</b>	<b>Particulars</b>	<b>Pages</b>
4.31	Water Resources	115-128
4.32	Women & Child Development	128-131
4.33	Administration and Other Services	131-156
4.33.1	Administration	131-131
4.33.2	Career Management Activities	131
4.33.3	Organisation Method and Co-ordination Section	132
4.33.4	Hindi Section	132-133
4.33.5	Library and Documentation Center	133-134
4.33.6	National Informatics Center – Yojana Bhavan Unit	134-151
4.33.7	Departmental Record Room	152-152
4.33.8	Planning Commission Club	152-153
4.33.9	Welfare Unit	153-154
4.33.10	Charts, Maps & Equipment Unit	154-156
4.33.11	Right to Information Cell (C&I Division)	156-156
Chapter 5	Programme Evaluation Organisation	157-160
Chapter 6	Vigilance Activities	161
Annexure	C&AG's Audit Observations	162
Annexure	Organisation Chart of Planning Commission	163

## Chapter 1

### Role, Composition and Functions

1.1 Constituted in March, 1950 by a Resolution of the Government of India, the Planning Commission works under the overall guidance of the National Development Council. The Planning Commission in consultation with the Central Ministries and the State Governments formulates Five Year Plans and Annual Plans and oversees their implementation. The Commission also functions as an advisory planning body at the apex level.

#### FUNCTIONS

1.2 The following functions have been allocated to the Planning Commission as per the Government of India (Allocation of Business) Rules, 1961:

- (a) Assessment of the material, capital and human resources of the country, including technical personnel, and formulation of proposals for augmenting such of these resources as are found to be deficient.
- (b) Formulation of Plan for the most effective and balanced utilization of the country's resources.
- (c) Definition of stages in which the Plan should be carried out on a determination of priorities and allocation of resources for completion of each stage.
- (d) Determination of the nature of machinery necessary for the implementation of the Plan in all its aspects.
- (e) Identifying the factors which, are tending to retard economic development and determine the conditions which in view of current social and political situation, should be established for the successful execution of the Plan.
- (f) Appraise from time to time the progress achieved in the execution of each stage of the Plan and recommend adjustment of policies and measures that such appraisal may show to be necessary.
- (g) Public Co-operation in National Development.
- (h) Specific programmes for area development notified from time to time.
- (i) Perspective Planning.
- (j) Institute of Applied Manpower Research.
- (k) The overall coordination of the Pradhan Mantri Gramodaya Yojana.

**Note:** The overall coordination of the Pradhan Mantri Gramodaya Yojana (PMGY) will be the responsibility of the Planning Commission. However, overall management and monitoring of the individual sectoral programmes under PMGY will be the responsibility of the concerned nodal Ministry/ Department.

## COMPOSITION OF THE COMMISSION

Prime Minister of India is the ex-officio Chairman of the Planning Commission and the present composition of the Planning Commission is:

1.	Dr. Manmohan Singh, Prime Minister	Chairman
2.	Shri Montek Singh Ahluwalia	Deputy Chairman
3.	Shri Pranab Mukherjee, Minister of Finance	Member
4.	Shri Sharad Pawar, Minister of Agriculture and Consumer Affairs, Food and Public Distribution	Member
5.	Shri P.Chidambaram, Minister of Home Affairs	Member
6.	Km. Mamata Banerjee, Minister of Railways	Member
7.	Shri Ghulam Nabi Azad, Minister of Health & Family Welfare	Member
8.	Shri Kamal Nath, Minister of Road Transport and Highways	Member
9.	Shri Dayanidhi Maran, Minister of Textiles	Member
10.	Shri Kapil Sibal, Minister of Human Resource Development	Member
11.	Shri V.Narayanasamy, Minister of State for Planning and Parliamentary Affairs	Member
12.	Shri B.K.Chaturvedi	Member
13.	Prof. Abhijit Sen	Member
14.	Dr. (Ms.) Syeda Hameed	Member
15.	Dr. Saumitra Chaudhuri	Member
16.	Dr. Narendra Jadhav	Member
17.	Dr. Mihir Shah	Member
18.	Dr. K. Kasturirangan	Member
19.	Shri Arun Maira	Member

1.3 Deputy Chairman, Planning Commission is in the rank of Union Cabinet Minister, whereas all full-time Members (from S.No. 12 to 19 of the above composition) are in the rank of Union Minister of State.

1.4 The Prime Minister in his capacity as Chairman of the Planning Commission, participates and gives direction to the Commission on all major issues of policy.

1.5 The Deputy Chairman and the full time Members of the Planning Commission function as a composite body in the matter of detailed Plan formulation. They direct, guide and advise various Subject Divisions of the Commission in the exercises for preparing Approach Papers/ Documents leading to Five Year Plans and Annual Plans formulations/ Mid-Term Appraisals etc. Their expert guidance is also available to the Subject Division for monitoring and evaluating the Plan Programmes, Projects and Schemes.

1.6 The Planning Commission functions through several Subject Matter Divisions and a few Specialist Divisions. Each Division is headed by a Senior Level Officer of the level of Joint Secretary designated as Adviser or Additional Secretary designated as Senior Adviser or by a Secretary level officer designated as a Principal Adviser.

1.7 These Divisions fall under two broad categories:

- (i) Specialist Divisions which are concerned with aspects of the entire economy e.g. Financial Resources, Development Policy and Perspective Planning Division etc. and
- (ii) Subject Divisions e.g. Agriculture, Education, Health, Housing etc. which are concerned with specified fields of development in the related areas.

### **The Specialist Divisions functioning in the Planning Commission are :**

- (i) Development Policy and Perspective Planning Division
- (ii) Financial Resources Division, including State as well as Central Finances.
- (iii) International Economics Division,
- (iv) Labour, Employment and Manpower Division,
- (v) Plan Coordination Division,
- (vi) Project Appraisal and Management Division,
- (vii) Socio-Economic Research Unit
- (viii) State Plan Division,
- (ix) Multi Level Planning Division including Hill Area Development, Western Ghats, Development, Development and Reform Facility, Decentralised Planning etc.
- (x) Infrastructure Division [ as Secretariat of the Committee on Infrastructure]

### **The Subject Divisions are :**

- (i) Agriculture Division,
- (ii) Backward Classes and Tribal Development Division,
- (iii) Communication & Information Division,
- (iv) Education Division including Youth Affairs and Sports and Culture
- (v) Environment and Forests Division,
- (vi) Health, Nutrition & Family Welfare Division,
- (vii) Housing & Urban Development Division,



- (viii) Industry & Minerals Division,
- (ix) Power & Energy Division,
- (x) Rural Development Division,
- (xi) Science & Technology Division,
- (xii) Social Justice & Women's Empowerment Division,
- (xiii) Transport Division,
- (xiv) Village & Small Enterprises Division
- (xv) Voluntary Action Coordination Cell
- (xvi) Water Resources (including Water Supply) Division
- (xvii) Tourism Cell

Besides, the Planning Commission is also required to service various Committees and/or

address such specific issues as may be assigned to it from time to time.

1.8 The Programme Evaluation Organisation (PEO) is an integral part of Planning Commission with a responsibility to undertake evaluation studies to assess the impact of selected Plan Programmes/ Schemes in order to provide useful feedback to the Planners and implementing agencies. Apart from its Headquarters at Delhi, the PEO has seven Regional Evaluation Offices in a few State Capitals and eight field offices attached with them.

1.9. The Unique Identification Authority of India (UIDAI) has been constituted in January, 2009 as an attached office under aegis of Planning Commission. UIDAI shall have the responsibility to lay down plan and policies to implement UID Scheme, shall own and operate UID database and be responsible for its updation and maintenance on an ongoing basis. Headquarter of UIDAI is in Delhi and it has its Regional Offices in eight places.

## Chapter-2 Economy and the Plan- An Overview

### PERFORMANCE OF THE ECONOMY

2.1. The objective of faster growth envisaged in Eleventh Five Year Plan (2007-12) set a target of 9% annual average growth rate and was successfully achieved during the first year of the Plan (2007-08). The global financial crisis, severe fluctuations in international oil prices, strong inflationary pressures (inflation peaked at 12.8 % in August 2008 over same period of the previous year) in domestic economy have resulted in the deceleration of growth rate to 6.7% (at 1999-2000 prices) during 2008-09 with 1.6% growth in agriculture, 4.2% in industry and 10 % in services sector. However, during 2009-10, the factors like revival in IIP (Index of Industrial Production), increase in business confidence, impact of fiscal stimulus packages and revival in capital inflows etc. are indicating a sustained growth performance and a potential for faster recovery. The revival of financial markets is an indication of building of confidence of investors in the domestic market again. Visible signs of recovery are indicated by a significant growth in the manufacturing and services sector, surplus in net invisibles

led by buoyant remittances, return of capital inflows etc. The turnaround in the economy is visible in the latest estimates released by Central Statistical Organisation (CSO) indicating that the economy is regaining its momentum and would be able to outgrow the projections made for 2009-10.

2.2. The CSO has released the Quick estimates with a new series of national accounts statistics with base year 2004-05, in place of the previous series with base year 1999-2000. Table-2.1.1 gives the GDP growth rates at factor cost and at market prices during the first two years of the Eleventh Plan with both old (1999-00 base year) and new (2004-05 base year) series. GDP at market prices includes net indirect taxes (indirect taxes net of subsidies) over and above the GDP at factor cost. As per the advance estimates released by the CSO, the growth rate of GDP at factor cost (at constant 2004-05 prices) during 2009-10 is estimated at 7.2 percent as compared to the growth rate of 6.7 percent in 2008-09 showing a significant improvement over previous year.

**Table 2.1.1:  
Growth Rates of GDP at Factor Cost and GDP at Market Prices (%)**

Year	GDP at Factor Cost		GDP at Market Prices	
	Old Series (1999-00)	New Series (2004-05)	Old Series (1999-00)	New Series (2004-05)
Eleventh Plan Target	9.0	9.0	9.0	9.0
2007-08	9.0	9.2	9.1	9.6
2008-09 (QE)	6.7	6.7	6.1	5.1
2009-10 (AE)	-	7.2	-	6.8

QE= Quick Estimates AE= Advance Estimates

### Savings and Investment Rate

2.3. The Eleventh Plan has set an ambitious target for the savings and investment rate at 34.8% and 36.7% respectively after experiencing a rising level of the domestic savings as well as investment as percentage of GDP during the Ninth and Tenth Plan (Table 2.1.2). With an Incremental Capital Output Ratio (ICOR) of 4.1 this investment rate would support the Eleventh Plan GDP growth target of 9%. The savings and investment rate realized during the first year (2007-08) of Eleventh Plan has already surpassed the target. However, there is a deceleration in both the savings and investment rate during the year 2008-09. Notwithstanding that, the rates have been higher than the Tenth Plan Average and there is an indication of faster recovery in the economy at the time of global financial crisis.

**Table 2.1.2:**  
**Savings and Investment Rate**  
(As % of GDP)

Year	Savings Rate	Investment Rate
Ninth Plan	23.6	24.3
Tenth Plan (Average)	31.54	31.46
Eleventh Plan-Target	34.8	36.7
2007-08	36.4	37.7
2008-09(QE)	32.5	34.9

QE=Quick Estimates

### Composition of Savings

2.4. Gross Domestic Savings (GDS) are divided into public and private savings. Public sector savings consist of the savings of the government departments (Centre and States) and public sector undertakings. Private savings consist of household savings, including direct investment by households, and corporate sector savings. The rise in savings in the year 2007-08 has been contributed by all sectors with household sector being the main contributor to domestic savings. The increase in public savings has occurred mainly due to an increase in savings of non-departmental enterprises, small increase in savings of departmental enterprises and a significant reduction in dis-savings of government administration. The implementation of the Fiscal Responsibility Budget Management Act (FRBM), and the fiscal and revenue deficit targets for 2008-09 adopted therein, helped introduce an element of fiscal discipline in the government sector. The buoyancy in tax revenues arising out of the high income growth combined with improvements in tax administration contributed to improved government savings in 2007-08 and it surpassed the target fixed in the Eleventh Plan.

However, there has been a fall in the domestic savings during 2008-09 mainly due to the fall in the rate of public sector saving. Table-2.1.3 gives the composition of savings by public and private sectors.

**Table 2.1.3:**  
**Composition of Savings**

(As % of GDP)

Year	Household Sector	Private Corporate Sector	Public Sector	GDS
2006-07	22.9	8.0	3.6	34.4
Eleventh Plan-Target	23.0	7.3	4.5	34.8
2007-08	22.6	8.7	5.0	36.4
2008-09(QE)	22.6	8.4	1.4	32.5

QE: Quick Estimates

2.5. Corporate savings which have been especially buoyant reflecting the strong output growth and financial performance of the private sector till 2007-08 moderated for the subsequent year to 8.4% due to change in global economic outlook and performance.

### Composition of Investment

2.6. There is a structural change in the pattern of investment in the economy reflected by a change in the relative shares of public and private investment in aggregate

investment. The composition of investment between public and private sector shifted in favour of private investment. The share of public sector investment in total investment declined from 29% in the Ninth Plan (1997-2002) to 22.3% during the Tenth Plan (2002-07). The Eleventh Plan aims at increasing the level of total investment at an average rate of 36.7% in the entire plan period in order to maintain a high growth trajectory. Table-2.1.4 gives the total investment and public investment rates.

**Table 2.1.4:**  
**Composition of Investments**

Years	Total Investment	Private Investment	Public Investment	Public Investment (as % of Total Investment)
	(% of GDP)			
Ninth Plan (1997-2002)	24.3	17.3	7.0	29.0
Tenth Plan (2002-07)	34.2	26.6	7.6	22.3
Eleventh Plan(Target) (2007-12)	36.7	28.7	8.0	21.9
2007-08	37.7	28.8	8.9	23.7
2008-09 (QE)	34.9	25.5	9.4	27.0

QE- Quick Estimates

2.7 During the first two years of Eleventh Plan, public sector investment has increased and surpassed the target fixed in the Plan. The share of public sector investment in total investment increased from 23.7% in 2007-08 to 27% in 2008-09. However, the share of private investment has declined substantially reflecting an adverse impact of global slowdown on the private sector investment.

### Growth and Sectoral Output

2.8. The Eleventh Five Year Plan (2007-12) aims at achieving an average growth rate of 9 %, with target growth rate of 4% per year in the agricultural sector, 10 to 11% per year in the industrial sector and 9 to 11% per year in the services sector. During the first year of the Eleventh Plan (2007-08) the growth rate of GDP is estimated at 9.2% with 4.7% growth

in agriculture, 8.2% in industry and 10.6% in services. The growth rate of 2007-08 has been well on the mark as expected. However, there has been a deceleration in the growth rate in the Indian Economy on account of global slow down and negative growth rate in the agriculture sector due to drought like situation during 2008-09. Table-2.1.5 indicates Sectoral growth performance of the economy.

**Table 2.1.5:**  
**Sectoral Growth Rates (in %)**

(At Factor Cost, 2004-05 prices)

Year	Agriculture	Industry	Services	GDP
Eleventh Plan (Target)	4.0	10-11	9-11	9.0
2007-08	4.7	8.2	10.6	9.2
2008-09 (QE)	1.6	3.7	10.5	6.7
2009-10 (AE)	-0.2	8.1	8.8	7.2

QE= Quick Estimates AE = Advance Estimates

2.9. In the first year of the Eleventh Plan agriculture sector recorded a high growth rate of 4.7% whereas growth rate of industrial sector was lower vis-à-vis the target. The growth rate in agriculture decelerated to 1.6% in 2008-09 due to drought like situation in the country and continues to remain an area of concern in 2009-10 as well. The industrial growth rate declined substantially from 8.2% in 2007-08 to 3.7% in 2008-09. However, the growth in industry in 2009-10 is improved to 8.1% over 2008-09. The services sector which exhibited consistent performance in the first two years of Eleventh Plan may not be able to sustain the momentum in 2009-10 due to the global slowdown in economic activity.

2.10. The growth rate of per capita income measured in terms of per capita net national product at factor cost was 5.0 in the year 2008-09, as against 8% achieved in the year 2007-08. As per the advance estimates by CSO, the growth rate of per capita income is estimated to be 5.4% for 2009-10.

2.11. The aggregate growth rate of the economy is characterized by substantial inter-regional variations. During the year 2008-09, the States which have grown faster than the national average are Bihar, Haryana, Chhattisgarh, Manipur, Sikkim, Orissa, Rajasthan and Uttarakhand. Annexure-2.1 provides states-

wise growth performance during the Tenth Plan, state wise growth target for Eleventh Plan and annual growth rate (2007-08 and 2008-09) of specific States as per latest available statistics.

### Fiscal Performance

2.12. In conformity with the fiscal restructuring recommended by FRBM, the fiscal deficit is required to be contained within 3 % of GDP for the Centre and 3% of GSDP for each of the State governments, which have enacted FRBM legislation. All the State governments except for West Bengal and Sikkim have enacted FRBM legislation. This has resulted in substantial improvement in both Gross Fiscal Deficit and Revenue Deficit during the Tenth Plan. The combined fiscal deficit of the Centre and States declined from 9.6% of GDP in 2002-03 to 5.6% in 2006-07, and further to 5.3% in 2007-08. To counter the impact of global meltdown on the domestic economy, the government declared three fiscal stimulus packages to boost the demand. This fiscal stimulus packages amount to 3.5% of GDP at current market prices for 2008-09. Given the current economic situations, combined fiscal deficit rose to 8.9% of GDP. The combined revenue deficit of the Centre and States declined from 6.6% of GDP in 2002-03 to 1.3% in 2006-07 and further to 0.9% in 2007-08. The combined revenue deficit for the year 2008-09 has increased to 5.5% of GDP.

**Table 2.1.6:**  
**Trends in Centre and State Government's Deficit**

(As % of GDP)

Year	Centre		State	
	Fiscal deficit	Revenue deficit	Fiscal deficit	Revenue deficit
2002-03	5.9	4.4	4.1	2.3
2003-04	4.5	3.6	4.4	2.3
2004-05	4.0	2.4	3.4	1.2
2005-06	4.1	2.5	2.5	0.2
2006-07	3.4	1.9	1.9	-0.6
2007-08	2.7	1.1	2.3	-0.5
2008-09 (RE)	6.0	4.4	2.7	-0.1
2009-10 (BE)	6.8	4.8	-	-

**Note:** For State finances, budget numbers are Budget Estimates for 2008-09, and RE for 2007-08.  
RE=Revised Estimates, BE= Budget Estimates



2.13. Table-2.1.6 indicates the fiscal performance of States and Centre for the last few years. The fiscal deficit of the Central Government has improved substantially from 5.9% of GDP in 2002-03 to 2.7% in 2007-08. The revenue deficit of the Central Government declined from 4.4% of GDP to 1.1% during the same period. However, the need for countering the impact of global recession on Indian economy through provision of fiscal stimulus pushed the fiscal deficit and revenue deficit of the Central government up to 6% and 4.4% of GDP respectively in 2008-09 (RE).

2.14. The fiscal consolidation effort by the State governments along with implementation of Twelfth Finance Commission (TFC) award improved the fiscal deficit of the States from 4.1% of GDP in 2002-03 to 2.3% in 2007-08 (RE), but increased to 2.7% in 2008-09 (BE) against the backdrop of limited fiscal space because of reduction in CENVAT and service tax rates (Table 2.1.6). The revenue deficit of the States has been eliminated completely by 2006-07 and all States are experiencing surplus in revenue account since then. This has been made possible primarily through a dual measure of higher tax collection and containment of non-plan revenue expenditure.

2.15. The total expenditure of Central government declined from 16.84% of GDP in 2002-03 to 14.4% in 2007-08. However, the total expenditure increased to 16.16% in 2008-09

(RE) on account of implementation of Sixth Central Pay Commission recommendations, increase in food subsidies and higher interest payments due to larger fiscal deficits. This expenditure would further increase to 16.56% in 2009-10 (BE). Total expenditure of all states declined from 17.13% of GDP in 2002-03 to 16.67% in 2007-08 (RE). Decline in government expenditure under State finance is accounted for by significant cut in states non-plan expenditure from about 13.52% of GDP in 2002-03 to 11.29% of GDP in 2007-08 (RE). State plan expenditure during this period has increased from 3.61% of GDP to 5.39% of GDP in 2007-08 (RE). Budget estimates for 2008-09 brings down the total state government expenditure to 16.45% of GDP.

2.16. On the receipt side, the gross tax revenue of Central government improved significantly from 8.8% of GDP in 2002-03 to 12.6% of GDP in 2007-08 (Table 2.1.7). However, the tax revenue came down to 11.3% in 2008-09(RE) and is expected to be at 10.4% of GDP in 2009-10(BE). The Centre's non tax revenue declined from about 2.2% of GDP in 2007-08 to 1.7% in 2008-09(RE). The receipts on account of non tax revenue are expected to increase in 2009-10 (BE) at 2.3% of GDP. The State government's own tax revenue increased during this period from 5.8% of GDP to 6.2%. Non-tax revenue of the states exhibited an increase from 3.3% of GDP to 3.9% during 2002-03 to 2008-09.

**Table 2.1.7:**  
**Trends in Revenue of Centre and State Government**

(As % of GDP)

Years	Tax Revenue		Non-Tax Revenue	
	Gross Tax Revenue of Centre	Own Tax Revenue Of States	Centre	States
2002-03	8.8	5.8	2.9	3.3
2003-04	9.2	5.8	2.8	3.2
2004-05	9.7	6.0	2.6	3.3
2005-06	10.2	5.9	2.1	3.5
2006-07	11.5	6.1	2.0	3.8
2007-08	12.6	6.2	2.2	3.9
2008-09 (RE)	11.3	6.2	1.7	3.9
2009-10(BE)	10.4	-	2.3	-

**Note:** For State finances, budget numbers are Budget Estimates for 2008-09, and RE for 2007-08.

2.17. The total outstanding liability of Central Government has declined from 63.5% of GDP in 2002-03 to 56.25 % in 2008-09 (RE) with a marginal increase to 56.70% in 2009-10 (BE). Similarly, aggregate liability of all States together is estimated to have declined from 32.0% in 2002-03 to 28.4% in 2007-08 (RE) and again to 27.4% of GDP in 2008-09 (BE).

### External Sector Performance

2.18. Exports are projected to increase at around 20% per year in US \$ terms during Eleventh Plan. The export to GDP ratio is estimated to increase from 13.9% in 2006-07 to 22.5% by the end of 2011-12. As per the information available from Reserve Bank of India (RBI), the value of export was US \$ 166.2 billion during 2007-08 as compared to US \$ 129 billion in 2006-07, recording a growth of 28.9%. The value of export for the year 2008-09 was US \$ 175.2 billion with a growth rate of 5.4% indicating the strong negative impact of slowdown in world economic activity on Indian exports.

2.19. The imports are projected to increase at an average rate of 23% over the Eleventh Plan period. The value of imports during 2007-08 was US \$ 258 billion recording an annual growth of 35.4% as compared to 21.8 % in 2006-07. The value of imports was US \$ 294.6 billion for the year 2008-09 recording a growth of 14.3%. The POL (Petroleum, Oil and Lubricants) imports for the same period registered growth rate of 14.6% as compared to 39.4% in 2007-08. The non-oil imports grew at 16.5% as compared to 33.6% in the previous year. This deceleration in growth of imports is largely due to lower international crude oil prices, slowdown of economic activity across the globe and high base effect.

2.20. The merchandise trade deficit has been increasing since 2006-07 from US \$ 64.9 billion to US \$ 108.8 billion in 2008-09. In

other words, the trade deficit registered a sharp increase and it was estimated at 9.4% of GDP as compared to 7.5% of GDP in 2007-08. India's current account deficit (CAD) stood at US \$ 29.8 billion in 2008-09 (2.6% of GDP) as compared to US \$ 17.0 billion (1.5% of GDP) in 2006-07. This increase in CAD is attributed to combined effect of world recession and deceleration in world trade.

2.21. The net inflows of Foreign Direct Investment (FDI) to India during 2008-09 are US \$ 17.5 billion as compared to US \$15.5 billion in 2007-08. The FIIs registered a net outflow of US \$15 billion in 2008-09 as compared to net inflow of US \$20.3 billion in 2007-08. Other components of capital accounts are external commercial borrowings, external assistance, NRI deposits and other capital. The net capital flows (inflows minus outflows) during 2007-08 stood at US \$108 billion as compared to US \$45.8 billion in 2006-07. However, the net capital flows declined drastically to stand at US \$ 9.1 billion only in 2008-09.

2.22. India's external debt stood at US \$ 229.9 billion as on end March 2009, i.e. a rise of 2.4% over the previous year. The total external debt was US \$ 224.6 billion at end March 2008. This comprised US \$ 180.5 billion long-term debt and US \$ 49 billion short-term debt. The total debt to GDP ratio has been on the rise since 2005-06. It has increased from 18.1% as on end March'2007 to 22% as on end March'2009. The debt service ratio declined to 4.6% for the year 2008-09 as compared to 4.8% for the year 2007-08. The US dollar continued to be the leading currency (56.5%) for denomination of India's total external debt.

2.23. The Foreign Exchange Reserves (including gold, SDRs and Reserve Tranche Position with IMF) have been increasing continuously overtime and amounted to US \$ 309.7 billion by end of March 2008. However, the reserves declined sharply to US \$ 252.9

billion by end of March 2009. This level of reserves is equivalent to an import cover of 10.3 months at end March 2008.

### Price Stability

2.24. The average annual inflation during the Tenth plan, measured by the rise in the Wholesale Price Index (WPI) was moderate at 5%, despite the oil price rise in excess of 40% per year in the third and fourth year of the Tenth plan. The WPI based inflation measured 4.7% in the first year of the Eleventh plan (2007-08) as compared to 5.4% in the year 2006-07. The Wholesale Price Index (WPI) varied in a wide range from a maximum of 12.82 per cent in August 2008 to a minimum of 1.20 per cent in March, 2009 during the last financial year. The financial year 2009-10 has started with headline inflation of 1.31 per cent in April 2009 and moved to negative zone during June to August, 2009 in the range of -0.17 per cent to -1.01 per cent. Thereafter, it has returned to positive zone and reported to be 1.34 per cent in October, 2009. The annual rate of increase in prices measured on the basis of Consumer Price Index for Industrial Workers (CPI-IW) and Agriculture Labourer (CPI-AL) were 6.1% and 7.5% respectively for the year 2007-08. These have increased further to 9.1% and 10.6% respectively for the year 2008-09.

### Poverty Estimates for 2004-05

2.25. On the basis of National Sample Survey (NSS) data on consumer expenditure of 61st Round (July 2004 to June 2005), the poverty ratio at the national level is estimated as 28.3 percent in the rural areas, 25.7 percent in the urban areas and 27.5 percent for the country as a whole in 2004-05 using Uniform Recall Period (URP, in which the consumer expenditure data for all the items are collected from 30-day recall period) and 21.8 percent in the rural areas, 21.7 percent in the urban areas and 21.8 percent for the country as a whole using Mixed

Recall Period (MRP, in which the consumer expenditure data for five non-food items, namely, clothing, footwear, durable goods, education and institutional medical expenses are collected from 365-day recall period and the consumption data for the remaining items are collected from 30-day recall period). The poverty estimates in 2004-05 based on URP consumption (27.5 percent) is comparable with the poverty estimates of 1993-94, which was 36 percent. The poverty estimates in 2004-05 based on MRP consumption (about 21.8 percent) is roughly (but not strictly) comparable with the poverty estimates of 1999-2000, which is 26.1 percent. The comparable poverty estimates based on URP consumption distribution and MRP consumption are given in Table-2.1.8 and Table-2.1.9 respectively.

**Table 2.1.8:**

#### Comparison of Poverty Estimates Based on Uniform Recall Period

(in percent)

	1993-94	2004-05
<b>Rural</b>	37.3	28.3
<b>Urban</b>	32.4	25.7
<b>Total</b>	<b>36.0</b>	<b>27.5</b>

**Table 2.1.9:**

#### Comparison of Poverty Estimates Based on Mixed Recall Period

(in percent)

	1999-2000	2004-05
<b>Rural</b>	27.1	21.8
<b>Urban</b>	23.6	21.7
<b>Total</b>	<b>26.1</b>	<b>21.8</b>

2.26. The poverty estimates given in Table-2.8 and Table-2.9 permit a comparison between 1993-94 and 2004-05, estimated from URP consumption distribution and between 1999-2000 and 2004-05 for MRP consumption distribution. Both the comparisons show a decline and the decline is at the same rate over both the periods—0.8 percentage points per annum.



## Annexure-2.1

## Real Growth Rate of GSDP at 1999-00 Prices (in percent)

Sl. No.	States	X <sup>th</sup> Plan (CAGR*)	XI <sup>th</sup> Plan (Target)	2007-08 (Annual Growth)	2008-09 (Annual Growth)
1	2	3	4	5	6
1.	Andhra Pradesh	7.39	9.50	10.62	5.53
2.	Arunachal Pradesh	5.80	6.40	3.74	NA
3.	Assam	5.7	6.50	6.06	6.04
4.	Bihar	7.87	7.60	8.04	11.44
5.	Jharkhand	7.56	9.80	6.18	5.52
6.	Goa	9.32	12.10	11.14	NA
7.	Gujarat	10.40	11.20	12.79	NA
8.	Haryana	8.99	11.00	9.35	8.02
9.	Himachal Pradesh	7.68	9.50	8.59	NA
10.	J & K	5.59	6.40	6.28	NA
11.	Karnataka	5.98	11.20	12.92	5.08
12.	Kerala	8.74	9.50	10.42	NA
13.	Madhya Pradesh	3.80	6.70	5.25	NA
14.	Chattisgarh	9.01	8.60	8.63	7.69
15.	Maharashtra	8.29	9.10	9.18	NA
16.	Manipur	5.78	5.90	6.77	7.13
17.	Meghalaya	5.81	7.30	5.2	NA
18.	Mizoram	6.44	7.10	5.54	6.44
19.	Nagaland	NA	9.30	NA	NA
20.	Orissa	8.47	8.80	5.85	6.74
21.	Punjab	5.07	5.90	6.54	6.26
22.	Rajasthan	5.41	7.40	7.33	7.12
23.	Sikkim	7.97	6.70	7.4	8.00
24.	Tamil Nadu	7.53	8.50	4.41	4.55
25.	Tripura	7.58	6.90	NA	NA
26.	Uttar Pradesh	5.24	6.10	7.16	6.46
27.	Uttarakhand	9.45	9.90	9.37	8.67
28.	West Bengal	6.51	9.70	7.74	NA
<b>All-India GDP(99-00 base)</b>		<b>7.78</b>	<b>9.00</b>	<b>9.01</b>	<b>6.70</b>

Source: XIth Plan (Target)-Eleventh Five Year Plan Document compiled by CSO as on 09.02.2009

\* CAGR- Compound Annual Growth Rate

## Chapter-3 The Plan

Annual Plan 2009-10 allocations have been made keeping in view the objectives and strategies outlined in the Approach Paper to the Eleventh Five Year Plan for faster and more inclusive growth. Accordingly, special attention has been paid to Agriculture, Education, Health, Rural Development, Women & Child Development, SC/ST/Minorities, Urban Development, Infrastructure (Irrigation, Road and Power), Science & Technology. While determining the allocations for the Central Sector, Planning Commission has also considered the needs of the ongoing Major programmes including Flagship and Bharat Nirman. Emphasis on physical infrastructure, higher education and Science & Technology will expand the production base of the economy and enhance economic growth thereby providing employment and generating resources. Emphasis on primary education, health and other basic essential services will not only ensure that the benefit of growth are evenly spread but will also make an attempt to mitigate the perception of the masses of being excluded from the growth process.

### 3.1 Background to the Annual Plan 2009-10

(1) The Annual Plan 2009-10 was prepared on the basis of following directions/guidelines given to all Central Ministries/Departments for the preparation of the plan proposals:

(i) Every Ministry /Deptt. to outline their “Core Plan” and sectoral priorities keeping in view the overall priorities and objectives outlined in the National

Common Minimum Programme (NCMP), so that the available resources could be used in the most judicious and economically efficient manner.

- (ii) ZBB exercise for all schemes to be given utmost importance by every Central Ministry/Department. This is necessary to prevent a mismatch between the requirement of funds and the Plan allocations and to focus on achievement of desired physical targets rather than financial allocation.
- (iii) 2009-10 is the third year of the Eleventh Plan. Thus, in the Annual Plan 2009-10, only those ongoing programmes/ projects were to be included which were in the public interest and could not be scrapped without significant implications on the economy. Preliminary feasibility study has already been carried out which would reflect the significance of such programmes/projects included in the Annual Plan 2009-10.
- (iv) To improve the quality of implementation of development programmes, emphasis was laid on converting financial outlays into outcomes. The target of intermediate output/ outcome of the Plan programmes/ schemes implemented by Ministry/ Department to be worked out and the achievement of the targets with respect to quantifiable deliverables be assessed in the lines of the Outcome Budget documents.

- (v) Inputs emerging from the half yearly performance review meetings and the findings of qualitative assessment on the achievements of quantifiable deliverables vis-à-vis their targets to be considered and evaluated while arriving at the Plan allocation for 2009-10.
- (vi) Every Ministry/Deptt. to include the proposed/likely EAPs in their respective Annual Plan proposal in order to integrate the Externally Aided Projects (EAPs) and direct funded projects (i.e. outside the budgetary flows). This will enhance the effectiveness of the planning process and the allocation of budgetary resources across the activity lines.
- (vii) In pursuance to Prime Minister's initiative for the North-Eastern region, all Central Ministries/ Departments to earmark at last 10% of the budget for the North-East (except those specifically exempted).
- (viii) Need to encourage public-private partnership in promoting infrastructure to leverage public funds, ensure better value of money and to improve the quality of service delivery, particularly, delivery of social services like health care, primary education, provision of quality transportation facilities in the form of roads, railroads, ports and airports and safe drinking water and sanitation.
- Ensuring adequate funding of the flagship programmes (including all components of Bharat Nirman) of the government;
  - Prioritization of funding to Department of Atomic Energy, Department of Biotechnology and Department of Information Technology.
  - Ensuring adequate flow of funds to Agriculture (including Animal Husbandry and Water Resources), Health and family elfare, Secondary Education and Rural Development.

### 3.2 Highlights of Budgetary Allocation of Annual Plan 2009-10

3.2.1 The Plan allocations for the Annual Plan 2009-10 have been made keeping in view the goals and objectives outlined in the National Common Minimum Programme of the Government. In particular, the following were the priorities in determining the Central Plan allocation:

3.2.2. With about half of the rural population still dependent on agriculture for their livelihood, the objective of inclusive growth cannot be realized without revitalizing Agriculture. Accordingly, the 11<sup>th</sup> Plan places high priority to redress the issues and challenges in the agricultural sector. Thus, the Department of Agriculture & Cooperation witnessed an increase of 4.14 percent (over 2008-09 BE) in their annual plan outlay for making adequate provision for National Horticulture Mission (Rs. 1100 crore), Micro Irrigation (Rs. 430 crore), Rainfed Area Development programme (Rs. 138 crore) and Macro management of Agriculture (Rs. 950 crore). Similarly, Department of Agricultural Research & Education was provided plan outlay of Rs. 1,760 crore to completely reorient/re-engineer the technology generation to address location specific requirements and also to improve KVK linkages with field dissemination programmes so as to bridge the knowledge deficit. The outlay for the Department of Animal Husbandry & Dairying has been raised by 10% to Rs. 1,100 crore primarily for increasing per capita availability of milk, egg, meat and fish and also for intensifying R& D efforts for breed improvement and disease control.

3.2.3. Education is the greatest equalizer as it enables the masses to participate in the growth process. Thus, the Department of School

Education & literacy was allocated Rs.26,800 crore primarily to meet the requirements of programmes namely, Sarva Shiksha Abhiyan (SSA) & Mid Day Meal (MDM). The focus is on bringing drastic reduction in dropouts and improving the quality of elementary education. An allocation of Rs. 13,100 crore (including Rs. 1,166.08 crore for North-Eastern Region) has been made for Sarva Siksha Abhiyan. In addition, Kendriya & Navodaya Vidyalayas will be expanded. The National Programme of Nutritional Support to Primary Education, popularly known as Mid-Day Meal (MDM) scheme, has emerged as the world's largest school programme for primary and upper primary children. With the success achieved at primary stage, the scheme has been extended to the upper primary stage in 3,479 educationally backward blocks from 1st October, 2007. The programme covers children up to upper Primary level (from class I to VIII) in all areas across the Country from 2008-09. Consequently, an outlay of Rs 8000 crore has been provided for MDM scheme including Rs.800 crore for NE and Sikkim for the year 2009-10.

3.2.4. The Knowledge Services sector has emerged as a major growth engine in our economy. However, the severe skill shortage is acting as constraints in our ability to gain and maintain competitive advantage in this area. Hence, 11th Plan has stressed upon the need to revamp our existing educational system focusing on "expansion, inclusion and excellence". Accordingly, the Department of Higher Education has been provided an outlay of Rs. 9,600 crore for 2009-10.

3.2.5. The Oversight Committee on Reservation for OBCs (Moily Committee), based on the principle of "expansion, inclusion and excellence" has proposed 54% expansion in Central Universities, IIMs, IIT/NIT's and engineering / medical / agricultural institutions for providing 27% reservations to OBCs.

3.2.6. The Ministry of Human Resource Development, Ministry of Health and Family Welfare, Department of Science & Technology, Department of Scientific and Industrial Research and Department of Agricultural Research & Education have been provided Rs. 36, 400 crore, Rs. 19, 534 crore, Rs. 1, 775 crore, Rs. 1350 crore and Rs. 1, 760 crore, respectively during 2009-10.

3.2.7. The 11<sup>th</sup> Plan focuses on a comprehensive strategy for better health & ensures substantial improvement in health indicators such as maternal mortality, infant mortality, total fertility rate and anemia particularly among pregnant women. Accordingly, the plan outlay for Ministry of Health & Family Welfare has been raised by 18.44% to Rs. 19,534 crore. It includes provision of Rs. 14,127 crore for National Rural Health Mission (NRHM). NRHM is expected to address the gaps in the provision of effective health care to rural population with special focus on 18 states, which have weak public health indicators or weak infrastructure. It aims at effective integration of health concerns with determinants of health like safe drinking water, sanitation and nutrition through integrated District Plans for Health. There is a provision for flexible funds so that the States can utilize them in the areas they feel are important. The plan outlay for the Department of AYUSH is Rs. 734 crore for 2009-10.

3.2.8. Safe drinking water is essential to reduce the incidence of disease and for checking malnutrition. Sanitation is also an essential component of any health intervention and strategy. Hence, the total outlay for the Department of Drinking Water Supply has been raised by 8.24% to Rs. 9,200 crore (from Rs. 8,000 crore in 2008-09) for Rural Drinking Water in the year 2009-10. Rs.1200 crore has been provided for Total Sanitation Campaign for 2009-10.

3.2.9. The plan allocation for Department of Women & Child Development has been raised by 2.08% to Rs. 7,350 crore for 2009-10, with a view to making adequate provision for Integrated Child Development Scheme (ICDS). The ICDS is aimed at improving the nutritional and health status of the young children especially the girl child in the age group of 0-6 years and pregnant & lactating mothers. The budgetary allocation of Rs. 6, 705 crore for ICDS includes integrated package of health, nutrition and education services to children up to six years of age, pregnant women and nursing mothers viz supplementary nutrition, immunization, health check-up, referral services, nutrition & health education and non-formal pre-school education.

3.2.10. The total outlay to the Department of Rural Development has been enhanced by 79.66% to Rs. 69,170 crore for making adequate provision for flagship schemes of Self Employment, Wage Employment, Rural Housing and Rural Connectivity. NREGP, initially launched in 200 districts, has been extended to all the districts in the country. The central plan outlay for National Rural Employment Guarantee Programme is Rs. 39,100 crore. Rural roads are critical infrastructure for promoting socio-economic development in rural areas and accordingly an allocation of Rs. 12,000 crore (an increase of 59.36%) has been provided to Pradhan Mantri Gram Sadak Yojana (PMGSY). Recognizing the importance given in the National Common Minimum Programme, the gross budgetary support to Indira Awas Yojana (IAY) has been enhanced by 69.26% to Rs. 8,800 crore. The plan outlay of Rs. 2,350 crore (including Rs. 236 crore for North- Eastern Region and Sikkim) has been announced for Swarna Jayanthi Gram Swarozgar Yojana (SGSY) for the year 2009-10.

3.2.11. The 11<sup>th</sup> Plan pays special attention to the needs and requirements of the SCs, STs and minorities and other excluded groups to bring them at par with the rest of society. Accordingly, the outlay for the Ministry of Social Justice & Empowerment, Ministry of Tribal Affairs and Ministry of Minority Affairs has been raised to Rs. 2,500 crore, Rs. 805 crore and Rs. 1,740 crore, respectively.

3.2.12. The main constraint in the rapid economic growth is the inadequacy of infrastructure and its quality. Accordingly, the budgetary allocation of Rs. 7,000 crore has been provided for Rajiv Gandhi Grameen Vidyutikaram Yojana (RGGVY). This is aimed at providing access to electricity in all un-electrified villages and connecting all BPL households. The financial year 2009-2010 being the last year of the mandate, implementation of the programme needs to be accelerated to achieve the Bharat Nirman Targets. Further, development of the renewable sources of energy can also help in tackling the scarcity of electricity and energy supply. Hence, Ministry of New and Renewable Energy Sources has been provided Rs. 1346.78 crore inclusive of Rs. 726.78 crore as IEBR. Improvement in the quality of transport infrastructure is an essential pre-requisite for high economic growth. High transaction costs arising from an inadequate and inefficient transport sector can prevent the economy from realizing its full growth potential regardless of progress on other fronts. Hence, the outlay to Department of Road Transport & Highways, Ministry of Civil Aviation & Department of Shipping has been enhanced to Rs. 20,450 crore, Rs. 12,164.76 crore and Rs. 5,098.71 crore, respectively.

3.2.13. The budgetary allocation for Ministry of Urban Development is Rs. 5,284.15 crore inclusive of a sum of Rs. 2,224.15 crore through IEBR. The plan allocation for the Ministry of Housing & Urban Poverty Alleviation is



Rs. 7,579.83 crore mainly for making adequate provision for Swaran Jayanti Shahari Rozgar Yojana). The scheme has assumed importance in view of the need for accelerated employment generation in urban areas. An Allocation under Jawaharlal Nehru National Urban Renewal Mission is (JNNURM) stepped up by 87.69 per cent to Rs.12, 887 crore in B.E. 2009-10 over B.E. 2008-09. Allocation for housing and provision of basic amenities to urban poor is enhanced to Rs.3,973 crore in B.E. 2009-10. This allocation includes a new scheme of Rajiv Awas Yojana (RAY).

3.2.14. Research & Development enhances the multiplier for developmental activities and is crucial for making India a knowledge economy. Accordingly, Science & Technology and Information Technology sectors have been given a major step up – as is evident from table 3.1.1 and Table 3.1.2. The allocation for the Department of Atomic Energy (R&D) has been enhanced to 1,638 crore (an increase of 33.39%).

3.2.15. The Department of Bio technology would be undertaking a new initiative entitled ‘Grand Challenge Programme’ to support interdisciplinary grand challenge projects in the areas of national importance where biotechnology interventions can bring about significant value addition, cost effectiveness and competitiveness in product and process diversity. The outlay for Department of Biotechnology has been enhanced by 11.11% to Rs.1000 crore for the year 2009-10.

3.2.16. National Manufacturing Competitiveness Council (NMCC) has brought out a national strategy for manufacturing. A High Level Committee on Manufacturing (HLCM) has been set up under the Chairmanship of Honorable Prime Minister for implementing the measures devised by NMCC. The HLCM has identified following sectors for priority attention: Textiles, Leather and Foot Wear, Food Processing, and

IT Hardware & Electronics. Accordingly, the outlay for Ministry of Textiles, Department of Industrial Policy & Promotion and Ministry of Food Processing Industries has been increased to Rs. 4,500 crore, Rs. 1000 crore and Rs. 340 crore, respectively. The Department of Consumer Affairs is provided with a budgetary allocation of Rs. 209 crore primarily for strengthening measures for increasing consumer awareness and for important activities relating to consumer protection. Department of Commerce has been provided Rs. 1,560 crore primarily for providing support to “Assistance to States for Infrastructure Development for Export (ASIDE)” and for strengthening Plantation sector.

3.2.17. Plan outlay of Ministry of Home Affairs has been enhanced by 50% to Rs. 1,200 crore primarily for capacity building of personnel through education and training, modernization of forensic labs, road and traffic safety system, and better crime detection systems especially relating to economic offences & terrorism and scientific management of disaster. The Ministry of Law & Justice has been allocated Rs. 260 crore. The plan outlay of the Ministry of External Affairs has been raised to Rs. 629 crore for projects being implemented by the Ministry in neighboring countries (Punatsangchu in Bhutan, Pul-e- kumri in Afghanistan and Dungsam in Mayanmar). Tourism is one of the major sources of livelihood and it also plays an important role in promoting our cultural heritage and business. Accordingly, Ministry of Tourism has been allocated Rs. 1,000 crore.

### 3.3 Assistance to States/UT Plans:

3.3.1. GBS for State/UT Plan has been fixed at Rs.85309.00 crore which includes Rs.80,066.71 crore for State Plans and Rs.5,242.29 crore for UT Plans. Normal Central Assistance (NCA) has been increased from Rs.17,991.98 crore in 2008-09 (BE) to Rs.19,110.61 crore in 2009-10 (BE). The major ACA schemes, where enhancements are provided, are:

- Accelerated Irrigation Benefit Programme (AIBP) and other Water Resources Programme (estimated outlay of Rs. 35,000 crore with a grant component of Rs. 9,700 crore)
- Central Assistance for Tsunami Rehabilitation Programme (Rs. 336.98 crore) for State Plans.

3.3.2. Backward Regions Grants Fund (BRGF) has been provided Rs.5,800 crore (Rs.4,670 crore as the District Component and Rs.1,130

crore as State Component) for Special Plans for Bihar and KBK districts of Orissa. This will ensure rapid development of the most backward regions of the country.

3.3.3. Jawaharlal Nehru National Urban Renewal Mission (JNNURM) has been provided Rs.12, 887.00 crore with State component of Rs.11,618.62 crore. JNNURM is expected to induce much needed reforms in Urban Local Bodies and also rapid development of the 63 Mission Cities.

**Table 3.1.1:**  
**Budget Estimates of Annual Plan 2009-10 for Centre, States & UTs**

(Rs. Crore)

Sl. No.	Head of Development	Total Outlay Centre	States & UTs (@)	Total
1	Agriculture & Allied Activities	10628.81	15661.90	26290.71 (3.49)
2	Rural Development	43850.70	19776.53	63627.23 (8.45)
3	Irrigation & Flood Control	439.00	41742.95	42181.95 (5.60)
4	Energy	115573.65	35492.00	151065.65 (20.07)
5	Industry & Minerals	35740.33	9482.05	45222.38 (6.01)
6	Transport	94305.76	35440.20	129745.96 (17.24)
7	Communications	16730.92	0.00	16730.92 (2.22)
8	Science, Technology & Environment	11207.17	3794.50	15001.67 (1.99)
9	General Economic Services	6270.33	9205.44	15475.77 (2.06)
10	Social Services	111774.31	119209.40	230983.71 (30.69)
11	General Services	1400.33	7422.64	8822.97 (1.17)
12	Special Area Programmes	0.00	7501.11	7501.11 (1.00)
	<b>Total</b>	<b>447921.31</b>	<b>304728.72</b>	<b>752650.03</b>

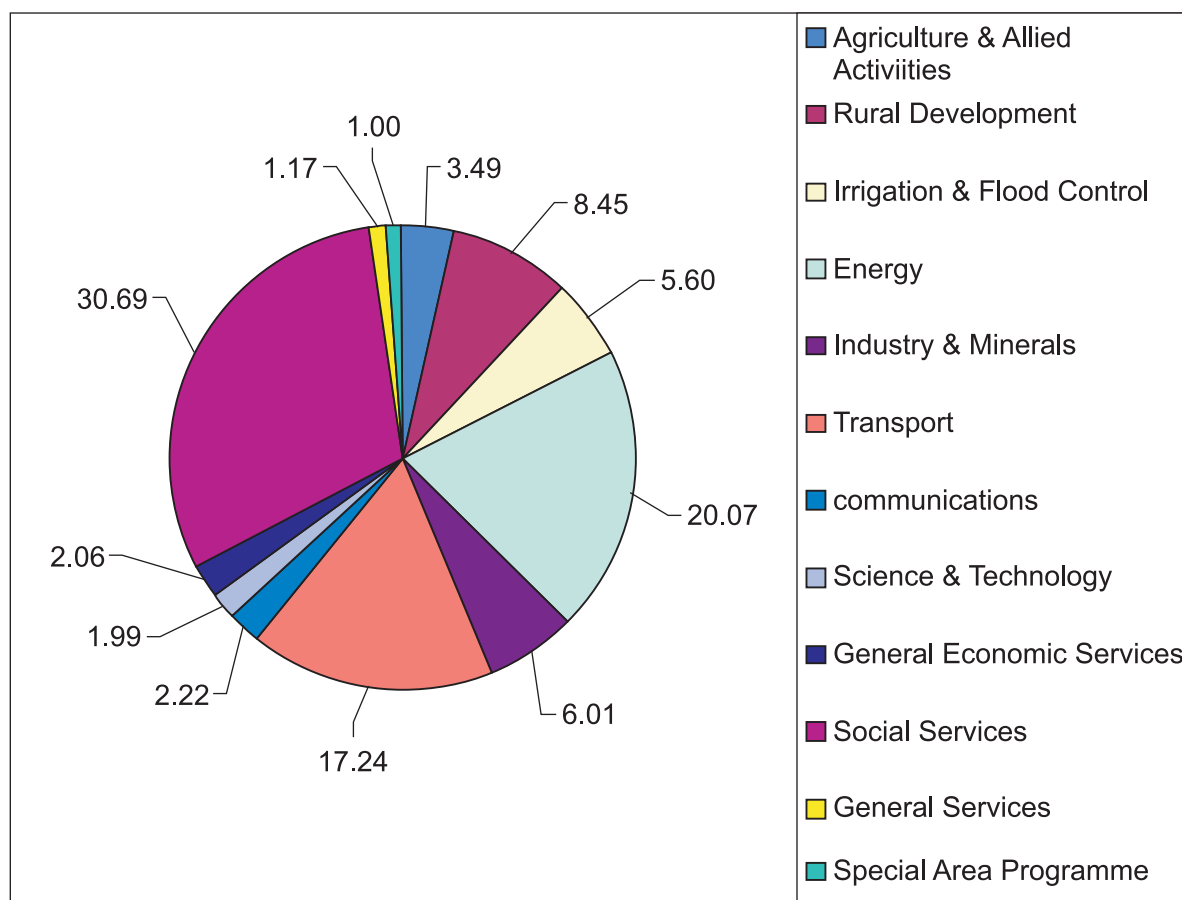
Centre Total Outlay includes IEBR

Figures in brackets indicate column wise percentages to total

@ Totals of All States & UTs except Maharashtra & Uttarakhand

Source: Budget Document 2009-10, Govt. of India

**Fig- 3.1.1**  
**Budget Estimates of Annual Plan 2009-10 for Centre, States & UTs**



### 3.4 Review of Annual Plan 2008-09

Revised estimate for the Central Sector outlay for the Annual Plan 2008-09 was Rs. 3,88,077.90 crore. This is an increase of 3.35% over

the Budget Estimates (BE) of Rs. 3,75,485.04 crore. The RE for Annual Plan 2008-09 for Centre, States/UTs, by heads of development, is summarized Table 3.1.2 and Figure 3.1.2.



**Table 3.1.2:**  
**Revised Estimates of Annual Plan 2008-09 for Centre, States & UTs**

(Rs. Crore)

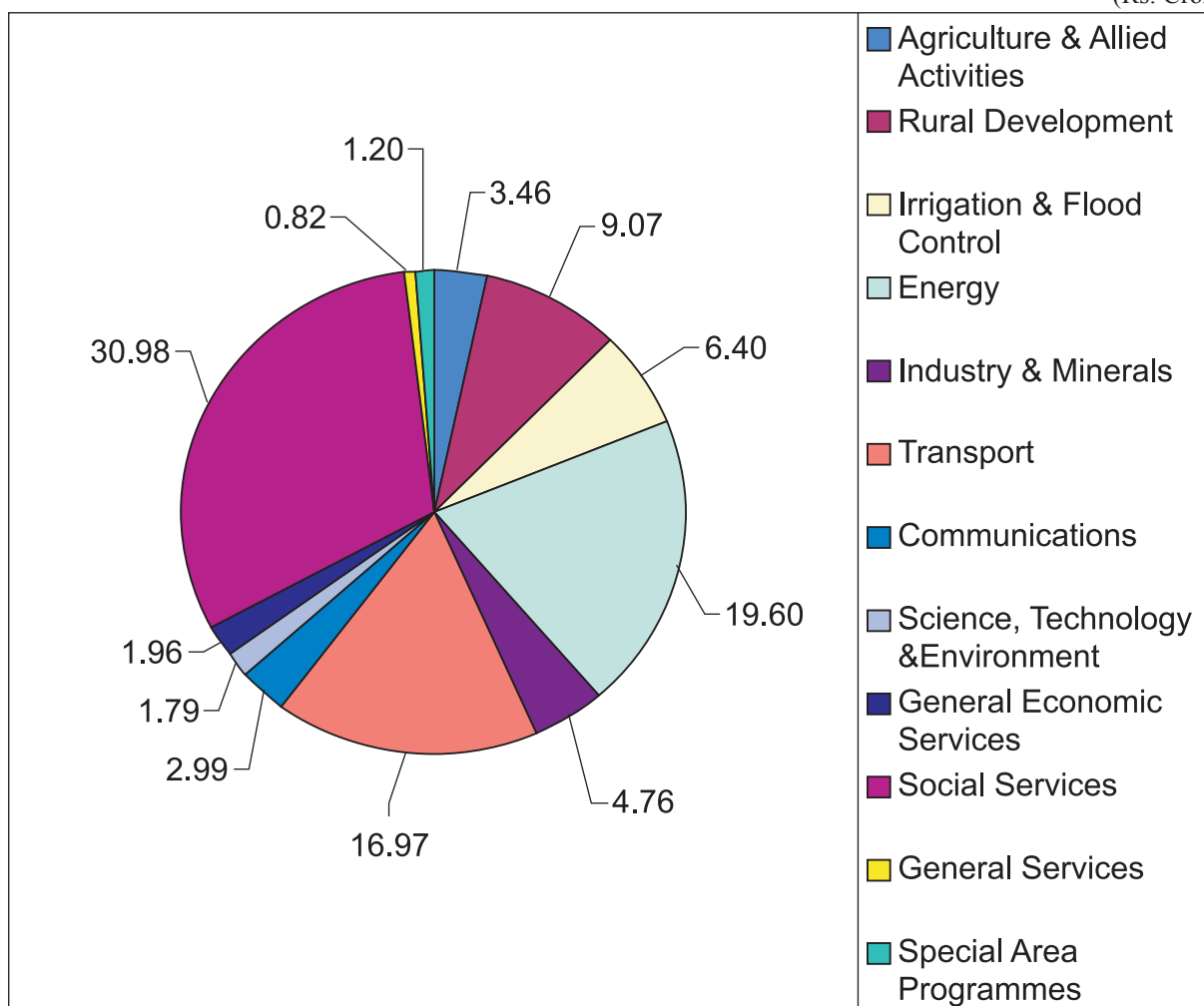
Sl. No.	Head of Development	Total Outlay Centre	States & UTs	Total
1	Agriculture & Allied Activities	9969.33	13435.72	23405.05 (3.46)
2	Rural Development	40964.7	20369.95	61334.65 (9.07)
3	Irrigation & Flood Control	367.44	42928.48	43295.92 (6.40)
4	Energy	98877.23	33717.61	132594.84 (19.60)
5	Industry & Minerals	27193.13	5024.03	32217.16 (4.76)
6	Transport	78268.6	36505.23	114773.83 (16.97)
7	Communications	20236.68	0.00	20236.68 (2.99)
8	Science, Technology & Environment	8546.88	3542.27	12089.15 (1.79)
9	General Economic Services	5277.04	8001.15	13278.19 (1.96)
10	Social Services	97610.86	111994.00	209604.86 (30.98)
11	General Services	766.01	4781.05	5547.06 (0.82)
12	Special Area Programmes	0.00	8152.05	8152.05 (1.20)
	<b>Total</b>	<b>388077.90</b>	<b>288451.54</b>	<b>676529.44</b> <b>(100.00)</b>

\* Centre Total Outlay includes IEBR \* Figures in brackets indicate column wise percentages to total

Source: Budget Document 2009-10, Govt. of India

**Fig-3.1.2:**  
**Revised Estimates of Annual Plan 2008-09 for Centre, States & UTs**

(Rs. Crore)



## Chapter-4

### Major Activities in the Planning Commission

#### 4.1 AGRICULTURE DIVISION

4.1.1 Agriculture Division is responsible to prepare policy, plan outlays and review implementation of schemes/programmes concerning Agriculture and Allied sector being implemented by the Centre and the States. In addition, the Division monitors ongoing programmes, schemes and projects and offers its critical views/suggestions on new schemes and plan proposals submitted by the Centre and the State Governments.

#### Outlay and Expenditure

4.1.2. The total projected GBS for the Eleventh Five Year Plan for Department of Agriculture

and Cooperation (DAC) is Rs. 36,549 crore (2006-07 price) and Rs. 41,903 crore (Current Prices). The Department of Animal Husbandry, Dairying & Fisheries (DAHDF) has a total outlay of Rs. 7,121 crore (2006-07 price) and Rs. 8,054 crore (Current Prices). In addition to this, this Department has an EAP of Rs. 120 crore on Preparedness, Control & Containment of Avian Influenza during the 11th Plan. The total plan outlay for Department of Agriculture Research & Education (DARE) is pegged at Rs. 11,131 crore (2006-07 price) and Rs12, 589 crore (Current Prices). These allocations are in addition to Rashtriya Krishi Vikas Yojana (RKVY) outlay of Rs 25000 crore. Increase in plan outlay of three departments of the Ministry of Agriculture may be seen from Table-4.1.1

**Table-4.1.1:**

#### Outlay and Expenditure of the Ministry of Agriculture

(Rs. In crore)

S.No	Five Year Plan	DAC	DAC+ RKVY+ WSDPCSC	DAHDF	DARE	TOTAL	Increase over previous year
A.	Eleventh Plan (Current Prices)	41903.00 (66.74)	42143.00 (67.12)	8054.00 (12.83)	12589.00 (20.05)	62786.00	
I	2007-08(BE)	5520.00 (68.23)	5560.00 (68.73)	910.00 (11.25)	1620 .00 (20.02)	8090.00	
	2007-08(RE)	5887.94 (64.20)	6927.94 (75.53)	810.00 (8.83)	1434.00 (15.63)	9171.94	
	2007-08 (Expenditure)	5771.62 (63.24)	7058.50 (77.34)	784.09 (8.59)	1284.26 (14.07)	9126.85	

S.No	Five Year Plan	DAC	DAC+ RKVY+ WSDPCSC	DAHDF	DARE	TOTAL	Increase over previous year
II	2008-09(BE)	6900.00 (53.63)	10105.67 (78.55)	1000.00 (7.77)	1760.00 (13.68)	12865.67	59.03%
	2008-09(RE)	6933.98 (55.18)	9865.68 (78.51)	940.00 (7.48)	1760.00 (14.01)	12565.68	37.00%
III	2009-10(BE)	7200.00 (50.82)	11340.00 (80.04)	1100.00 (7.76)	1760.00 (12.42)	14167.07	10.12%

**Sources:** - # Various issues of Union Expenditure Budgets Vol. I, Ministry of Finance, Government of India

### Crop production scenario

4.1.3. During 2008, for the country as a whole, the seasonal rainfall during the South-West Monsoon (June-September, 2008) were 98% of the Long Period Average (LPA). In the current year (i.e. 2009), the cumulative seasonal rainfall (1<sup>st</sup> June to 30<sup>th</sup> September, 2009) for the country as whole was 77% of its long period average. Seasonal rainfall was 64% of its LPA over Northwest India, 80% of its LPA over Central India, 96% of its LPA over South Peninsula and 73% of its LPA over Northeast India.

4.1.4 As per the fourth advance estimates released by the Department of Agriculture and Cooperation in December, 2009, food grains output is estimated to be 233.88 million tones in 2008-09 (Table 4.1.2). This represents an increase of 1.4 percent over 2007-08. Performance in domestic foodgrains production has been fairly steady in the recent years registering an increase from 198.36 million tones in 2004-05 to 233.88 million tones in 2008-09.

**Table 4.1.2:**

#### Physical Outputs of selected items concerning the Ministry of Agriculture for 2008-09

Sl. No	Items	Unit	2008-09 4th Advance Estimates
1	Foodgrains	Million Tonnes	233.88
2	Wheat	Million Tonnes	80.58
3	Rice	Million Tonnes	99.15
4	Coarse Cereals	Million Tonnes	39.48
5	Pulses	Million Tonnes	14.66
6	Oilseeds	Million Tonnes	28.16
7	Cotton	Million bales of 170 kg each	23.156
8	Sugarcane	Million Tonnes	273.93

**Source:** Fourth Advance Estimate of Production of Foodgrains for 2009-10; released on 16.12.2009 by Directorate of Economics & Statistics, Department of Agriculture & Co-operation, New Delhi.

4.1.5. In the case of commercial crops, production of oilseeds registered a decline to 28.16 million tones in 2008-09 from peak production level of 29.75 million tones in the previous year. In 2008-09, Cotton production decreased slightly to 23.16 million bales from 25.88 million bales produced in 2007-08. Sugarcane production was lower at 273.93 million tones in 2008-09 as compared to 348.19 million tones in 2007-08.

### **Rashtriya Krishi Vikas Yojana (RKVY)**

4.1.6. Consequent upon 53<sup>rd</sup> meeting of NDC on 29<sup>th</sup> May, 2007 two new schemes viz. Rashtriya Krishi Vikas Yojana (RKVY) and National Food Security Mission (NFSM) were introduced during the year 2007-08. Under RKVY, an amount of Rs 1247 crore was released in 2007-08. The Budget Estimate and Revised Estimate for 2008-09 was Rs. 3165.67 crore and Rs. 2891.7 crore respectively. For the year 2009-10, the Budget Estimate for RKVY was 4100 crore. RKVY provides a flexible programme to the states to draw their own plans according to their felt-needs and approve them at the State level in a State Level Sanctioning Committee (SLSC) for implementation within their share of allocation. Further, RKVY through promotion of Comprehensive District Agricultural Plans (C-DAPs) envisages improvement in the agricultural planning process at the grass-root level.

### **Status of District Agriculture Plan in the country**

4.1.7. Preparation of the District Agriculture Plans (DAPs) and the State Agriculture Plan (SAP) is the cornerstone of the strategy of implementation of Rashtriya Krishi Vikas Yojana (RKVY).

4.1.8. The DAP preparation was initiated in the middle of 2007-08 by providing Rs 10 lakh per district to each state. A well defined frame-work

was developed in the form of guidelines from Planning Commission i.e. "Comprehensive District Agriculture Plan (C-DAP)-A Manual". These guidelines were provided by the Planning Commission to the States and districts for preparing DAPs. As a result, States prepared first draft of DAPs of different districts.

4.1.9. To help the states further refining the DAPs Agriculture Economic Research Centers (AERCs) coordinated by three Agriculture Economic Research Units (AERUs) viz Institute of Economic Growth (IEG), New Delhi, Institute of Social and Economic Change (ISEC), Bangalore, and Institute of Development Studies (IDS), Jaipur were involved in conducting peer review of sample DAPs of each state. National Institute of Agricultural Extension Management (MANAGE), Hyderabad took up capacity building work of states for improving their DAPs. The exercise of Peer Review and capacity building is a continuous process.

### **National Food Security Mission (NFSM)**

4.1.10. National Food Security Mission (NFSM) has been launched in mission-mode aimed at increasing food grains production by at least 20 million tonnes by the end of Eleventh Plan. The Department of Agriculture and Cooperation has initiated NFSM with an outlay of around Rs. 4882 crores covering three crops, namely Wheat, Rice and Pulses. NFSM aims at producing an additional 8 million tones of wheat, 10 million tones of rice and 2 million tones of pulses by the end of the Eleventh Five Year Plan. The National Food Security Mission (NFSM) is under implementation in 312 districts of 17 States. The NFSM-Rice is being implemented in 136 districts of 14 States, viz. Andhra Pradesh, Assam, Bihar, Chhattisgarh, Gujarat, Jharkhand, Karnataka, Kerala, Madhya Pradesh, Maharashtra, Orissa, Uttar Pradesh, Tamil Nadu and West Bengal. The NFSM-Wheat is being implemented in 141 districts of 9 States viz. Bihar, Gujarat, Haryana, Madhya

Pradesh, Maharashtra, Punjab, Rajasthan, Uttar Pradesh and West Bengal. The NFSM-Pulses is being implemented in 171 identified districts in 14 States viz. Andhra Pradesh, Bihar, Chhattisgarh, Gujarat, Haryana, Karnataka, Madhya Pradesh, Maharashtra, Orissa, Punjab, Rajasthan, Tamil Nadu, Uttar Pradesh and West Bengal. This programme concentrates particularly on increasing seed replacement and replacement of older varieties by newer ones. Against the annual plan 2008-09 outlay of Rs. 1,100 crore, the outlay for NFSM in 2009-10 is kept at Rs.1,350 crore. This is in addition to the outlay of Rs.320 crore for the Integrated Scheme of Oilseeds, Pulses, Oilpalm and Maize (ISOPOM) and the scheme of Macro Management of Agriculture covering components for rice, wheat and pulses production.

#### Technical Advisory Committee on Secondary Agriculture:

4.1.11. A Technical Advisory Committee (TAC) was constituted under the Chairmanship of Prof. D.P.S. Verma to address various issues related to the promotion of Secondary Agriculture by harnessing advanced technology so as to give a boost to agricultural growth and to add value to the primary produce. The TAC had submitted the final report entitled “*Secondary Agriculture: Value Addition to Primary Agriculture*”. The TAC has made 21 recommendations to address various issues affecting development of secondary agriculture industries in the country and has classified these recommendations into 6 sub-heads viz. Organizational, Technical, Financial, Institutional considerations, Farm Level Organizations and Infrastructure for Bio-processing. The Planning Commission has obtained comments from the concerned Ministries on recommendations so as to adopt strategic approach in promoting secondary agriculture in the country.

#### Rehabilitation package:

4.1.12. To address the issue of distress among farmers in 31 suicide prone districts of 4 States, viz. Andhra Pradesh (Prakasam, Guntur, Nellore, Chittoor, Ananthapur, Kurnool, Adilabad, Karimnagar, Khammam, Mahabubnagar, Medak, Nalgonda, Nizamabad, Rangareddy, Warrangal Kadapa), Karnataka (Belgaum, Hassan, Chitradurga, Chikangalur, Kodagu, Shimoga), Kerala (Wayanad, Palakkad, Kasaragod) and Maharashtra (Akola, Wardha, Amravati, Buldhana, Wasim, Yavatmal), Government approved a Rehabilitation Package of Rs. 16978.69 crores consisting of Rs. 10579.43 crores as subsidy/grant and Rs. 6399.26 crores as loan. The amount earmarked to these four States are in Table 4.1.3:

**Table 4.1.3:**  
Rehabilitation Package to the Districts

(Rs. in Crore)

Name of the State	No. of Districts	Amount
Andhra Pradesh	16	9650.55
Karnataka	06	2689.64
Kerala	03	765.24
Maharashtra	06	3873.26
<b>Total</b>	<b>31</b>	<b>16978.69</b>

4.1.13. The Rehabilitation Package aimed at strengthening institutional credit support, irrigation development, promotion of micro irrigation, watershed development, extension services, enhancing seed replacement rate, income augmentation through horticulture, livestock and fisheries development in these districts. As on September 30, 2009, an amount of Rs. 16953.04 crores has been released.

To incorporate Mid-term modification in the Rehabilitation package, following amendments have been approved by the Union Cabinet:



- Extension of period for implementation of non-credit component by two more years i.e. up to 30<sup>th</sup> September, 2011.
- ‘In principle approval’ for provision of need based additional financial support to concern Ministries/Departments.
- Increase in per farmer area limit under seed replacement programme from one hectare to two hectares.
- Adoption of ‘Cafeteria Approach’ for participatory watershed development programmes in accordance with the common guidelines approved by NRAA and subject to the condition that financial assistance will be as per the approved norms of WDF.
- Inclusion of ‘Women Farmers’ empowerment programme under extension services.
- Constitution of Empowered Committee headed by Secretary, Department of Animal Husbandry, Dairying & Fisheries and consisting of representatives from Department of Agriculture & Cooperation, Planning Commission and Ministry of Finance as members for taking decision regarding modification or inclusion of new components under subsidiary income activities subject to the total financial implication remaining within the existing approved outlay for the concerned State.

4.1.14. In order to monitor the performance of the plan schemes, this division has conducted Half Yearly Performance Review (HPR) meeting of Central Sector (CS) and Centrally Sponsored Schemes (CSS) of Department of Agriculture and Cooperation (DAC), Department of Animal Husbandry, Dairying and Fisheries and Department of Agricultural Research and Education at the Member’s level. Some of the major programmes of DAC to augment performance of agriculture and allied sectors are listed below:

### **Integrated Scheme on Oilseeds, Pulses, Oil palm and Maize (ISOPOM)**

4.1.15. The basic objective of the Integrated Scheme on Oilseeds, Pulses, Oil Palm and Maize (ISOPOM) was to increase production of oilseeds, pulses, maize and oil palm by bringing additional area under these crops and increasing the productivity of these crops through various input incentives and technological support. ISOPOM is being implemented since 2004 by merging the following schemes: (i) Oilseeds Production Programme (OPP), (ii) National Pulses Development Programme (NPDP), (iii) Accelerated Maize Development Programme (AMDP), and (iv) Oil Palm Development Programme (OPDP). An allocation of Rs. 1500 crores has been made under ISOPOM during Eleventh Five Plan, the Budget Estimate (BE) and Revised Estimate (RE) for the Annual Plan 2008-09 stood at Rs 320 crore and Rs. 400 crores respectively. BE for 2009-10 is kept at Rs. 320 crores.

### **Technology Mission on Cotton**

4.1.16. In view of low productivity and poor quality of cotton, the Technology Mission on Cotton (TMC) was launched in February, 2000 to integrate research, production, marketing and processing infrastructure. Technology Mission on Cotton is being implemented in 13 cotton growing States. An allocation of Rs. 450 crores has been made under TMC during Eleventh Five Plan. The Budget Estimate (BE) for the Annual Plan 2008-09 for this Mission was pegged at Rs 90 crores against which an amount of Rs. 58.57 crore has been spent. For 2009-10, the BE for the TMC is 60.00 crore.

### **Agricultural Extension**

4.1.17. A Centrally Sponsored Scheme “Support to State Extension Programmes for Extension Reforms” (ATMA) is in operation since 2005 with a view to revitalize agriculture

extension system in a decentralized and farmer driven, farmer accountable and demand-driven mode. The scheme also promotes Research-Extension- Farmer Linkages, multi agency extension services and convergence of activities and support services at district level. A total of 566 ATMAs have been established in 28 states and two UTs till September 2008. For the year 2009-10, an amount of Rs. 298 crore has been provided (BE) for the implementation of the scheme.

### Macro Management of Agriculture

4.1.18. A Centrally Sponsored Scheme viz. 'Macro Management' is in operation since 2000-01 with the merger of 27 erstwhile Centrally Sponsored schemes. The scheme has been revised in 2008-09 with more transparent allocation of funds to the States. The actual expenditure during Annual Plan 2008-09 under the scheme is Rs 922.68 crore and the BE for 2009-10 for this scheme is kept at Rs. 950.00 crore.

### National Agricultural Insurance Scheme (NAIS) & Weather Based Crop Insurance Scheme (WBCIS)

4.1.19. In Kharif-2007, a Weather Based Crop Insurance Scheme (WBCIS) was implemented in 70 selected areas (i.e. hoblies) in Karnataka State on pilot basis keeping in view the limited time available to the implementing agency. But in Rabi-2007- 08, the scheme was implemented on a larger scale and farmers in selected areas of four States i.e. Rajasthan, Bihar, Madhya Pradesh and Chhattisgarh were covered. In Rabi 2008-09, 10 states were brought into its coverage. This scheme has benefited about 2.09 lakh farmers covering 3.19 lakh hectares of crop area and generated a premium amount of Rs. 53.52 crore. This pilot scheme is being continued in 2009-10. An allocation of Rs 3,500 crores during Eleventh Plan has been made under

NAIS including WBCIS. Against a budgetary provision of Rs.694 crores during 2008-09, Rs. 794 crore (RE) has been spent. The BE and RE for the Scheme in 2009-10 are Rs. 644 crores and Rs. 1,319 crore respectively. During 2010-11, BE allocation is Rs. 950 crores. In 2009-10, the BE and RE for WBCIS is Rs. 50 crores.

### Horticulture

4.1.20. National Horticulture Mission, National Horticulture Board, Coconut Development Board and the Horticulture Division of the Dept. of Agriculture Cooperation are the nodal implementation agencies for the major developmental programmes in the Horticulture Sector.

### National Horticulture Mission

4.1.21. Operationalised since the fourth year of 10<sup>th</sup> Plan (2005-06), the Centrally Sponsored Scheme of NHM envisages an end-to-end approach covering production, post harvest management, processing and marketing for a holistic development of horticulture sector duly ensuring horizontal and vertical linkages. It further visualizes to double the horticulture production by 2011-12 with a production of 300 million tones through a targeted achievement of 6% growth in Horticulture. At present 363 districts in all the states and 02 UTs of A&N Islands and Lakshadweep are implementing NHM except 08 NE states, Jammu & Kashmir, Himachal Pradesh & Uttarakhand. Against an outlay of Rs.1,630 crores during the last two years of Xth Plan (2005-06 and 2006-07), the reported expenditure was Rs.865.95 crores. The outlay for XIth plan is Rs.8,809.00 crores. Against an annual Plan outlay of Rs.1,150.00 crores in 2007-08, the expenditure was Rs.959.02 crores, During 2008-09, the expenditure was Rs.1,131.25 crores against an outlay of Rs.1,100.00 crores. The outlay for 2009-10 is Rs.1100.00 crores.



4.1.22. Till 2008-09, 1,986 nurseries (model+small) were established, an additional area of 12.6 lac hectares was brought under horticulture crops and 1.1 lac hectares under organic farming, 2.5 lac hectares of senile plantations rejuvenated besides establishment of 66,036 vermi compost units and 321 IPM/INM infrastructure facilities (bio-control labs, plant health clinics, leaf tissue analysis labs, disease forecasting units), creation of 13,120 community water tanks and facilitation of training/exposure visits for 5.51 lac farmers. Under the Post Harvest Management and Marketing, assistance for establishment of 1,108 pack houses, 109 cold storages, 23 refrigerated vans, creation of 08 wholesale markets and 51 rural markets besides capacity building/HRD for 5.51 lac farmers.

### **National Horticulture Board**

4.1.23. The National Horticulture Board (NHB), an autonomous body was set up in 1984. The objective of the NHB is to promote commercial horticulture through development of production hubs and ensuring availability of quality planting material, post-harvest management and cold chain infrastructure, product promotion, market development and export promotion through synergy with producer farmers, extension workers, research organizations, private stake holders and credit institutions, introduction of new horticulture crops / varieties, promotion of new technologies and capacity building of the farmers.

4.1.24. The plan expenditure of NHB during Ninth Plan was to the tune of Rs. 292.67 crores and Rs. 391.73 crore during Tenth Plan period. The plan expenditure is more than Rs. 300 crores during the two and half years of 11th Plan. The final Outlay during 2008-09 was Rs.122.47 crores with 100% expenditure. The outlay for 2009-10 is Rs.125.00 crores. The back-ended subsidy provided by NHB for area expansion and PHM infrastructure is

expected to have attracted a private investment of approximately Rs.3,000 crores and for cold storage sector, a private investment about Rs.2,750.00 crores.

4.1.25. So far, NHB has assisted approximately 30,000 projects of hi-tech horticulture under its commercial horticulture scheme, resulting to area expansion to the tune of about 1,45,000 acres and creation of additional capacity of over 35 lakh MT of Cold Storages through 1,100 units.

### **Coconut Development Board including Technology Mission on Coconut**

4.1.26. The Coconut Development Board is implementing the Schemes “Integrated Development of Coconut cultivation and Industry in India” since 1982-83 including “Technology Mission on Coconut” since 2001. Creating permanent production potential and improving productivity of coconut in the country, promoting the production and distribution of quality coconut seedlings, developing a processing and marketing base of coconut industry in our country, integrated control of major pests and diseases, product promotion etc. Technology Mission on Coconut aims at improving the productivity of coconut gardens through management of insects pests and diseases and promoting product diversification through development and adoption of technologies in processing and product diversification as well as on intensive market promotion activities.

4.1.27. During the last five years, integrated farming on cluster approach and post harvest development (processing, value addition and marketing), have received adequate emphasis in the programmes aimed at boosting productivity and value addition. The area under coconut decreased from 19.35 lakh ha in 2004-05 to 19.03 lakh ha in 2007-08, production increased from 12.83 billion nuts to 14.74 billion nuts and

productivity from 6,632 nuts per ha to 7,747 nuts per ha during the same period.

4.1.28. The Technology Mission has supported around 158 projects under four sub-components and have completed 74 projects so far. The supports extended by the Board include assistance for establishment of Tender Coconut Preserving and Packing Units; support for setting up of shell powder units; support for activated carbon units; support for setting up of virgin coconut production units and establishment of Quality Control Lab and popularization of copra dryers etc have been provided by the Board.

4.1.29. The scheme on integrated development of Coconut Industry including Technology Mission on Coconut is under implementation by the Coconut Development Board under the Ministry of Agriculture since 1982-83. The thrust areas are production and distribution of quality planting material, demonstration of production and protection technologies, technology development for product diversification, creation of awareness of health benefits of coconut etc. During the years 2007-08 and 2008-09 an outlay of Rs.52.00 crores and Rs.75.00 crores were provided with a reported expenditure of Rs.52.00 crores and Rs.65.37 crores respectively. For the current fiscal, an amount of Rs.75 crores has been earmarked.

#### **Technology Mission for Integrated Development of Horticulture in North-East including Sikkim, J&K, H.P and Uttarakhand (TMNE)**

4.1.30. The Centrally Sponsored TMNE scheme is operational since 2001-02 in the 8 NE states of Arunachal Pradesh, Assam, Manipur, Meghalaya, Mizoram, Nagaland, Tripura. & Sikkim. During Tenth Plan (2003-04), the scheme has been extended to other 03 Himalayan states of J&K, Himachal Pradesh and Uttarakhand, in addition to North

Eastern states making the TMNE operational in 11 states. The TMNE comprises of four Mini missions viz. MM-I (Research), MM-II (Production and Productivity), MM-III (PHM and Marketing) and MM-IV (Processing). The scheme gets 100% financial assistance from the centre. The TMNE envisages to harness the potential of Horticulture, maximize economic, ecological and social benefits through desirable diversification, develop infrastructure for production of planting material, storage and processing and to generate gainfull employment. The outlay during Ninth and Tenth Plan was Rs.229.38 crores and Rs.845.00 crores (NE states – Rs.585.00 crores + Himalayan States - Rs.260.00 crores), respectively. The Eleventh Plan has an outlay of Rs.1500.00 crores. Against an outlay of Rs.323.40 crores, during 2007-08, the reported expenditure was Rs.321.76 crores. The outlay (RE) for 2008-09 was Rs.384.00 crores with the reported expenditure of Rs.291.39 crores. During the year 2009-10 the allocation for the scheme is Rs. 349.00 crores (Rs.280.00 crores for NE States + Rs.69.00 crores for Himalayan states).

4.1.31. Till 2008-09, an additional 4.94 lac hectares were brought under horticulture cultivation (i.e. fruits - > 3 lac hectares , vegetables - 0.78 lac hectares and spices- 0.62 lac hectares) including plantation crops , medicinal /Aromatic plants and flowers etc. Further, 47 wholesale markets; 262 rural primary markets; 64 Apni mandies; 18 State Grading Laboratories; 31 Rope ways and 49 processing units have been established in addition to 935 model nurseries, 10,032 Community tanks, 11,106 Tube wells, 26 tissue culture units, 25 model Flori culture centers, 25 mushroom units and about 25 lac sq. meter of Green Houses have been created.

#### **National Bamboo Mission**

4.1.32. The National Bamboo Mission (NBM), a centrally sponsored scheme, is under

implementation since 2006-07 in 27 states across the country. The scheme provides funds to 19 R&D Institutions. The principal objectives of the scheme are development of Bamboo for poverty alleviation and employment generation in the rural sector, diversification/modernization/expansion of bamboo based industries through technological/financial support and use of bamboo as a means to achieve ecological security. During 2006-07 & 2007-08 an amount of Rs.75.71 crores and Rs.110.80 crores respectively were released to different state governments, Bamboo Technology Support Groups, NHB, (Kerala, Dehradun) and CBTC(Guhwati) with the reported expenditure as Rs.64.75 crores and Rs.57.18 crores respectively. The outlay for 2008-09 was Rs.89.00 crores with the reported expenditure at Rs.44.55 crores. The Budgetary outlay for 2009-10 is kept at Rs.70.00 crores.

### Micro Irrigation

4.1.33. The Centrally Sponsored Scheme on Micro Irrigation (MI) was launched during the Tenth Plan Period in January, 2006 and continued during the Eleventh Plan period. The scheme provides financial assistance @ 50% of total cost for installation of drip and sprinkler irrigation system and @ 75% for HRD component. The main objective of the scheme is to increase the coverage area under improved method of irrigation for better water use efficiency along with other benefits like saving in fertilizer consumption (upto 40%), increase in yield (30-100%) and provide stimulus to the growth in agriculture sector.

4.1.34. The Eleventh Plan allocation for the scheme is Rs.3,400.00 crores. An allocation of Rs. 430.00 crores was made during 2008-09 with the reported expenditure of Rs.470.00 crores. The Budget outlay for 2009-10 is Rs.430.00 crores. The total reported expenditure since 2005-06 to 2008-09 is Rs.1,590.39 crores. So far an area of 14.74 lac hectares has been

covered under improved method of drip and sprinkler irrigation system.

### Central Institute of Horticulture Nagaland

4.1.35. To provide institutional support for development of horticulture in NE Region, specially to exploit the potential of passion fruit, khasi mandarin, large cardamom etc., under Central Sector Scheme (2006) a Central Institute of Horticulture (CIH) in Nagaland is being developed with an allocation of Rs. 20.00 crores over a period of five years. The outlay for the Tenth Plan was Rs.8.35 crores and for the remaining three years of the Eleventh Plan is Rs. 11.65 crores.

4.1.36. Approved as a Central Sector Scheme during 2006-07, the CIH envisages to impart HRD activities/capacity building of extension workers, farmers, entrepreneurs etc, demonstrate improved technology and promote organic cultivation. Set up at MEDZIPHEMA (Deemapur), the institute is expected to co-ordinate with other line organizations on refinement/demonstration of technologies specific tourism, production and supply of quality seed and planting material, HRD, PHM processing and value addition. An amount of Rs.4.00 crores and Rs.5.25 crores were provided during 2007-08, 2008-09 respectively. The current fiscal has a budget provision of Rs.7.00 crore for the scheme.

4.1.37. So far, Production of 1,000 rooted cuttings of passion fruit (purple variety from Manipur), 50,000 seedlings of improved varieties of cashew, 2 lakh citrus seedlings have been developed.

### Animal Husbandry & Dairying

4.1.38. The approach for the Eleventh Plan for the livestock sector aims at achieving an overall growth between 6 to 7 percent per annum for the

sector as a whole, with milk group achieving a growth of 5% per annum and meat and poultry achieving a growth of 10% per annum. The Eleventh Plan outlay at current price for Animal Husbandry, Dairying and Fisheries is of Rs.8,174 Crores.

### Annual Plan 2009-10

4.1.39. During the year 2009-10, the Department proposes to implement 29 schemes, which includes the special package for 31 suicide prone districts of Andhra Pradesh, Maharashtra, Karnataka & Kerala. The “National Dairy Plan” which is to be implemented by National Dairy Development Board (NDDB) has been accorded “in-Principle” approval of the Planning Commission. The annual plan (BE) for 2009-10 is of Rs. 1,100 crores which includes an Externally Aided Component of Rs 56.46 crore for Preparedness, Control & Containment of Avian Influenza.

### Fisheries:

4.1.40. The Centrally sponsored schemes viz; Development of Marine Fisheries & Post Harvest Operations, Inland Fisheries and Aquaculture and National Scheme of Welfare of Fishermen, Fisheries Training and Extension are proposed to be continued during 2009-10. In addition, schemes like strengthening of Data base & Information Networking for Fisheries and Animal Husbandry and Assistance to Fisheries Institutes and NFDB are also proposed to be continued during 2009-10.

4.1.41. An allocation of Rs. 258.00 crores has been made available for all six Centrally Sponsored and Central sector Schemes under Fisheries with a budgetary provision of Rs. 135.00 crores for the National Fisheries Development Board (NFDB) during 2009-10.

4.1.42. The thrust areas identified under NFDB are development of Aquaculture, infrastructure

facility including domestic and export marketing, reservoir fisheries, deep-sea fishing, mariculture etc for increased production and productivity, income and employment generation to fish farmers and fisher folk.

### Agriculture Research & Education

4.1.43. The Department of Agricultural Research and Education (DARE) is responsible for development and governance of agricultural research and education in the country. All international matters relating to agricultural research and education are also governed by DARE. This responsibility is discharged through the Indian Council of Agriculture Research (ICAR), an apex and autonomous organization for promotion, execution and coordination of agricultural research and education in the country. Currently, ICAR is organized into eight Subject-Matter Divisions, which are supported with a network of research Schemes/ Institutes in their respective area of specialization. The goal of ICAR is to promote sustainable and inclusive agricultural growth and development in the country by interfacing education, research and extension initiatives complemented with efficient and effective institutional, infrastructure and policy support, for ensuring livelihood and environmental security.

### Review of Annual Plan 2009-10

4.1.44. For cutting edge research across disciplines and commodities, a National Institute on Abiotic Stress Management, with deemed-to-university status, has been established in Maharashtra. The National Institute on Biotic Stress Management and National Institute on Biotechnology have also been approved. A DNA bank has been established, cutting across plant and animal kingdom, so that desirable traits could be incorporated while evolving new varieties, hybrids, breeds etc. For value-addition and efficient utilization of genetic



resources and to check biopiracy, special thrust is being given on gene prospecting and allele mining; phenomics, functional genomics and bioinformatics. The ICAR has embarked upon an ambitious multidisciplinary programme 'Bioprospecting of Genes and Allele Mining for Abiotic Stress Tolerance' to meet the challenges due to climate change. Thirty-five institutes are involved in this project. This will also broaden the window of optimal growth conditions for cultivated crops under adverse climate, thereby increasing yield and reaping enhanced stabilized production under changed climatic conditions.

4.1.45. To safeguard the livestock production, a high security animal disease lab with P-4 measures was established. It played a pivotal role in providing diagnostic services for avian influenza besides developing vaccine. "Garima", a cloned buffalo calf, was born through a new and advanced 'Hand-guided cloning technique', at the National Dairy Research Institute (NDRI), Karnal on 6 June, 2009. The growth of the calf is normal and has good health status. For the first time a Mithun calf was born through Artificial insemination.

4.1.46. Among the *Pseudomonas* strains isolated from rainfed regions of India, *P. putida* 'GAP-P-45' was able to induce synthesis of novel proteins in the plants conferring tolerance to drought stress. Bagasse proved a successful bio-stimulator for the removal of ammonia and nitrate in shrimp aquaculture. This technology is available for adoption by farmers.

4.1.47. A pond based farming technology (deep water rice in kharif + watermelon, okra, spinach, chili in winter + on-dyke vegetables-fruits + fish inside pond) in a representative deep water logged areas (1.0-2.5 m water depth) of Puri district, Orissa enhanced the net water productivity to Rs.7.21/m<sup>3</sup> and net returns (Rs.22,100) in rice. Rainwater harvesting system was designed and agricultural diversification model (on-

dyke horticulture, fisheries cultivation of diversified field crops, short-term fruits like papaya, banana, floriculture like marigold, tuberoses etc.) with harvested rainwater was developed for small and marginal farmers with multiple use of water. The technology has been recommended for inclusion in the 'National Rural Employment Guarantee Act (NREGA)' for implementation in watersheds of eastern Indian states. Water requirement of animals fed on cactus+grass/straw feeds was considerably reduced, making the cactus a feed admixture of choice in the regions facing water-scarcity. A network of 47 model watersheds has been developed that provides a basis for undertaking projects as part of the natural watershed development programme.

4.1.48. The studies under controlled environment conditions (free air CO<sub>2</sub> enrichment, open top chambers) and modeling showed that a rise in atmospheric carbon dioxide up to 550 ppm enhanced the yields of wheat, chickpea, greengram, pigeonpea, soybean, tomato and potato between 14% and 27%. In coconut, arecanut and cocoa, increased CO<sub>2</sub> led to higher biomass production. A study on Sahiwal and Holstein Friesian crossbred (Karan-Fries) heifers revealed that HSP72 protein level increased due to thermal exposures, relatively higher in Karan-Fries (106%) than Sahiwal (22.4%). Resource conserving technology was the most cost-effective strategy to reduce N loss and GHG emission, whereas integrated N management costs high for mitigating greenhouse gases (GHG) emission.

4.1.49. One hundred and thirty-one varieties/hybrids of major food crops including rice, wheat, barley, maize, pearl millet, and pulses and oilseeds have been released/identified for different agro-climate regions of the country.

4.1.50. Significant crop improvement research includes development of rice varieties, namely Improved Pusa Basmati and Improved Samba

Mahsuri, identification of 17 high-yielding varieties of pulses, six varieties of groundnut, one variety of soybean and two hybrids of sunflower for release in different agro-ecologies and production of 7,339.7 tonnes of breeder seed of centrally released field crop varieties. Gene sources for resistance to Ug99 rust with new genes have been developed and race-specific and adult plant resistance to Ug99 and its cool temperature derivatives have been successfully introgressed in Indian wheat breeding materials.

4.1.51. The bud chip technology emerged as one of the most viable and economical alternatives in reducing the cost of sugarcane production, besides other advantages. Bacterial inoculants developed to alleviate harmful effect of salinity for enhanced growth and yield of wheat in saline soils were identified through sequencing of 16S rDNA. Leaf powders of *Vitex nigundi*- and *Polygonum*-treated food recorded least preference by *Rattus* in laboratory, indicating their anti-rodent properties.

4.1.52. Supplementation of zinc and copper from organic sources was more effective in inducing estrus and anoestrus crossbred cows. Methane emission from fresh dung on dry-matter basis was lower in zebu cattle than crossbred cattle. Green fodder feeding increased milk conjugated linoleic acid (CLA) in cows and buffaloes. The CLA has anticancer property, and it increases up to 310% in ghee prepared by indigenous method. Commercially available microbial feed additives enhanced growth by 12.0% and feed intake by 11.6% in fattening lambs for mutton production. As supplementation of concentrate mixture during post-weaning stages improved body weights of lambs, farmers fetched 25-33% more price in the market.

4.1.53. The foot-and-mouth virus typing ELISA kits were manufactured and ensured uniformity in application and test result across the country. Establishment of an international Foot-and-

mouth Disease Reference Laboratory will facilitate Global participation and eradication of the disease from South Asia.

4.1.54. The marine fish production in India during 2008-09 touched the 3.21 million tonnes mark with an increase of about 0.327 million tonnes (11.3%) against the estimates of the previous year. The percentage share of fishermen in consumer rupee (PSFCR) has also increased over the years. High-value fish like coastal tuna and oceanic tuna registered growth level of 23% and 39% respectively. The targeted fishery for the deep sea sharks on the west coast were more than 14 species of sharks as well as chimaeras. Biosecured zero water exchange system technology is ready for on-farm demonstration and dissemination to farmers.

4.1.55. Efforts are being made for continuous upgradation and maintenance of standards and quality of higher agricultural education in the country through professional support and financial aid to the Agricultural Universities. The National Academy of Agricultural Research Management, Hyderabad, started a two-year post-graduate diploma programme on management (Agriculture) besides its other two programmes on Informational technology management and Intellectual Property management. Accreditation was granted to five State Agricultural Universities (SAUs) and to the MBA programme of the Rajasthan Agricultural University, Bikaner. Thus 31 institutions are accredited for higher quality education.

4.1.56. Construction of one museum each in 38 SAUs, allocation of Rural Awareness Work Experience (RAWE) programme to 44 Agricultural Universities (AUs) and institution of "Norman Borlaug chair in Agricultural Biotechnology for crop improvement" are expected to improve the quality of education. To face the emerging challenges, the Model Act

for AUs in India was revised and communicated to all AUs for adoption. A national core group formed by the ICAR, has revised the course curricula and syllabi of all PG (masters and doctoral) programmes to make them utilitarian, updated and competitive. A new component of International fellowship was introduced for pursuing Ph.D programme at the Indian Agricultural Universities and Overseas Universities for Indian and overseas candidates. More than 3,000 theses have been digitized and full text data uploaded (<http://www.hau.ernet.in>). The 'Agropedia' has further diversified and over 30,000 people from 165 countries visiting the site ([www.agropedia.net](http://www.agropedia.net)). An AQUA SMS and voice services are reaching more than 10,000 farmers regularly.

4.1.57. Agriculture Division followed up DARE/ICAR proposals on establishment of new ICAR institutions and Central Agricultural Universities.

## 4.2 SOCIAL JUSTICE AND SOCIAL WELFARE DIVISION

4.2.1 This Division is primarily responsible to provide overall policy and guidance in formulation of plans and programmes towards social, educational and economic empowerment of the socially disadvantaged groups such as Scheduled Castes (SCs), Scheduled Tribes (STs), the Other Backward Classes, and the Minorities and other vulnerable groups such as persons with disabilities, older persons and drug addicts. The Division also renders advice for formulation and implementation of the special strategies of Tribal Sub-Plan (TSP) and Scheduled Caste Sub-Plan (SCSP) which are the effective instruments of planning to ameliorate the socio-economic conditions of the STs and the SCs, respectively.

4.2.2. The major thrust in the Annual Plan 2009-10 has been towards consolidation and strengthening of various programmes through

coordinated efforts and innovative interventions in attending to the special problems and needs of these disadvantaged groups through effective involvement and supplementation of voluntary action.

### Achievements

4.2.3. Details of various activities undertaken by the Division during the financial year 2009-10 are given below:

#### **Scheduled Castes (SCs), the Other Backward Classes (OBCs), and other vulnerable groups -persons with disabilities, older persons and drug addicts.**

4.2.4. Based on the progress made through implementation of various welfare and development programmes during 2008-09 with Rs.2,400 crore outlay, an increased outlay of Rs.2,500 crore was allocated to Ministry of Social Justice & Empowerment (Rs.2,145.00 crore for SCs and OBCs Development + Rs.355 crore for other vulnerable groups). While special focus has been accorded to their social empowerment especially through educational development, priority has also been given to mitigate and reduce poverty gap between general population and SCs and OBCs and to make these socially disadvantaged groups self-reliant and economically independent.

4.2.5. The Planning Commission issued guidelines and additional guidelines in 2005 for formulation, implementation and monitoring of SCSP and TSP to the States/UTs and in 2006 to Central Ministries/Departments. 25 states have opened a separate budget head for SCSP and TSP and also preparing separate documents for SCSP and TSP. However, Secretary, SCSP Department has not been empowered as Finance and Planning Secretary for SCSP and TSP earmarked allocation. The Planning Commission has been continuously writing to

the State Government and Central Ministries for adhering to the guidelines of SCSP and TSP.

4.2.6. The Ministry continued to implement its ongoing programme and also made provision for two new schemes. The Finance Minister in his Budget Speech announced a new Centrally Sponsored Scheme of Pradhan Mantri Adarsh Gram Yojana to be implemented in 1,000 villages having more than 50 per cent Scheduled Caste population. An outlay of Rs.100 crore has been kept under this scheme. An outlay of Rs.5.00 crore has also been kept for a new scheme for Educational and Economic Development of Denotified and Nomadic Tribes (DNT).

4.2.7. The Division continued its efforts towards empowering Persons with Disabilities, (loco-motor, visual, hearing, speech and mental disabilities); reforming the social deviants such as drug addicts, alcoholics, beggars etc; and caring for the other disadvantaged such as older people, in coordination with the nodal Ministry of Social Justice and Empowerment (M/SJ&E) and other related Ministries/Departments of both Centre and State Governments to ensure effective implementation of various policies and programmes aimed at welfare, development and empowerment of these target groups.

4.2.8. The rehabilitation and empowerment of disabled persons is a statutory responsibility of the Government as per the Persons with Disability (PWD) Act, 1995. The Ministry of Social Justice and Empowerment has taken up various schemes and programmes to implement various provisions of the PWD Act, 1995, to fulfil the earlier commitment to empower as many disabled as possible so they become active, self-reliant and productive contributors to the National building activities.

4.2.9. Recognising that the social deviants such as alcohol and drug addicts are victims of circumstances and situational compulsions

rather than habitual addicts, abuse prevention assists voluntary organisations to run programmes for de-addiction and rehabilitation of drug addicts.

### Scheduled Tribes Development (STs)

4.2.10. The outlay of the Ministry of Tribal Affairs was Rs. 805 crore in 2009-10 to support various socio-economic development programmes implemented for the benefit of STs. Besides allocations were made for special area development programme by way of providing Special Central Assistance to Tribal Sub-Plan to States for filling the critical gap for various income generating activities and infrastructure development in tribal areas and under proviso of Article 275(1) of the Constitution of India States are provided grant for raising the level of administration of Scheduled Areas and for welfare of tribal people to bring them at par with the rest of people. A special package of Rs. 500 crore was provided to tackle the problem of tribals in naxal affected areas.

4.2.11. The Division participated in various meetings organized by the Ministry of Tribal Affairs to discuss various aspects viz., development of forest villages focusing the tribals and Conservation Cum- Development Plans (CCD) for development of 75 Primitive Tribal Groups (PTGs) spread over 15 States / UTs during 2008-09. The development of 75 identified PTGs continued to assume priority importance in the Eleventh Plan vis-à-vis in the Annual Plan. The Division had effectively participated in various meetings held in Ministry of Tribal Affairs for examining various PTGs specific development project proposals and creating irrigational infrastructure for the economic empowerment of the tribal and suggested effective and appropriate measure to be taken by NGOs who have been sponsored to undertake such projects.



4.2.12. During the Annual Plan 2009-10, the Planning Commission had closely and continuously interacted with the Ministry of Tribal Affairs in connection with the exercises relating to formulation and implementation of various programmes and policies towards the socio-economic development of the tribals leading to their empowerment. In order to achieve social and economic development of Scheduled Tribes, the Division prepared and coordinated plan and policy for effective implementation of various programmes to bring the target groups into the mainstream with full regard to their genius and ethos of development by making them self-reliant.

### Minorities Development

4.2.13. The outlay of the Ministry of Minority Affairs has been substantially enhanced from Rs.1000 crore in 2008-09 and Rs.1740 crore in 2009-10 for implementation of the various ongoing and new schemes. In pursuance of the Prime Minister's New 15 - Point Programme in June 2006, the Ministry of Minority Affairs implements three scholarship schemes viz.,- i) Merit-cum-Means based scholarship schemes for minority students for pursuing courses in graduate and professional courses; ii) Post Matric scholarships beyond class X to promote education among economically backward sections of minority communities and also encourage minority girls; and iii) Pre-Matric scholarship scheme. Multi-sectoral Development programme is being implemented in identified minority concentrated districts. The purpose of the scheme is to improve the socio-economic conditions and quality of life of people belonging to minorities in particular and, the disadvantaged segments of society in general, in the identified minority concentrated districts. The quality of life of people in the identified 'development deficit' districts would be improved by way of making provisions under district specific plans for better infrastructure for education, sanitation, pucca housing,

drinking water and electricity supply, besides beneficiary oriented schemes for creating income generating opportunities. The Planning Commission also represents in meetings for approval of the District plans.

4.2.14. Three new schemes viz. (i) National Fellowship for students from the minority communities, (ii) Computerisation of records of State Wakf Boards and (iii) Leadership Development of Minority Women were approved during the current year.

### Annual Plan discussions 2010-11 of Central Ministries and States

4.2.15. Detailed discussions were held with the Ministries of Social justice and Empowerment, Tribal Affairs and Minority Affairs with regard to the finalisation of the Annual Plan 2010-11. Subsequently, scheme-wise allocations of the approved outlay for the Annual Plan were also made in consultation with the Ministry. Similarly, the progress of implementation of the various programmes of the State Governments has also been reviewed and the State Governments were suggested to improve their financial and physical performance.

4.2.16. To finalise the State Annual Plans 2010-11, Working Group meetings/discussions were held under the Chairmanship of Adviser (SJ), which were attended by the state representatives and the nodal Ministry of SJ&E and Tribal Affairs, National Commission for Scheduled Castes and National Commission for Scheduled Tribes. Besides, reviewing the progress of various programmes and policies, the Working Groups also made an assessment of the financial requirements for each State and recommended allocation of the resources for the sector and the brief notes were prepared, which provided inputs for the meetings between the State Chief Ministers and the Deputy Chairman, Planning Commission for finalization of Annual Plans of States and UTs.

## Meetings

4.2.17. Mid Term Review of Eleventh Five Year Plan exercise was undertaken to assess the impact of the programme during the first two years of the Eleventh Five Year Plan and half year of the 2009-10 in the concerned sector with the stakeholders viz. Central Ministries, State Governments representatives and representatives of voluntary sector. The details are given below :

- Meeting to review Mid-Term Appraisals of the Eleventh Five Year Plan (2007-12) of Ministry of Social Justice and Empowerment and Ministry of Tribal Affairs and Ministry of Minority affairs were held on 13<sup>th</sup> August, 2009, 4<sup>th</sup> September 2009 and 25<sup>th</sup> September, 2009.
- Meetings of Consultative Groups on SCs, OBCs, Social Welfare Groups were held on 23<sup>rd</sup> September, 5<sup>th</sup> October, 20<sup>th</sup> October and 28<sup>th</sup> October, 2009.
- Meetings of Consultative Group on Scheduled Tribes were held on 24<sup>th</sup> September, October, 2009
- Meetings of Consultative Groups on Minorities were held on 6<sup>th</sup> October, 2009.
- Five Regional consultations on Mid-Term review of the Eleventh Five Year Plan on Minorities programme in collaboration with United Nations Family Planning Programme (UNFP) and Voluntary Health Association of India (VHAI) were held at Guwahati on 1-2<sup>nd</sup> September, at Jaipur on 7<sup>th</sup> - 8<sup>th</sup> September, at Bhubneshwar on 14<sup>th</sup>-15<sup>th</sup> September, at Chandigarh on 25.09.2009, 26.10.2009, 3.11.2009, and at Bangalore on 30<sup>th</sup> September and 1<sup>st</sup> October 2009.

- Two Regional level Workshops to review implementation of SCSP and TSP were held at Hyderabad on 18.11.2009 and at Kolkata on 24.11.2009.
- Second Meeting of Assessment & Monitoring Authority (AMA) was held on 11<sup>th</sup> September, 2009.

4.2.18. Chapter on Social Justice and Social Welfare has been prepared for Mid-Term Appraisal of the Eleventh Five Year Plan.

### **Examination of research proposals, research reports sent by Socio-Economic Research Division (SER) and Programme Evaluation Organisation (PEO)**

4.2.19. The Division also critically examined and offered comments on various research proposals/projects concerning welfare and development of disadvantaged groups/ other special groups submitted by academic institutions and NGOs seeking grant under SER and PEO divisions of the Planning Commission.

### **Examination of Notes for Standing Finance Committee (SFC)/ Expenditure Finance committee (EFC)/ Cabinet Committee on Economic Affairs (CCEA) /Cabinet**

4.2.20. The Division has examined a number of Standing Finance Committee (SFC)/ Expenditure Finance Committee (EFC) notes submitted by the Ministries of Social Justice & Empowerment, Tribal Affairs and Minority Affairs for the schemes in close consultation with Project Appraisal and Management Division (PAMD). The Division also offered comments on various proposals submitted by these Ministries for Cabinet Committee on Economic Affairs (CCEA)/ Cabinet.

### **Parliament Questions, VIP references etc.**

4.2.21. Besides, the Division attended the work relating to the Parliament Questions, VIP references and provided inputs for the Speeches by the Prime Minister, Finance Minister and Deputy Chairman, Planning Commission delivered at various occasions. Many field visits were carried out by the officers of the Division to have a first hand information on the progress and the impact of the various ongoing programmes/schemes in different parts of the country.

### **4.3 BHARAT NIRMAN**

4.3.1. The Outlays for the Bharat Nirman components have been increased by 45% in the

Budget of 2009-10 as compared to the outlays in 2008-09.

4.3.2. The Eleventh Five Year Plan Chapter on Bharat Nirman was prepared and finalized. The Annual Plan 2008-09 Chapter of Bharat Nirman was also finalized.

4.3.3. Bharat Nirman being a part of the flagship programme of the Government, the progress of individual states was reviewed by the Planning Commission during the Working Group Discussions for the formulation of Annual Plan.

4.3.4. The present status of the physical and financial achievements under various Bharat Nirman components is in Table 4.3.1:

**Table 4.3.1:**  
**Bharat Nirman Cumulative Physical and Financial Achievements from 2005 to 2009**

		Target (2005-09)	Cumulative achieve- ment 2005-09 (Up to 08.07.2009)	Percentage Achieve- ment	Balance to be achieved	Total Amount released (2009)
1	<b>Rural roads</b>					
a	Coverage of habitations to connect villages that have a population of 1000 (or 500 in hilly/tribal areas) with a road	59564	32269	54.2	27295	81262.6*
b	New connectivity in km	146185	85405	58.4	60780	
c	Upgradation of through-routes in kms	194130	155019	79.9	39111	
2	<b>Rural Housing</b>					25766.5*
	Total no of houses	6000000	6902000	115.0		
3	<b>Drinking water supply</b>					22347***
a	Uncovered/Partially covered habitations	55067	51766	94.0	3301	
b	Slipped back habitations	331604	328998	99.2	2606	
c	Quality problem villages	216968	209961	96.8	7007	
4	<b>Telephone connectivity</b>					
	No of villages to be connected	66822	57426	85.9	9396	156.03**
5	<b>Rural electrification</b>					
	Electrification of villages	100000	59882	59.9	40118	15790**
	Connection to 2.3cr households	23000000	5378558	23.4	17621442	
6	<b>Irrigation</b>					19733**
	To bring an additional 10mn ha under assured irrigation	10	6.52	65.2	3.48	
<b>Notes:</b> * Figures upto August 2009 ** Figures upto September 2009 ***Figures upto March 2009						

## 4.4. COMMUNICATION & INFORMATION

4.4.1 Communication & Information Division is primarily concerned with the plans, programmes & policies relating to Telecom, Postal, Information & Broadcasting and Information Technology sectors of the economy. During the year (April 2009- December 2010) major items of work handled by the division include examination of various policy issues, performance review of the sectors and preparatory work relating to formulation and finalization of Annual Plan 2009-10. Besides the above, the Division also looks after maintenance of Planning Commission's web site as well as management of Soochna Dwar. Two IT Projects being implemented by NIC are also looked after by the C&I Division.

## Telecommunications

4.4.2 Telecom sector has witnessed the most fundamental infrastructure changes and institutional reforms since 1991. It has leapt forward tremendously ever since National Telecom Policy 1994 & 1999 is implemented. The National Telecom Policy has led the Private and Public Telecom sector in steep competitive mode for expansion of the subscriber base. The open and unrestricted competition has led to rapid growth of the sector and maximization of consumer benefits continuously downing the call rate. India has become one of the dynamic, promising, and fastest growing Telecom network in the world- network wise third in the world while second in wireless connections.

4.4.3 Growth of Indian telecom sector 2008-09 and 2009-10: (Tables 4.4.1 to 4.4.3; Data source: DOT)

**Table 4.4.1:**  
**Growth of Indian Telecom Sector (2008-2010)**

Year	PSU	Private	Total
2008 March	79.50 million	220.94 million	300.49 million
2009 March	89.55 million	340.18 million	429.73 million
2009 September	95.39 million	413.64 million	509.03 million

**Table 4.4.2:**  
**Teledensity (connection per 100 persons):**

Year	URBAN	RURAL	TOTAL
2008	66.39	9.46	26.22
2009 March	88.84	15.11	36.98
2009 September	101.38	18.97	43.50

**Table 4.4.3:**  
**Wireline vs. Wireless growth:**

Year	Wireless	%	Wireline	%
2002	6.68 million	14.85	38.29 million	85.15
2008	391.97 million	91.17	37.97 million	8.83
2009 September	471.73 million	92.67	37.30 million	7.33



Private sector is growing mainly in wireless mode where as its growth in wireline mode is 1.17% only.

4.4.4 Rural Telephony: The rural growth rate is low in comparison to the urban, 9.46 connections per 100 persons in 2008 and 15.11 in 2009. To connect more people in rural and remote areas a scheme of Rural Community Phones (RCPs) has been launched under Universal Obligatory Fund (USOF) to provide Village Public Telephones (VPTs) and RCPs under Bharat Nirman scheme. It was to connect 66,822 uncovered villages through VPTs and 60,887 VPTs have provided till November 2009. 4,520 villages are identified as either non-existent or inaccessible due to various reasons and hence abandoned. Wireless phones for these areas seem acceptable for its convenience and cost and hence a scheme for creating 7,871 wireless infrastructures in 500 districts in 27 States has been taken up. It is expected that 25% of rural mass can be connected within the Eleventh Plan in the above manner.

4.4.5 Broadband Connection: The broadband subscribers grew from a meager 0.18 million as on March 2005 to about 6.22 million, up to March 2009. It is also envisaged that internet and broadband subscribers will increase to 40 million and 20 million, respectively, by 2010. Rural broadband connectivity would be met in phased manner and 5000 blocks/tehsils would be connected through wireless broadband connectivity. Government has issued Broadband Wireless Access (BWA) Service Guidelines, which will help in expanding broadband connectivity.

4.4.6 Spectrum Release: Mobile transmission as on today uses Second Generation (2G) systems and is insufficient for expansion as there is no enough spectrum available. Many countries have already explored the third generation (3G) system which support increased data communication in high speed apart from mobile

Internet access, entertainment etc. and will have markedly greater capacity and spectrum efficiency. Department of Telecommunications (DOT) seeks the approval of the Cabinet for auction of available blocks of spectrums in various bands for expansion of the services in GSM and CDMA. This in addition will allow Broadband Wireless Access (BWA) and help in boosting broadband penetration in the country especially in the rural areas.

4.4.7 Planning Commission encourages manufacture of indigenous telecom equipment. Indian Telecom Industries manufactures a wide range of telecom equipment suitable to diversified climatic conditions in the country. Many renowned companies like Nokia, Motorola, Samsung, LG Electronics etc. have started productions of mobile phones and other equipments indigenously, meeting more than fifty percent demand within the country. During 2008-09, production of telecom equipment is projected to be Rs.518,000 million. The production of optical cables is expected to increase from Rs.5340 million in 2007-08 to Rs.6090 million in 2008-09.

4.4.8 During the year 2009-10, the following important projects/ schemes/ policy issues pertaining to DOT were examined in the Division:

- Annual Plan 2010-11 allocation of funds for various schemes of DOT.
- Mid Term Appraisal of 11th Plan and Half Yearly Performance review meetings of DOT
- Dedicated and fully secured communications Network for Defence and Security related requirements.
- Undersea cabling between Mainland and Andaman & Nicobar (A&N) Islands through a Spur Route (UMA&N).

- Report of the Task Force on Development of J&K in respect of Telecom sector.
- Various issues relating to allocation of Spectrum.
- CCEA Note for seeking approval for revival of M/s Indian Telephone Industries (ITI) Limited.
- CCEA Note for seeking approval for revival of Tamil Nadu Telecommunications Ltd.
- Mid Term Appraisal of 11th Plan and Half Yearly Performance review meetings of Department of Posts.
- EFC/SFC notes on various projects/schemes of Department of Posts such as Setting up of Market Structure and Mechanism for promotion of India Posts Global Business, Promotion of Philately, Computerization and Networking of Posts Offices Phase-II, Postal Estates Management etc.

### Postal Sector

4.4.9 India Post is the largest network in the world in terms of area covered and population served having more than 1.55 lakh Post Offices across the country in both urban and rural areas. Various services like Retail-Post, e-post, Bill Mail Services, sale of passport application forms, pickup and delivery of Speed Post articles, and banking and insurance services are being provided by selected Post Offices. An agreement has also been entered by the Department with some State governments for making wage payments of Social Security Services/Schemes like National Rural Employment Guarantee Scheme (NREGS) and Old Age Pension payment through Post Office Savings Bank Accounts.

4.4.10 The challenge of providing cost effective and viable services to the customer is also a matter of constant concern. The total revenue during 2008-09 was Rs.5862.33 crore against net working expenses of Rs.9455.42 crore leaving a gap of Rs.3593.09 crore.

4.4.11 During the year 2009-10, the following important projects/ schemes/ policy issues pertaining to Department of Posts (DOP) were examined in the Division:

- Annual Plan 2010-11 allocation of funds for various schemes of Department of Posts.

Note for Cabinet on “Setting up a Secretariat for INDIPEX 2011 World Philatelic Exhibition”.

### Information Technology

4.4.12 The year 2008 was marked by unprecedented global economic crisis. The Global economy slipped into severe recession in 2008 inflicted by a massive financial crisis and acute loss of confidence. This has cast its shadow on the Indian economy, which is estimated to grow at 6.7 per cent in 2008-09 as compared to 9.0 per cent in the fiscal year 2007-08.

4.4.13 In spite of the uncertain global outlook, the Indian Information Technology-Business Process Outsourcing (IT-BPO) industry was able to achieve sustainable growth in fiscal year 2008-09. The revenue aggregate of IT-BPO industry is expected to grow by over 12 per cent and reach US \$ 71.7 billion in 2008-09 as compared to US \$ 64 billion in 2007-08. Industry performance was marked by sustained double-digit revenue growth, steady expansion into newer service lines and increased geographic penetration.

4.4.14 The Indian software and services exports including ITES-BPO are estimated at US \$ 47 billion in 2008-09, as compared to US \$ 40.4 billion in 2007-08, an increase of 16.3 per cent. The IT services exports is estimated to be US \$ 26.9 billion in 2008-09 as compared to

US \$ 23.1 billion in 2007-08, showing a growth of 16.5 per cent in 2008-09. ITES-BPO exports are estimated to grow from US \$10.9 billion in 2007-08 to US \$ 12.8 billion in 2008-09, a year-on-year (Y-O-Y) growth of over 17.4 per cent.

4.4.15 The Indian software and services exports including ITES-BPO is expected to touch US \$ 47 billion (Rs.216, 300 crore) in 2008-09, as compared to US \$ 40.4 billion (Rs.164, 400 crore) in 2007-08, an increase of 16.3 per cent in dollar terms and 31.6 per cent in rupee terms.

4.4.16 During the year 2008-09, electronics and IT exports are estimated to be Rs.235,300 crore, as compared to Rs.177,600 crore in 2007-08 showing a growth of 32.5 percent.

4.4.17 The total number of IT and ITES-BPO professionals employed in India has grown from 284,000 in 1999-2000 to 2.01 million in 2007-08. The total IT Software and Services employment is expected to reach 2.23 million mark in 2008-09 (excluding employment in Hardware sector), a growth of 10.9 percent YOY. The indirect employment attributed by the sector is estimated to about 8.0 million in year 2008-09.

4.4.18 The industry's contribution to the national GDP is estimated to increase from 5.5 per cent in 2007-08 to 5.8 percent in 2008-09.

4.4.19 Government of India created the Office of Adviser to Prime Minister on Public Information Infrastructure and Innovations under Planning Commission and appointed an Adviser to the Prime Minister in the rank of Cabinet Minister. The Terms of Reference of the Adviser to the Prime Minister on Public Information Infrastructure and Innovations would be to advise the Prime Minister in the following areas:

- Operationalising the Integrated National Knowledge Network to connect all knowledge institutions.
- Overseeing broadband connectivity to panchayats and enabling citizen interface to improve public services delivery and citizen empowerment.
- Promoting greater use of Information Communications Technology in Public Transport Systems.
- Promoting greater use of Information Communications Technology in the Justice system.
- Developing an Action Plan for a Decade of Innovation.

4.4.20 The major policy issues/notes/schemes/projects examined in the IT Sector during the year 2009-10 are briefly as follows:

- Annual Plan 2009-10 allocations of funds for various schemes of Department of IT.
- Two projects of Planning Commission, viz. Multilayered GIS mapping of 600 districts and Computer Aided Digital mapping project relating to six cities (Ahmedabad, Bangalore, Kolkata, Chennai, Mumbai and Hyderabad) being executed by NIC.
- EFC Memo and CCEA Note pertaining to National Knowledge Network.
- Proposal of NIC for setting up of National Data Center.
- Proposal for setting up of IT Research Academy (ITRA).
- Proposal pertaining to Skill Development in IT as a part of the National Skill Development Policy 2009 of Government of India, which has set a target of skilling 500 million by 2022.

- Media Lab Asia
- Mid Term Appraisal of 11th Plan and Half Yearly Performance meetings of Department of Information Technology
- Applications received for setting up of infrastructural facilities for STP Units under the Software Technology Park Scheme and participated in the Inter-Ministerial Standing Committee (IMSC) meetings for Electronics Hardware Technology Park (EHTP) and STP schemes.
- Annual Plan 2009-10 proposals of all States and UTs and offered valuable suggestions in so far as IT sector is concerned.
- Special Plan Assistance (SPA) proposals received from NE States relating to IT sector.

### Information & Broadcasting

4.4.21 Information and broadcasting sector consists of Film, Information, and Broadcasting wing. Planning Commission offers guidance for modernizing the technologies and other activities including recommendation for leveraging the FDI inflow for the overall growth of the sector. An amount of Rs.66 crore has been allocated for 2009-10 to take up the various schemes in the Information wing. In the Film wing, two major schemes namely “Museum of Moving Images of Film Division”, and “Setting up of National Centre for Animation and Gaming, and Special effects” were examined. An amount of Rs.60 crore was allocated for 2009-10 to take up the various schemes of the Film wing.

4.4.22 All India Radio and Doordarshan under Prasar Bharati (Broadcasting wing) are allocated funds of Rs.195.00 crore and Rs.280.00 crore respectively for their various schemes. Over the last five/six decades AIR has grown up to 232 Radio stations broadcasting through 374 transmitters (including FM) covering 91.82%

area and 99.16% population. AIR has 149 FM transmitters in its network covering 35-40% population of the country. Government intends to expand the FM broadcasting through private participation by auctioning spectrum and sharing the infrastructure of Prasar Bharati and accordingly brought Phase-I&II for expansion of FM channels. 248 FM stations are in operation through the Private broadcasters as on 31.3.2009. The FM broadcasting Phase-II has led to huge growth in Government revenue and employment generation. Keeping this in view, Planning Commission is continuously encouraging the Ministry for bringing Phase-III schemes to expand FM broadcasting in PPP mode for the tier-3 cities along with policy for broadcasting news in the FM channels. During the year 2009-10 an allocation of Rs.42 crore is made to complete the continuing scheme of Tenth Plan.

4.4.23 During the year 2009-10 some of the important activities undertaken are the following:

- Annual Plan 2009-10 allocation of funds for various schemes of Ministry of Information and Broadcasting.
- Mid Term Appraisal of 11th Plan and Half Yearly Performance meetings of Ministry of Information & Broadcasting.
- In-principle approval for the special scheme “Strengthening of AIR and DD’s signal strength in the Border area of J&K State”.
- Revised approval of ITPO and PIB components of Commonwealth Games with total cost for CWG to the tune of Rs.483 crore.
- Notes for approval of CCEA / EFC for i) digitalization of Transmitters & Studios of Doordarshan and AIR, ii) HDTV of Doordarshan, iii) Museum of Moving



Images of Film Division, and iv) Conversion of IIMC into Media University have been processed during the year 2009-10.

## OTHER ACTIVITIES OF THE C&I DIVISION

### Soochna Dwar or Cyber Café

4.4.24 The Division is also associated in the management of 'Soochna Dwar' or 'Cyber Café'. The facility enables visiting media persons to browse the internet for information. It also provides information and publications to public at large.

### Internal Information Service

4.4.25 This is another service assigned to the Division. It includes bringing out a computerized Daily Digest of selected news items and providing Newspaper clippings of important items to the office of the Deputy Chairman, MOS and other senior officials of the Planning Commission on daily basis.

### Website of Planning Commission

4.4.26 The Division is regularly updating the web-site of the Planning Commission. Efforts have been made to keep the site up to date by putting on the web the latest publication of the Planning Commission.

## 4.5 DEVELOPMENT POLICY DIVISION

4.5.1 The Development Policy Division is mainly concerned with monitoring of the macro-economic parameters of the economy, getting research done in the areas of interest and suggesting policy reforms, preparing briefs, reviews, notes on various aspects of economic policy matters and dealing with Parliament Questions concerning with economic policy matters and Public Distribution System. The Division also examines

the recommendations on Minimum Support Prices (MSP) of various crops emanating from the Commission for Agricultural Costs and Prices (CACPC) on the basis of references received from the Ministry of Agriculture. Besides, as the nodal Division for the Ministry of Consumer Affairs, Food and Public Distribution this Division examines schemes of the Department of Food & Public Distribution and Department of Consumer Affairs. In addition, this Division attends meetings of Monitoring Committees in respect of proposals and activities of Bureau of Indian Standards (BIS), Apex Committee on Sugar Development Fund (SDF) and issues relating to Food & Public Distribution.

4.5.2 During the year 2009-10 and up to end of the December, 2009, the following activities were performed:

- i. The Division examined the recommendations on Minimum Support Prices in respect of foodgrains (kharif and rabi), oil seeds, sugarcane, copra and jute made by the Commission for Agricultural Costs and Prices on the basis of Notes received from the Ministry of Agriculture.
- ii. The Division examined the Annual Plan 2009-10 proposals of the Department of Food and Public Distribution.
- iii. Mid-term Appraisal of the 11th Five Year Plan and Half-yearly Performance Review of the Annual Plan 2009-10.
- iv. The draft Chapter on Governance was prepared in the Division for inclusion in the Annual Plan 2008-09 Document.
- v. The draft Chapter on Food & Public Distribution System and Consumer Protection was prepared in the Division for inclusion in the Mid-term Appraisal of the 11th Five Year Plan Document.



- vi. Prepared briefs and submitted comments on various issues rose for the Cabinet Committee on Economic Affairs and Empowered Group of Ministers.
- vii. Prepared answer of various Starred/ Unstarred Parliament Questions pertaining to this Division.
- viii. The Division examined and conducted meetings in association with concerned Ministries on issues relating to Public Distribution, raised by State Governments.

## 4.6 EDUCATION DIVISION

4.6.1. The Education Division is concerned with all aspects of development planning in the field of education, art, culture, sports games and youth affairs. It does not, however, deal with education related to agriculture and allied sectors, public health, medical education and medical care.

4.6.2. The scope of work of the Education Division covers (i) different stages of education such as preprimary, primary, middle, formal and non –formal education, secondary, university and technical educational as well as (ii) special areas such as education of girl, children of scheduled castes, scheduled tribes and children with disabilities. The major development programmes relate to: Universalisation of elementary education, *Universal Access to* and *Improvement of Quality Education at Secondary Stage*; adult education; vocationalization of education; teacher education; science education; physical education; games and sports; scholarships; languages development; book promotion; libraries; youth service schemes; cultural institutions and activities, etc.

4.6.3. During the year 2009-10, the major activity being undertaken relates to Mid-term Appraisal of the Eleventh Five Year Plan, based on various Consultative Groups/ Sub –Groups

meetings held in the Planning Commission on School Education & Literacy, Higher Education, Culture, Sports and Youth Affairs in participation with the Ministry of HRD, Culture and Youth Affairs & Sports.

4.6.4. In addition, activity related to the continuation of Plan schemes, viz, granting of ‘in-principle’ approvals and examining the SFC/EFC/CCEA proposals in respect of the schemes of the Department of School Education and Literacy, the Department of Higher Education (under the MHRD), the Department of Sports, Department of Youth Affairs (under the M/o YAS) and the Ministry of Culture, continued in the period under review. The Annual Performance Review Meetings were held under the Chairmanship of Member (Education) to review the pace of expenditure of these Departments under the current year 2009-10. These reviews critically examined the progress, identified the problem in implementing schemes and suggested suitable solution for better targeting/utilization of funds.

4.6.5. The officers of the Division during the year participated in review of programmes and polices organized by Institutes like the National University of Educational Planning the Administration (NUEPA), the National Council of Educational Research and Training (NCERT), the National Council for Teachers Education (NCTE) , Project Approval Board (PAB) of SSA, MDM, RMSA , PAB meetings of the National Mission in Education through ICT and the sub-committees of this Mission such as Technical Committee, Due Diligence Committee and TEQIP.

4.6.6. Allocations under the sectors of Education, Youth Affairs and Sports and Culture were also made in respect of the plans of States and Union Territories. In this context, the officers participated in a number of Working

Groups meetings for the finalization of States' Annual Plans 2009-10 proposals.

4.6.7. The Education Division took various initiatives on policy issues during the year, including the following:

- The Officers of the Division participated in the Policy frame work on Information & Communication Technology in partnership with MHRD.
- The Division participated in the presentation on the progress of the major flagship programmes viz. SSA and MDM
- The Division participated in the meetings of Review Mission on SSA-a flagship Programme.
- The Division examined the major schemes under Secondary Education- Information & Communication Technology in secondary schools, Model schools and Kendriya Vidyalaya etc.
- The Division also examined various concept /Cabinet notes and proposals relating to new legislations in higher education, such as establishment of educational tribunals, accreditation regulatory authority, National Commission for Higher Education & Research (NCHER), prohibition of unfair practices in medical and engineering education, Foreign Education Providers Bill, Brain Gain policy and Innovation universities, Amendments to the Central Educational Institutions( Reservation in Admission) Act,2006, National Higher Education Finance Corporation and establishment of the Mahatma Gandhi Institute of Education for Peace and Sustainable Development (MGIEP). The recommendations made by the National Knowledge Commission, Administrative Reforms Commission and the Committee to Advise on Renovation and Rejuvenation

of Higher Education (Yashpal Committee) were examined.

- The Division examined the Cabinet Notes for establishment of 16 new Central Universities, 374 degree colleges in low GER districts, 8 new IITs, IISERs, SPAs and new polytechnics.
- The Division has also been working on a Consultation Paper on PPP in Higher & Technical Education and organised consultations with experts and series of presentation on the subject.
- The Division together with the Plan Coordination Division finalized the format for the Report to the Nation on Education Sector.
- Education Division examined proposals sent by NGOs and autonomous bodies for funding research studies/evaluation studies and provided appraisal notes to the grant-in-aid committee
- Education Division also handled Parliament Questions and assurances, comments for Parliamentary Standing Committees on issues relating to education sector.
- Education Division has examined the State Development Reports of States and UTs during the year under review.

### Youth Affairs and Sports

4.6.8. India is the nation of young people and is blessed with the population of about 70 percent of persons below the age of 35 years. This "Demographic Dividend" is seen as offering a window of opportunity to accelerate the country's rate of growth. To harness the Yuva Shakti in nation-building, various programmes/schemes are being implemented by the Ministry of Youth Affairs. Therefore, the 11<sup>th</sup> Plan

focuses on the problems related to adolescent and youths.

4.6.9. A Consultative Group for Youth Affairs and Sports was constituted for Mid-Term-Appraisal (MTA) of the Eleventh Plan. The Consultative Group reviewed the physical and financial progress achieved during first three years of XI Plan and recommended the strategy that may be adopted for remaining two years to achieve the goals for XI Plan.

4.6.10. Based on the recommendations of ZBB exercise for merging some of the schemes of similar objectives, a central sector scheme namely “National Youth Corps (NYC)” formulated, subsuming the existing schemes of National Service Volunteer scheme (NSVS) and Rashtriya Sadbhavan Yojana (RSY), by the Ministry was examined. An EFC proposal for enhancement of cost norms and change in funding pattern of National Service Scheme was also examined. The meetings of Project Appraisal Committee (PAC) for considering the proposals related to youth and adolescent development were attended by the officers of Education Division, Planning Commission. The meetings of Executive Committee of PYKKA were also attended for considering their proposals for financial assistance to create sports infrastructure at grass root level. In order to hold CG-2010 successfully and timely completion of projects related to sports infrastructure, several proposals for SFC/EFC/ Cabinet Note were examined. Besides, various briefs for attending the meetings of Committee of Secretaries (COS) and Group of Ministers (GOM) in regard to CG-2010 were prepared. The status of the projects related to CG-2010 was reviewed on monthly basis. An officer represented Planning Commission in the central team which visited Goa to assess the funds requirement for sports infrastructure in connection with 36<sup>th</sup> National Games to be held at Goa.

## Art & Culture

4.6.11. The Education Division offers overall guidance in formulation of plans and programmes for preserving and promoting the rich cultural heritage of the country. These are plans / programmes of the Ministry of Culture whose main activities include archaeological excavation, promotion of visual and literary arts, preservation of material and non-material heritage, development of museums, libraries and institutions. Preservation and conservation of India’s rich tangible, intangible and knowledge heritage assumes considerable importance. The heritage covers the entire gamut of cultural activities covering monuments and archaeological sites, anthropology and ethnology, folk and tribal arts, performing arts of music-dance-drama and visual arts of paintings-sculpture-graphics as well as literature and handicrafts.

4.6.12. A Consultative Group for Culture was constituted for Mid-Term- Appraisal (MTA) of the Eleventh Plan. The Consultative Group reviewed the physical and financial progress achieved during first three years of the Eleventh Plan and recommended the strategy that may be adopted for remaining two years of the Eleventh Plan to achieve the goals for the Eleventh Plan, and beyond.

4.6.13. During the period, various plan schemes were examined by way of SFC and EFC proposals and Cabinet notes for continuation during the Eleventh Plan.

## 4.7. ECONOMIC ADVISORY COUNCIL TO THE PRIME MINISTER

4.7.1. The Economic Advisory Council (EAC) to the Prime Minister has been functioning w.e.f 11.8.2009. The composition of the Council is as under:

<b>Dr. C. Rangarajan*</b> Ex-Governor, A.P	<b>Full-time Chairman</b> (In the rank of Cabinet Minister)
<b>Suman K. Berry,</b> Director General, NCAER	Part-time Member in the rank of MOS
<b>Dr. Saumitra Chaudhuri</b> Member, Planning Commission	-d o-
<b>Dr.M.Govinda Rao</b> Director, NIPFP	-do-
<b>Dr. V.S.Vyas,</b> Professor Emeritus, Institute of Development Studies	-do-

#### 4.7.2. The terms of Reference of the EAC are as under:

- Analyzing any issue, economic or otherwise, referred to it by the Prime Minister and advising him thereon;
- Addressing issues of macroeconomic importance and presenting views thereon to the Prime Minister. This could be either suo-moto or on a reference from the Prime Minister or anyone else;
- Submitting periodic reports to the Prime Minister on macroeconomic developments and issues with implications for economic policy;
- Attending to any other task as may be desired by the Prime Minister from time to time.

#### 4.7.3. Administrative Arrangements and Budget

- The Planning Commission is the nodal agency for the EAC for administrative, logistic, planning and budgetary purposes.

- The EAC has been allocated a separate budget for the year 2009-10 under the Ministry of Planning.
- The EAC has established its office in Hall- 'E' of Vigyan Bhavan Annexe. It is functioning on a lean staffing pattern. At the officer level, it has a full time Secretary (in the rank of Joint Secretary to Government), two officers in the rank of Director including PS to Chairman and one in the rank of Deputy Advisor.

#### Tasks Undertaken

4.7.4. In accordance with its terms of reference, the EAC has advised the Prime Minister on a number of issues referred to it by the PM/PMO. Among the important issues addressed by the EAC are on Export incentive for Raw Cotton, Report of the High Powered Committee on oil Companies and Inflation-Policy Options and report on Goods and Services Tax.

4.7.5 EAC has brought out an Economic Outlook 2009-10 in October 09, which provided an independent assessment of the growth prospects.

4.7.6 In addition to formal advice through notes, the Chairman of the Council has also informally advised the PM on important economic issues from time to time.

4.7.7 The Chairman of the Council is a member of the Energy Coordination Committee, Trade and Economic Relations Committee, Agriculture Coordination Committee, Committee on Infrastructure, Committee on Manufacturing and Committee on Climate Change, all chaired by the PM.

4.7.8 The EAC has met regularly throughout the year to deliberate on issues of economic policy and to concretize its views on advice to be given to the PM.



## 4.8 NATIONAL KNOWLEDGE COMMISSION

4.8.1 National Knowledge Commission (NKC) was constituted as per Government Notification of 13th June 2005 with the following Terms of Reference:

- Build excellence in the educational system to meet the knowledge challenges of the 21st century and increase India's competitive advantage in fields of knowledge.
- Promote creation of knowledge in S&T laboratories.
- Improve the management of institutions engaged in intellectual property rights.
- Promote knowledge applications in agriculture and industry.
- Promote the use of knowledge capabilities in making government an effective, transparent and accountable service provider to the citizen and promote widespread sharing of knowledge to maximize public benefit.

4.8.2 The overarching aim of the National Knowledge Commission is to enable the development of a vibrant knowledge based society. This entails both a radical improvement in existing systems of knowledge, and creating avenues for generating new forms of knowledge. Greater participation and more equitable access to knowledge across all sections of society are of vital importance in achieving these goals. Accordingly, the NKC seeks to develop appropriate institutional frameworks to (a) Strengthen the education system, promote domestic research and innovation, and facilitate knowledge application in sectors like health, agriculture, and industry; (b) Leverage information and communication technologies to enhance governance and improve connectivity; (c) Devise mechanisms for exchange and

interaction between knowledge systems in the global arena.

4.8.3 The NKC has submitted over 260 recommendations on 27 different aspects. Different aspects on which the NKC has submitted its recommendations include the following:

I. Libraries; II. Translation; III Teaching in English Language in School; IV. Integrated National Knowledge Network; V. Portals; VI Right to Education; VII IRAHE; VIII. Medical Education; IX. Higher Education; X. Vocational Education; XI E-Governance; XII Legal Education; XIII. Open and Distance education; XIV. Open Educational resources; XV. Management Education; XVI Health Information network; XVII National Science and Social Science Foundation; XVIII Legal framework on Public Funded Research; XIX. Intellectual property Rights; XX. Traditional Health System; XXI School education; XXII. Attracting Talented Students to Maths and Science; XXIII Innovations; XXIV Attracting More Quality PhDs; XXV Engineering Education; XXVI Entrepreneurship; XVII. Knowledge Application in Agriculture;

4.8.4 The Commission has been wound up w.e.f. 31st March, 2009. A cell has been set up, which will be served by Planning Commission through the Scheme '50th Year Initiative for Planning', to look after the implementation of the recommendations of the NKC.

## 4.9 ENVIRONMENT AND FORESTS DIVISION

### Environment & Forests and Climate Change

4.9.1 The E&F Division deals with Plans, Programmes and Policies of the Ministry of Environment and Forests (MOEFs) which relates to Environment, Forests & Wildlife and Climate Change.



As preparatory to the performance review of the MOEF, following actions were taken:

1. An Expert Group constituted under the Scheme of wetlands, visited Major wetlands and a report on wetlands was communicated to MOEF.
2. Final report of the Working Group (WG) on Forestry and Wetland schemes received were examined.
3. Botanical Survey of India (BSI) and Zoological Survey of India (ZSI) visited to review the programmes and institutional strength. A report was prepared and an additional fund of Rs 15 Cr. was recommended to each Department.
4. The programmes of Central Pollution Control Board and its infrastructure facilities to monitor air and water quality were reviewed and a report was submitted.
5. Emphasizing the need to protect Asiatic Lions in the country MOEF was suggested to include “Conservation of Asiatic Lion” as a new sub scheme under the Scheme “Integrated Development of Wild life Habitat” during the Twelfth Plan.
6. A one time special grant of Rs.100 Cr. was recommended for ICFRE, Dehradun in recognition of its excellence in the field of research, education and extension.
7. A proposal from MOEF to change the funding pattern of NRCP and National Lake Conservation Plan (NLCP) for N-E region to 90:10 between the Centre and the participatory states was examined and agreed to for New Projects sanctioned from 1.4.2009 under NRCP but the sharing pattern under NLCP will be considered at 90:10 on project to project basis only.

4.9.2. Major areas in focus for decision making in the Environment, Forests and Wildlife Sector during 2009-10 were:-

1. A paper on “Incentive Mechanism for prevention of Deforestation and conservation of Forest Ecosystem’ was prepared and discussed in an IPC meeting and a workshop was held on 23<sup>rd</sup> March, 2009 to elicit views of the State PCCF’s. An Additional Central Assistance of Rs.500 Crore was allocated which is to be disbursed to States/UTs based on criteria evolved.
2. A paper was prepared to include Environmental criteria with a weightage point in the Gadgil formula for allocation of Central Assistance for State Plans and discussed in the IPC meeting held on 15<sup>th</sup> January 2010.
3. A review of the preparedness of the State in implementing the project on water supply to Keoladev National Park in Rajasthan was undertaken and a report was prepared to enable release of the ACA package of Rs.44.76 Cr.
4. Views on discussion paper on establishment of National Environment Protection Authority (NEPA) were conveyed to MOEF.
5. National Ganga River Basin Authority (NGRBA) was set up and the first meeting was convened on 5<sup>th</sup> October, 2009. Agenda papers were examined and detailed comments were put up. Final cabinet note on fast track for clearance of projects under NGRBA was also examined and a brief prepared.
6. Comments on National Green Tribunal (NGT) Bill were conveyed to MOEF.

7. Comments on the Draft Mission document on Solar Mission, National Mission on Strategic Knowledge for Climate Change and The National Mission for Sustaining the Himalayan Ecosystem were furnished to DCH for consideration in PM's Council on Climate Change.
  8. The discussion papers on Weather Insurance and Clean Development Mechanism opportunities in PSU's are under finalization by the respective committees.
  9. A report was prepared on fund utilization in Ganga Action Plan States of Uttarakhand, UP, Bihar, Jharkhand and West Bengal by a Team constituted by the then Member (Energy).
  10. High Power Committee (HPC) on Statutory Clearances under the Chairmanship of Secretary PC held two meetings on 18<sup>th</sup> February, 2009 & 5<sup>th</sup> May, 2009 respectively. The draft report of the HPC prepared by CPCB is under examination.
  11. EFC/SFC proposals submitted by States for Pollution abatement works under National River Conservation Plan (NRCP) of River Ganga at Munger, Hajipur, Begusarai and Buxar of Bihar State were scrutinized.
  12. To strengthen R&D activities for Climate and Environment and setting up of a National Institute for Climate and Environmental Studies (NICES) a meeting was convened on 14<sup>th</sup> January, 2010 and it was decided that NICES would be funded by Department of Space (ISRO), MOEF, Department of Science & Technology and Ministry of Earth Science.
  13. Inputs were given to MoS (Planning) on the Resolution debated in Lok Sabha for setting up a National Board for Development of Himalayan States. The resolution was withdrawn based on the inputs. A second bill on the same subject is under consideration
  14. Setting up of 50 Treatment Storage Disposal Facilities (TSDF) for hazardous wastes disposal and further R&D on Sludge Hygienation Research Irradiation (SHRI) facility is recommended for the Twelfth Plan period after a visit to TSDF of Ankleshwar, Gujarat and SHRI facility at Vadodara.
- 4.9.3. The following new schemes submitted to the Division by the Ministry were concurred in:
1. 'In-principle' approval was conveyed to MOEF for construction of a new building for MOEF at a cost of Rs. 80 Crore.
  2. 'In-principle' approval was conveyed to MOEF for the World Bank assisted Project Component "Vulnerability line demarcation along the coastal areas/mapping and Delineation of Hazard line along the Indian Coast" to be executed on MOU between DST and MOEF at an estimated cost of Rs.125 Cr.
  3. Amount of Rs.356 Cr. for Rehabilitation of Dal lake dwellers in J&K was granted 'in principle' clearance for implementation with funding from PMRP as a State sector scheme.
  4. EFC/SFC proposals submitted by States for Pollution abatement works under NRCP/ NLCP for River Ranichu at Gangtok, River Ganga in JICA assisted Ganga Action Plan phase -II project at Varanasi in U.P., Mokokchung lake at Nagaland and Ramgarh Lake at Gorakhpur.
  5. EFC Memo submitted by MOEF for CS Scheme "Gram/Panchayat Van Yojana which aims at planting trees in 50 Ha of 2.2 lakh village Panchayat to increase

FTC outside forest area (Unlike NAP) was scrutinized and comments furnished to MOEF. EFC meeting on the proposal was also attended and comments reiterated.

6. A Cabinet Note on up-gradation of the present post of MS-NTCA from rank of IGF/JS to that of Additional PCCF to initiate tiger reservation and enhanced grade pay from Rs 10,000 to Rs.12,000 was examined and concurred in.
7. A proposal from MOEF for allocating Rs.10 Crore to Bhutan and Maldives for setting up SAARC Forestry and Environment Management Center's was examined and provision of Rs.4 Crore out of the Plan Outlay was already provided to MOEF and the remaining Rs.6 Crore during Annual Plan 2010-11 was concurred in.
8. A Draft for the tripartite MOU between MOEF, State Governments and Tiger Reserve management to ensure effective Tiger conservation in the Country was examined and concurred in.

#### 4.9.4. Proposals that are under consideration/not concurred in:

1. While the proposal from Wildlife Crime Control Bureau (WCCB) for building and regional offices for increased outlays was concurred in, a Special incentive package for the Staff of WCCB is under consideration.
2. A representation from Tirupur Dyers Association for Central Assistance of Rs.600 Cr. for construction of Common Effluent Treatment Plant (CETP) referred to E&F Division by WR Division was not supported.

#### 4.9.5. The Division convened the following:

1. Two Consultative Group meetings and a Workshop as a part of MTA of Eleventh Plan of MOEF was held. The MTA chapter

was finalized and communicated to PC Division. Emphasis was laid on achieving the monitorable targets, review of CoEs and ENVIS centers, strengthening of Research Institutions and the need for increase of scientific content in both Environment and Forests Sector.

2. Scheme wise discussion of the Programmes of MOEF for the Annual Plan outlay of 2010-11 was convened and a suitable outlay was recommended based on the achievements of the schemes.
3. For Annual Plan 2009-10 of States/UTs, WG meetings were held and recommendation furnished. To enable Annual Plan discussions, State Governments were advised to ensure that the Annual Plan proposals reflect activities and budgets on Pollution Abatement, including compliance to regulations and ecology under the head Environment and to deal with Forestry and Wildlife separately.

#### 4.9.6. Other items of work completed:

1. Portions relating to E&F and Climate Change was updated and furnished to the PC Divisions for Economic Editor's conference, 2009.
2. Annual Plan Document 2009-10 Chapter on E&F and Climate Change and chapter 1 on Inclusive growth were furnished.
3. Thrust areas were identified and recommended for carrying out Research Studies for the period 2009-10 & 2010-11 and communicated to SER Division.
4. Comments on SDR of Nagaland and Madhya Pradesh were furnished to SP division.
5. Industry Division's draft CoS note on Ban on Plastic Bags was examined and comments furnished.

## 4.10 FINANCIAL RESOURCES DIVISION

4.10.1 Assessment of financial resources of the States and the Centre is an integral part of the planning process. While formulating the Plan, the availability of resources is thoroughly appraised, institutional structure studied, past trend in resources mobilization is considered. All attempts are made to study the absorptive capacity while deciding on the Annual Plan and Five year Plan size of both the Centre as well as the States.

4.10.2 Assessment of financial resources for the Central Sector Plan involves working on the level of gross budgetary support and evaluating internal and extra budgetary resources (IEBR) of public sector enterprises. Aggregate resources of states' and UTs' Plan consists of States own resources (which includes borrowings) and Central Assistance. The Financial Resources Division is responsible for an assessment of financial

resources for both the Central Plan as well as for the State and Union Territory Plans.

4.10.3 During the period under review, the Division has taken up the assessment of financial resources for the Annual Plan 2009-10 of the Centre, States and UTs. While formulating the Annual Plan for 2009-10, performance of Annual Plans for 2008-09 have been evaluated.

### Annual Plan 2009-10: Centre and States

4.10.4. The Annual Plan outlay of the Centre for 2009-10 was finalized at Rs.447921 crore. The financing pattern of the Central Plan is given in Table- 4.10.1. The approved aggregate plan resources for the Annual Plan 2008-09 of all the States and UTs with legislature was Rs.305413.68 crore and Rs. 300634.61 crore in the revised estimate. The approved resources for the annual plan 2009-10 is Rs. 346622.90 crore. The structure of financing of the Plan is given in table 4.10.2.

**Table 4.10.1:**  
**Scheme of financing GBS for Annual Plan of the Centre**

(Rs. crore)

Resources	2008-09 BE	2008-09 RE	2008-09 (Provisional)	2009-10 BE
1	2	3	4	5
1. Balance from Current Revenues (BCR)	104781	-43365	-55453	-61297
1a. External Grants	1795	2748	2794	2136
2. Balance from Non-debt Capital receipts	3523	-2941	-2005	-16686
3. Fiscal Deficit	133287	326515	330114	400996
4. Gross Budgetary Support to Plan (1+1a+2+3)	243386	282957	275450	325149
5. Assistance to States & UTs Plan	63432	78829	77098	85309
% share in total GBS	26.1	27.9	28.0	26.2
6. Budget Support for Central Plan (4-5)	179954	204128	198352	239840
% share in total GBS	73.9	72.1	72.0	73.8
7. IEBR of CPSEs	195531	183950	NA	208081
8. Central Plan Outlay (6+7)	375485	388078	NA	447921

**Table. 4.10.2:**  
**Structure of Financing of State Plans**

(Rs. crore)

Sources of funding	2008-09		2009-10
	AP	RE/LE	AP
States' Own Resources*	2,39,281.82	2,33,556.45	2,59,930.32
(% Share)	(78.3)	(77.7)	(75.0)
Central Assistance	66,131.86	67,078.16	86,692.58
(% Share)	(21.7)	(22.3)	(25.0)
Aggregate Resources	3,05,413.68	3,00,634.61	3,46,622.90

\* Including IEBR of PSE and Local Bodies, AP - Annual Plan, RE = Revised Estimate, LE = Latest Estimate

### Annual Plan 2010-11:

4.10.5 The official level discussions on the estimation of financial resource (FR) for Annual Plan 2010-11 have been commenced on 20<sup>th</sup> November, 2009. Planning Commission has taken up the discussions with States on their Annual Plan 2010-11 as per the schedule and expected to be completed by January, 2010.

### Reports, Review Notes And Other Activities:

- Finalization of Gross Budgetary Support (GBS) in consultation with the Ministry of Finance for the Annual Plan 2010-11 of the Centre, States and UTs for inclusion in the Union Budget for 2010-11.
- Preparation of notes on financial position of the States and Plan financing for a series of meetings between the Planning Commission and the State Governments for finalizing the Annual Plan 2010-11.
- Preparation of notes on financial position of the States and Plan financing to supply to Ministry of Finance (for inclusion in Economic Survey) and Reserve Bank of India.
- Coordination of the activity of participation of the Planning Commission in the pre-budget discussions.

### 4.11 HEALTH, AYUSH, FAMILY WELFARE & NUTRITION

4.11.1 It is an accepted axiom that health sector reforms are fundamental to the sustained economic and social advancement of a nation. To raise the level of health of the country and promote the physical and mental well being of the people, a minimal level of health care needs to be assured to the population, irrespective of the socio-economic diversity spanning the country. Better access to and utilization of health, family welfare and nutrition services have been the core element of the development strategy as orchestrated through various Plans.

4.11.2 The country is at the crossroads of rising costs of health care and growing expectations of the people. The challenge of quality health services in remote rural regions has to be urgently met. Given the magnitude of the problem, Eleventh Five Year Plan had stressed upon transforming public health care into an accountable, accessible and affordable system of quality services.

4.11.3 The Health, Family Welfare & Nutrition Division has the responsibility of:

- Evolving policy and strategy guidelines pertaining to Health & Family Welfare, AYUSH and Nutrition, with a special



reference to the flagship programme, the National Rural Health Mission (NRHM).

- Monitoring changing trends in the health sector viz., epidemiological, demographic, social and managerial challenges.
- Examining current policies, strategies and programmes in health & family welfare and nutrition, both in the State and in the Central sector and suggest appropriate modifications /mid course corrections.
- Suggesting methods for improving efficiency and quality of services.
- Evolving priorities for basic, clinical and operational research essential for improving health status of population/and achieving rapid population stabilization.
- Looking into inter-sectoral issues and evolving appropriate policies and strategies for convergence of services so that the population benefits optimally from on-going programmes.
- Drawing up short, medium and long term perspectives and goals for each of these sectors.
- The Division represents the Planning Commission in :
  - i. Various committees of Department of Health & Family Welfare, AYUSH and Ministry of Women & Child Development.
  - ii. EFC/SFC pertaining to Department of Health & Family Welfare, AYUSH and Ministry of Women & Child Development.
  - iii. Scientific Advisory Groups of Indian Council of Medical Research, National Institute of Health & Family

Welfare, Public Health Foundation of India, etc.

- Expert Panels are set up from time to time to advise the Planning Commission regarding the priorities and targets in the Plans and Programmes related to Health, FW and Nutrition- the resources including manpower and material required, the training programmes to be initiated, standards of construction and equipment for health facilities and the development of health research etc.

### Annual Plan Discussions

4.11.4 The Division had detailed discussions with most of the States/UTs as well as the Central Ministry of Health & Family Welfare for the Annual Plan 2010-11. The discussions focused review of schemes/programmes, health indicators, health infrastructure, human resource, important targets/goals etc. The States were reminded about the commitment to enhance outlays in respect of Health Sector by at least 10% every year for providing improved health care services to the common man. The Annual Plan outlay of Ministry of Health and Family Welfare for 2010-11 was enhanced reasonably.

4.11.5 One activity running throughout the year under review, related to continuation of Plan schemes, viz, granting of ‘in principle’ approval and examining the SFC/ EFC/ CCEA proposals in respect of the schemes of the Department of Health and Family Welfare and Department of AYUSH.

4.11.6 The following are the proposals received by the Planning Commission:

### In-principle approval

- Development of a Medi – Park for Medical technology sector of the country in the

Eleventh Plan and in the plan budget of Ministry of Health & Family Welfare.

- Project identified during the year 2009 – 10 for release for funds out of special fund of Rs. 500 crores.
- Upgradation of Pandit B.D. Sharma Post Graduate Institute of Medical Science Rohtak under Phase II of Pradhan Mantri Swasthya Suraksha Yojana (PMSSY).
- Setting up of an Integrated Vaccine Complex (IVC) at Chengalpattu near Chennai.

### SFC proposals

- Traditional Knowledge Digital Library (TKDL) for extension of the Project upto the end of the 11<sup>th</sup> Plan period.
- AIIMS for construction out reach OPD for AIIMS Campus- II at village Badsa Jhajjar, Haryana.
- Infrastructure development and creation of posts in the All India Institute for Physical Medicine and Rehabilitation (AIIPMR), Mumbai consequent on implementation of the Government decision on reservation of 27 % of seats in the Government run Academic Institute.
- Upgradation of Cancer Hospital Agartala, Tripura.
- Enhancement of Infrastructure required for Reservation of OBC candidates in National Institute of Unani Medicine, Bangalore.
- Creation of Posts and enhancement of infrastructure for starting of New P.G. Courses in National Institute of Unani Medicine, Bangalore.
- NIMHANS for Infrastructure development for Advance Centre of Neuroscience (i) Centre of Molecular Biology and

Diagnostics (ii) Centre for Stem cells (iii) Centre for clinical research & cognitive Neuroscience.

- Implementation of OBC reservation policy in RAK College of Nursing under the control of Ministry of Health & Family Welfare.

### EFC Proposals

- National Programme for prevention & control of Diabetes & Cardio- Vascular Disease and Stroke.
- Implementation of Revised National Tuberculosis Control Programme (RNTCP) under GFATM-RCC Project in the states of Uttar Pradesh, Bihar, Haryana, Andhra Pradesh, Orissa, Chhattisgarh, Jharkhand, Uttarakhand.
- Revised Cost Estimates for setting up of six AIIMS like institution and upgradation of 13 existing Government medical College institutions in various states, in PMSSY Phase-I.
- Proposal for strengthening and upgradation of State Govt. Medical Colleges by way of central funding.
- Proposal for setting up of Pharmacopoeia Commission for Indian Medicine, Deptt of AYUSH.
- Setting up of Council for International Cooperation for Indian Systems of Medicines (CICISM) under the Department of AYUSH.
- Seeking approval for continuation for payment of sale promotion incentive to marketing organisation of sale of Oral Contraceptive Pills under Special Marketing Scheme of Contraceptive of Govt. of India.

- International Institute for Population Sciences Mumbai - Master Plan Infrastructure Development.
- Accessing Global Fund Award for Rolling Continuation Channel project scaling up integrated counselling and testing PPTCT and referred to can support and treatment services for people living with HIV in India.
- National Cancer Control Programme
- Upgradation of the National Institute of Communicable Disease (NICD) to National Centre for Disease Control (NCDC) Delhi.
- Establishment of a Pharmacopoeia Commission for Indian Medicine for development of Pharmacopoeial standard for Ayurveda, Siddha & Unani (ASU) drugs.
- Continuation of Nutrition Programme for Adolescent Girls during 2009 – 10 on a pilot project basis.
- Proposal to set up a National Blood Transfusion Authority to streamline blood transfusion services in the Country.
- Implementation of Polio Eradication Strategy for the years 2009-10 to 2011 – 12
- Setting up of one ‘Plasma Fractionation Centre’.

### Cabinet Notes

- Amendments to the Transplantation of Human Organs Act 1990 – 1999.
- Approval for signing of Memorandum of Understanding for Cooperation in the field of Health & Medicine between the Government of the Republic of India and the Government of Republic of Rwanda.
- Revision of Pay Scales of faculty of seven autonomous Medical Education Institutions under Ministry of Health & Family Welfare.
- Approval for signing of an Agreement for Cooperation in the field of Health & Medicine between the Government of the Republic of India and the Government of the Republic of Bulgaria.
- Proposal for the continuation of the existing Central Sector Scheme for Development of Nursing Services at the revised/modified pattern.
- National Policy on HIV/AIDS and the world of work.
- Modification of the Centrally Sponsored Schemes for Development of Ayurveda, Yoga & Naturopathy, Unani, Siddha and Homeopathy (AYUSH) Hospitals & Dispensaries and mainstreaming of AYUSH under NRHM.
- Recognition of Sowa – Rigpa – Amendment of the Indian Medicine Central Council Act, 1970.
- Central Government Health Scheme (CGHS) – Fixing of terms and subscription rates for Accredited Journalists.
- Annual Health Survey under National Rural Health Mission for preparing District Health Project Creation of an SAG Level post (Project Director).
- Committee of Secretaries on the strategy for preparedness, Control and Containment of Avian Influenza.
- Amendments to the Drugs and Cosmetics (Amendments) Bill, 2009 pending in Rajya Sabha.

### National Tobacco Control Programme

- Amendments to the Drugs and Cosmetics (Amendments) Bill, 2009 pending in Rajya Sabha.

- National Urban Health Mission (NUHM).
- National Rural Health Mission (NRHM) Operationalization Institutional Framework of NRHM – Decisions of Empowered Programme Committee and Mission Steering Group of NRHM.
- Establishment of Central Procurement Agency (CPA).
- Central Council for Research in Siddha by bifurcating the existing Central Council for Research in Ayurveda & Siddha, New Delhi.
- Global Fund for AIDS, TB and Malaria (GFATM) Rolling Continuation Channel (RCC) Project grant assisted Revised National TB Control Programme (RNTCP).
- officers of Department of Health Research, Ministry of Health & FW.
- A meeting was held under the Chairpersonship of Dr. (Ms.) Syeda Hameed, Member (Health) on 8.10.2009 for MTA of Eleventh Five Year Plan with the Secretaries, Health & Family Welfare Department of all States/UTs.
- MTA of the Eleventh Five Year Plan Consultation with the experts/Academicians / NGOs in Health & FW & Nutrition sector was held under the Chairpersonship of Dr. (Ms.) Syeda Hameed, Member(Health) on 8.10.2009.
- A meeting was held under the Chairpersonship of Dr. (Ms.) Syeda Hameed, Member (Health) on 14.10.2009 of MTA for Eleventh Five Year Plan with officers of Department of Health & FW, Ministry of Health & FW.

### Meetings

- A meeting was held under the chairpersonship of Dr. (Ms.) Syeda Hameed, Member (Health) on 8<sup>th</sup> May, 2009 to discuss the issues relating to Mainstreaming of AYUSH under NRHM.
- A meeting was held under the chairpersonship of Prof. Abhijit Sen, Member, Planning Commission on 25.9.2009 for joint evaluation study of Rajiv Aarogyasri Community Health Insurance Schemes.
- A meeting was held under the Chairpersonship of Dr. (Ms.) Syeda Hameed, Member (Health) on 29.9.2009 of MTA for Eleventh Five Year Plan with officers of NACO, Ministry of Health & Family Welfare.
- A meeting was held under the Chairpersonship of Dr. (Ms.) Syeda Hameed, Member (Health) on 29.9.2009 of MTA for Eleventh Five Year Plan with
- A meeting was held under the Chairpersonship of Dr. (Ms.) Syeda Hameed, Member (Health) on 15.10.2009 of MTA for Eleventh Five Year Plan with officers of Department of AYUSH, Ministry of Health & FW.
- A meeting on Prime Minister's National Council on India's Nutrition Challenges was held on 17.11.2009 under the Chairpersonship of Deputy Chairman, Planning Commission.

### Presentations

- A presentation on the documented health risks of genetically engineered foods was made by Jaffrey M. Smith on 30.1.2009.
- A presentation was made by Dr. Anil Kohli, President, Dental Council of India on the proposal of Survey of Dental Manpower in India on 18<sup>th</sup> March, 2009 under the

Chairpersonship of Dr. Syeda Hameed, Member, Planning Commission.

- A presentation on Revisiting issues in Faliciparum Malaria was made by Jan Swasthya Sahyog (Peoples Health Support Group) on 13th May 2009 under the Chairpersonship of Dr. Syeda Hameed, Member, Planning Commission.
- A presentation was made by Health Minister, Government of Andhra Pradesh on 21.7.2009 regarding Rajiv Aarogyasri Community Health Insurance Scheme of Andhra Pradesh under the joint chairpersonship of Prof. Abhijit Sen and Dr. Syeda Hameed, Members, Planning Commission.
- A presentation on National Urban Health Mission was made by Ministry of Health & FW on 23.7.2009 under the chairpersonship of Deputy Chairman, Planning Commission.
- A presentation on impact of Condition Cash transfer Programme on Nutrition was made by Dr. Marie Ruel, Director, IFPRI, New Delhi under the Chairpersonship of Dr. Syeda Hameed, Member (Health) on 13.10.2009.
- A presentation was made by Dr. Nirupam Bajpai, Senior Development Adviser & Director, South Asian Programs, The Earth Institute at Columbia University on Findings of Mid – Term Evaluation Report of National Rural Health Mission under the Chairpersonship of Dr. Syeda Hameed, Member (Health) on 7.12.2009.
- A presentation on Water Purification Device based on AYUSH knowledge systems to prevent infections and diarrhoea by Dr. Padma Venkat, Joint Director (FRLHT) was held on 9.12.2009 under the co-chairpersonship of Dr. Syeda Hameed and

Dr. K Kasturirangan, Members, Planning Commission.

- A presentation on Relevance of Dai Tradition - Jeeva Project by Dr. Mira Sadgopal was held on 30.12.2009 under the Chairpersonship of Dr. Syeda Hameed, Member (Health), Planning Commission.

### 11<sup>th</sup> Five Year Plan

4.11.7 The 11<sup>th</sup> Five Year Plan provides an opportunity to restructure policies to achieve a New Vision based on faster, broad based and inclusive growth. Given the shortages in health infrastructure and human resources for health along side poor governance and management, the major challenge for the Plan has been to introduce community-oriented systems in order to improve access to quality health care for the people living in rural as well as urban areas. Reducing disparities in health and nutrition across regions and communities by ensuring access to affordable health care and nutritious food has been a formidable challenge. In order to address the challenges, a comprehensive approach for health sector was envisaged, encompassing individual health care, sanitation, clean drinking water, access to food and knowledge of hygiene and feeding practices. The Eleventh Plan promised special attention to the health and nutrition of marginalized groups such as adolescent girls, women of all ages, children below the age of three, older persons, disabled and tribal groups. In promoting health as a right for all citizens, gender equity was specified as an overarching concern.

Time Bound Goals For The Eleventh Five Year Plan (Health Sector)

- Reducing Maternal Mortality Ratio (MMR) to 1 per 1000 live births.
- Reducing Infant Mortality Rate (IMR) to 28 per 1000 live births.



- Reducing Total Fertility Rate to 2.1
- Providing clean drinking water for all by 2009 and ensuring no slip-backs.
- Reducing malnutrition among children of age group 0-3 to half its present level.
- Reducing anaemia among women and girls by 50%.
- Raising the sex ratio for age group 0-6 to 935 by 2011-12 and 950 by 2016-17.

4.11.8 To review the commitments and make a balanced assessment of the progress in the Eleventh Plan, in addition to analysis of sectoral data, review of official documents and other reports, consultations with the experts in the field, nodal departments of the implementing Ministries as well as the State departments dealing with the subject; it was decided to also 'Listen to the Voices from the Field' as a part of the mid-term appraisal exercise. Accordingly, areas of shortfall in plan performance will be identified along with reasons thereof and mid-term corrections if required, will be taken up in the implementation of the plan by evolving modifications in policy measures / plan strategies and also to identify the priority in the health sector.

4.11.9 Health-seeking behavioural trends in the society suggest that there is a growing tendency to seek help for specific health needs from different systems of medicine. Modern medicine is the first choice for surgery, acute conditions and emergencies. For common and chronic ailments, there is some preference for AYUSH. Mainstreaming AYUSH has been adopted as one of the strategies for the Eleventh Plan.

4.11.10 The Rashtriya Swasthya Bima Yojana (RSBY) is another effort to provide protection to BPL households in the unorganised sector from financial liabilities arising out of health shocks that involve hospitalization.

## National Rural Health Mission

4.11.11 Review of the National Rural Health Mission in its fourth year reveals that NRHM has set in motion the reforms process in bringing improvement in the public health delivery. However, the situation needs to change on a fast track mode at the grassroots. Further, the reforms have to be all encompassing comprising of provision of generic drugs, application of low cost indigenous technology, involving the RMPs, equity in funding, cost sharing/recovery, cross subsidization, risk sharing and performance based funding. The Government will need to curtail the out of pocket expenses, especially of the poor and keep health care costs under control. The status as on 30.11.2009 shows:

- Out of the 7.36 lakh Accredited Social Health Activists (ASHAs) selected, 5.58 lakh ASHAs have completed up to 4<sup>th</sup> module of training and only about 1.67 lakh ASHAs have completed all five modules. 4.95 lakh ASHAs have been positioned with drug kit against the target of 6 lakh fully trained ASHAs by 2008. There is a 72% shortfall of fully trained ASHAs.
- 4.42 lakh Village Health and Sanitation Committees (VHSCs) have been constituted against the target of 6 lakh VHSCs by 2008.
- 39,515 Sub-centres (SCs) have been provided 2 ANMs against the target of 1.05 lakh SCs by 2009. 8745 SCs are without even one ANM against the aim of providing 2 ANMs for each SC in the country.
- 8,326 Primary Health Centres (PHCs) are functional on 24X7 basis and 6,588 PHCs have 3 Staff Nurses posted against the target of 18,000 PHCs with 3 Staff Nurses by 2009

- 3,610 Community Health Centres (CHCs) are functional on 24X7 basis. However, information on strengthening/establishing of targeted 3250 CHCs with 7 specialists and 9 staff nurses by 2009 is not available.
- 517 out of total 578 District Hospitals (DHs) have been strengthened to act as First Referral Units (FRUs).
- 21,358 Rogi Kalyan Samitis/Hospital Development Committees have been constituted at PHC/CHC/DH levels against the target of 37,100 RKSs by 2009.
- State & District Societies are in place except at State level in West Bengal. District Programme Managers and District Accounts Managers are in position in 577 and 575 districts respectively.
- 343 Districts have operational Mobile Medical Units (MMUs) against the target of 600 MMUs by 2009, one for each district. Besides, boat clinics in Assam & West Bengal, emergency transport system in Andhra Pradesh, Gujarat, Karnataka, Goa, Uttarakhand, Assam, Rajasthan and GPS enabled MMUs in Gujarat are in operation.

### **Pradhan Mantri Swasthya Suraksha Yojana (PMSSY)**

4.11.12 Phase 1 of PMSSY envisaged establishment of 6 new AIIMS like institutions and upgradation of 13 State Govt. medical college institutions to the level of AIIMS. For the new AIIMS like institutions, construction of medical colleges & hospital complexes and construction of residential complexes have been taken up as separate activities. Construction of medical colleges & hospital complexes has not started. Detailed Project Reports (DPRs) have been finalized on the revised cost estimates. Progress with respect to upgradation of 13 State Govt. medical college institutions is better as

upgradation of six State Govt. medical college institutions is envisaged to be completed by the end of 2009, for five in 2010 and for remaining the remaining two in 2011. Establishment of 2 new AIIMS like institutions and upgradation of 6 State Govt. medical college institutions to the level of AIIMS under Phase II of PMSSY was also approved on 5th February 2009.

### **AYUSH**

4.11.13 During 2009-10, the thrust areas have been strengthening network of AYUSH rural dispensaries and hospitals in the country; educational reform and strengthening of educational institutions; establishing internationally acceptable pharmacopeial standards; creating public awareness about the strengths and limitations of AYUSH systems (via national campaigns); strategic interventions for conservation and cultivation of priority medicinal plants in different bio-geographic and agro-climatic zones; strengthening AYUSH Research Councils; Supporting All India or Regionally coordinated demonstration projects on a) AYUSH and public health b) AYUSH informatics c) cataloging and digitization of medical manuscripts d) revitalisation of community based local health traditions etc.

### **Nutrition Programme of Adolescent Girls**

4.11.14 A Nutritional Programme for Adolescent Girls (NPAG) was launched in 51 districts on a pilot basis in 2002-03. Ministry of Women and Child Development is implementing the programme since 2005-06 and was implemented in the year 2009-10 as well.

### **Nutritional Component of Integrated Child Development Services**

4.11.15 The Integrated Child Development Scheme, which has been in existence for over three decades, was intended to address the

problem of child and maternal malnutrition. Child malnutrition has barely declined at all in a decade and anaemia among women and children has actually risen and a third of all adult women were undernourished at the end of 1990s and also in 2005-06. The nutrition component of the programme aims at improving the health and nutrition status of children in the 0-6 years age group and pregnant and lactating women by growth monitoring, providing supplementary nutrition, referring severely undernourished children to the health providers and nutrition and health education and counseling. However, there is a need to not only expand the coverage under ICDS but also improve the quality of the programme.

#### 4.12 HOUSING AND URBAN DEVELOPMENT DIVISION

4.12.1 The demographic and economic importance of cities has grown in India, and therefore, they need far greater attention than they have so far been given. Cities are contributing to the extent of 55-60% to the country's GDP. Hence, we need to focus on providing adequate infrastructure in the cities to make them livable and affordable. A key element of the strategy for inclusive growth would be an all out effort to provide urban poor with access to basic facilities such as water supply, sanitation & Drainage, transport, affordable housing, etc.

4.12.2. The salient aspects of urbanisation in India in recent decades are:

- The trend of concentration of urban population in large cities and agglomerations is getting stronger;
- Slowing down of urbanisation during 1981-1991 and 1991-2001 as compared to 1971-1981 and 1961-1971; and
- Large variations patterns of urbanisation in various states and cities.

With the expected rapid economic growth in the country urbanization is likely to intensify in future. The percentage of urban population is expected to rise sharply from 93 to 97.5 in Delhi, 44 to 69 in Tamil Nadu, 42 to 52 in Maharashtra, 34 to 46 in Punjab, 37 to 45 in Gujarat, 34 to 42 in Karnataka, and 29 to 41 in Haryana by 2021.

4.12.3. The number of urban agglomerations and towns has increased from 3768 in 1991 to 5161 in 2001. Further, this urbanization is characterized by incomplete devolution of functions to the elected bodies, lack of adequate financial resources, unwillingness to progress towards municipal autonomy, adherence to outdated methods in property taxation, hesitation in levy of user charges, unsatisfactory role of parastatals in the provision of basic services viz., water supply and sanitation etc. In addition, governance requirements under the 74<sup>th</sup> Constitutional Amendment Act in respect of the District Planning Committees and Metropolitan Planning Committees have not been met in a number of States.

4.12.4. Housing and Urban Development (HUD) Division has the responsibility of planning, coordination, formulation, processing, examination, analysis, monitoring etc. of Schemes / Programmes implemented by Ministries of Urban Development (MoUD), Housing & Urban Poverty Alleviation (HUPA). The broad sector comprises Social Housing, Urban Development, Urban Transport, Urban Poverty Alleviation, Up gradation of Slums, etc.

#### Jawaharlal Nehru National Urban Renewal Mission (JNNURM)

4.12.5. A major initiative taken by the Government is the Jawaharlal Nehru National Urban Renewal Mission, launched in December 2005, which aimed at focused attention to integrated development of urban infrastructure

and services with emphasis on provision of basic services to the urban poor including housing, water supply, sanitation, slum improvement, community toilets/baths etc. within a seven year period. It rests on the postulate that cities are making meaningful contribution in India's economic growth and poverty reduction. This programme seeks to fulfill the Millennium Development Goals (MDGs) and is envisaged to operate in a Mission mode by facilitating investments in urban infrastructure. The Mission seeks to achieve the objective of integrated development of 65 mission cities, for which each city is required to formulate its City Development Plan (CDP), bringing out long term vision for the city and support its efforts by infrastructure project. An essential requirement of the Mission is implementation of urban reforms, within the mission period. It also aims to leverage and incorporate private sector efficiencies in development, management, implementation and financing of projects, through Public Private Partnership (PPP) arrangements, wherever feasible.

4.12.6 Status of Implementation: - Information on implementation of all the four components of JNNURM including revised allocation and amount of ACA commitment made so far( as in Jan.2010) is as under:-

- i. As regards Sub-Mission I on Urban Infrastructure & Governance, 473 Projects with ACA Commitment of Rs. 24236 crore have been sanctioned and Rs. 8986 crore have been released. For Basic Services to Urban Poor, 462 projects costing Rs.25343 crore with ACA commitment of Rs.12807 crore have been sanctioned and Rs.4191 crore released.
- ii. As regards smaller cities & towns, under IHSDP 842 projects costing Rs.8517 crore with Central share of Rs.5692 crore have been sanctioned and Rs.3000

crore released. For Urban Infrastructure Development Scheme for Small and Medium Towns (UIDSSMT), 752 projects with total project cost of Rs.12820 crore, eligible Central share Rs.10267 crore has been sanctioned and Rs.5858 crore released.

4.12.7 Ministry of Urban Development has taken up the matter of funding for purchase of buses for Mission cities under UIG component of JNNURM. About 15,260 buses have been approved by the Central Sanctioning & Monitoring Committee of the Ministry of Urban Development with admissible Central assistance of Rs.2092 crore and Rs. 1037 crore have been released.

4.12.8 Urban Reforms: - The Mission is reforms driven, i.e. the States and Cities are required to undertake certain reforms, mandatory as well as optional, as a pre-condition to accessing funds for the various projects. The reforms aim at improving financial health of the local bodies, sustainability of assets created, improvement of Urban Governance and service delivery and are to be completed within the Mission period. Status of implementation of reforms shows that many states are lagging behind the schedule. This needs to be expedited.

4.12.9 JNNURM allocation for 2009-10 is Rs. 12685.18 crore against Rs. 6890 crore for 2009-09. Component-wise allocation for 2009-10 is as under:-

(i) UIG	Rs. 5960.13 crore
(ii) BSUP	Rs. 2524.65 crore
(iii) UIDSSMT	Rs 3082.82 crore
(iv) IHSDP	Rs 1117.58 crore

4.12.10 Officers of HUD Division have been attending meetings of Central Sanctioning and Monitoring Committee and Review Committee Meetings of the respective Ministries.



## 4.12.11 Expected Outcomes of JNNURM:

- Financially sustainable cities for improved governance and service delivery.
- Universal access to basic services in urban areas.
- Transparency and accountability in governance.
- Adoption of modern transparent budgeting, accounting and financial management systems.

**E-Governance in Municipalities:**

4.12.12. National Mission Mode Project on E-Governance in Municipalities is proposed to be implemented in 423 Class I cities to provide single window services to citizens so as to enhance the efficiency and productivity of ULBs. A total of 35 cities with million plus population are to be covered as part of the JNNURM. The scheme proposes to improve the delivery of eight services including issuance of birth and death certificates, payment of property tax and utility bills, building plan approval, health programmes, etc. Six Detailed Project Reports have been approved under the initiative, amounting Rs.56.26 Crore where the Additional Central Assistance is Rs. 24.20 Crore.

**Development of satellite towns /counter-magnet cities:**

4.12.13 Metro and mega cities, which have become centers of trade and commerce, have to cope with the problem of unabated immigration from small and medium towns. The scheme is being implemented with a view to develop urban infrastructure facilities such as drinking water, sewerage, drainage and solid waste management etc at satellite towns/ counter magnets around the seven mega-cities so as to reduce pressure on the mega cities. The

scheme is being run on pilot basis in 8 satellite towns around 7 mega cities and an outlay of Rs.500 crore has been provided for the Eleventh Plan. The scheme is recently approved in July, 2009, State Governments have been requested to select the towns to be covered and prepare CDPs and DPRs, etc.

**Commonwealth Games:**

4.12.14 Delhi Development Authority (DDA) has been assigned the task of development of Games Village, Competition Venues for Sports Events viz., Table Tennis, Badminton, Squash and Billiards & Snookers etc. for the forthcoming Commonwealth Games, 2010. To develop requisite facilities at sports complexes in Delhi, a provision of Rs. 125 crore was made for 2009-10 which has been enhanced to Rs.529.55 crore at RE stage. A provision of Rs.176.90 crore has been made for 2010-11.

**Urban Poverty Alleviation**

4.12.15 Percentage of population below poverty line in urban areas in India has declined from 32.3 % in 1993-94 to 25.7% in 2004-05 (based on the Uniform Recall Period). The NSSO 61<sup>st</sup> Round shows that while urban poverty has registered a decline in percentage terms, it has increased in absolute terms by 4.4 million persons during this period.

**Swarna Jayanti Shahri Rozgar Yojana (SJSRY):**

4.12.16 This Centrally Sponsored Scheme, launched in 1997, was meant to provide gainful employment to the urban unemployed/under-employed (below the urban poverty line) through:

- i) Encouraging setting up of self employment ventures; and
- ii) Provision of wage employment.



4.12.17 The only scheme of Government of India dedicated to urban poor addressing the issues of community mobilization, employment, skill development and capacity building for the urban poor including Self-Help Groups as an integrated package - implemented by the Ministry of Housing & Urban Poverty Alleviation is Swarna Jayanti Shahri Rozgar Yojana (SJSRY). An amount of Rs. 515 crore was made for 2009-10 which has been reduced to Rs.428.69 crore at RE stage. A provision of Rs.564.60 crore has been made for Annual Plan 2010-11.

### Housing

4.12.18 Housing, besides being a very basic requirement for the urban settlers, also holds the key to accelerate the pace of development. Investments in housing, like any other industry, have a multiplier effect on income and employment. It is estimated that overall employment generation in the economy due to additional investment in the housing/construction sector is 8 times of the direct employment. Construction sector employment is growing at the rate of 7% per annum. Housing provides opportunities for home-based economic activities. Housing also has a direct impact on the steel, cement, marble/ceramic tiles, electrical wiring, PVC pipes and various types of fittings industry, which make a contribution to the national economy.

4.12.19 The estimated housing shortage for EWS and LIG categories at the start of the Eleventh Plan was 24.71 million. To this has to be added the estimated increase in housing requirement of 1.82 million during the years 2007-2012 making the total 26.53 million at the end the XI Plan period. To address the housing shortage, Government has taken a number of initiatives such as BSUP and IHSDP components of JNNURM and Interest Subsidy Scheme for Housing the Urban Poor (ISSHUP).

### Slums and Slum Rehabilitation

4.12.20 Rajiv Awas Yojana The scheme was announced by the Honourable President in her address to the Parliament in June, 2009 with a vision to make the country slum free. The details of the scheme included coverage of cities, availability of land, admissible component, financing mechanism, involvement of PPP, etc. are being worked out in consultation with various stakeholders. Rs.150 crore has been earmarked for RAY for 2009-10.

4.12.21 To discuss the modalities of the scheme, its structure including the magnitude of problem, financing mechanism, Member (AM) took a meeting with Secretary (HUPA), leading financial institutions, developers and private sector participants on 16.12.2009. Issues pertaining to incentives to developers, FSI relaxations, property rights and mechanism for involvement of private sector, etc. were discussed.

### URBAN TRANSPORT

4.12.22 As per National Urban Transport Policy there is a need to maximize efficiency in the use of energy in promotion of efficient and modern ITS enabled public transport systems along with pedestrianisation and non motorized transport. Establishing an efficient and modern ITS enabled public transport system along with prioritization of pedestrianisation, non motorized transport is the best way to engineer a shift from the use of personalized vehicles to public transport.

4.12.23 There is a growing demand from several states for setting up metro projects, which are highly capital intensive and fare revenue are not able to sustain the capital and operational costs.

**MRTS:**

4.12.24 As per 2001 Census, there are 35 cities with million plus population. Except for Mumbai, Kolkata and Delhi, none of the mega cities has a Mass Rapid Transit System (MRTS). The Delhi Metro Project is progressing as per schedule and Phase-I is fully operational. Phase-II of Delhi Metro is under implementation.

4.12.25 Development of metros was first taken up in Kolkata, but subsequently a network has been built in Delhi and it has been broadened to cover not only a large part of the city but NOIDA and Gurgaon as well. Subsequently GOI has given clearance for metros at Bangalore and Chennai and for the second phase of Kolkata metro. Hyderabad and Mumbai are developing metro systems on PPP basis. Statement of allocation for metro projects is as under: -

**Table: 4.12.1**  
**Outlay (BE & RE) for Metrorail**

(Rs. in crore)

Item	2009-10 (BE)	2009-10 (RE)	2010-11 (BE)
Equity to metro	790.79	1162.34	995.00
Subordinate Debt	67.61	67.61	100.01
Grant to DMRC	89.60	99.80	0.00
Pass Through Assistance	1310.00	2985.00	3322.21

**Other activities:**

4.12.26 The HUD Division intensively examined various new proposals, including Rajiv Awas Yojana, Cabinet Notes, EGOM Notes, CCEA Notes, EFC proposals. The Division undertook extensive exercise for preparation of MTA of 11<sup>th</sup> Plan including organization of Workshop at India Habitat Centre. The division attended to miscellaneous activities including replies to the Parliament Questions, preparation of material / information for President's address, economic

survey, issues pertaining to allocation for Flagship programme JNNURM.

4.12.27 The division finalized the outlays for Annual Plan 2010-11, in respect of the Ministries of UD and HUPA.

**4.13 INDUSTRY DIVISION**

4.13. 1. Industry Division is nodal division for following Ministries/Departments:

- Department of Industrial Policy & Promotion
- Ministry of Textiles
- Department of Fertilisers
- Department of Chemicals & Petrochemicals
- Department of Pharmaceuticals
- Ministry of Heavy Industries & Public Enterprise
- Ministry of Corporate Affairs
- Ministry of Steel

In addition the division deals with Industry component of Plan Schemes in respect of the following Departments:

- Department of Biotechnology
- Department of Atomic Energy
- Department of Scientific & Industrial Research
- Ministry of Shipping
- Ministry of Petroleum & Natural Gas

4.13.2 The Annual Plan discussions culminating in finalisation of schematic outlays were held with the above Ministry/Departments. In-depth discussions and Member level discussion were arranged for Annual Plan 2009-10 in respect of

the Ministries/Departments covered by Industry Division.

- i. Half Yearly Performance Review (HPR) meetings in respect of above Ministries/Departments were held to evaluate the progress of different schemes and utilization of resources.
- ii. The Industry Division participated in various decision making / approval for investment projects.
- iii. Industry Division participated in an Inter Ministerial Group constituted by Department of Industrial Policy & Promotion for evaluation of the Transport Subsidy Scheme.
- iv. Mid Term Appraisal of Eleventh Plan for Industry Sector was carried out under the Chairmanship of Member (Industry).
- v. An expert Group was constituted on 'Innovation' for Mid Term Appraisal of Eleventh Plan.
- vi. A committee to suggest options and modalities to take care of the disadvantages suffered by the domestic industry related to power sector was constituted under the Chairmanship of Member (Industry).
- vii. Revival and Restructuring proposal of Public Sector Undertakings under the aegis of various Department/Ministries under purview of Industry Sector, as recommended by BRPSE were scrutinized /examined and comments given for consideration of COS /CCEA.
- viii. Notes for Cabinet/CCEA/COS were examined.
- ix. Investment proposals for EFC/PIB were examined from techno-economic angle and comments given for incorporation in the appraisal note.

- x. Participated in various meetings pertaining to various States like Annual Plan and HPR.

4.13.3. Major Programmes under the purview of Industry Sector with Outlay during 2009-10 (RE) are:

- NATRIP - Testing facility in automobile : Rs. 145 crores.
- Upgradation of Industrial Cluster Scheme Rs. 100.00 crores
- Indian Leather Development Programme Rs. 140.00 crores
- Scheme for Integrated Textile Parks Rs. 397.00 crores
- Cotton Technology Mission : Rs. 60.00 crores
- Jute Technology Mission : Rs. 70.00 crores
- Technology Upgradation Fund Scheme (Textiles): Rs. 3140.00 crores
- Atomic Energy Industry : Rs. 614.90 crores
- Setting up of new NIPER like Institutes : Rs. 44.15 crores
- Assam Gas Cracker project : Rs. 316.31 crores

4.13.4 The Minerals Unit deals with the proposals of Ministry of Mines, Ministry of Earth Sciences for Poly-metallic Nodules Programme and Ministry of Steel and Department of Atomic Energy (DAE) for mineral sector. Following activities were carried out in the Unit.

- Finalization of Annual Plan 2009-10 in respect of proposals of Ministry of Mines, Ministry of Earth Sciences for Poly-metallic

Nodules Programme, Ministry of Steel and Department of Atomic Energy (DAE) pertaining to mineral sector

- Preparation of chapter on 'Minerals' for Annual Plan 2009-10 document.
- Half Yearly Performance Review (HPR) meeting of the Ministry of Mines was held for evaluating the physical and financial performance of the Organisations /PSUs under the ministry.
- Meeting of Central Geological Programming Board (CGPB) was attended for critically examining the work done by various geological and other related organizations and programmes approved for the Annual Plan 2009-10.
- Notes for the Cabinet Committee on Economic Affairs (CCEA) related to minerals were examined.
- Draft Mines and Minerals (Development and Regulation) Act, Bill circulated by the Ministry of Mines was examined and comments were communicated to the Ministry.
- Cases pertaining to National Mineral Policy, 2008, and exports of chromite were also dealt in the Minerals unit.
- Working Group discussions were held in the Unit for Annual Plan 2009-10 to discuss the proposals of various state governments on mineral sector and finalized the outlays for mineral development in the states.
- Minerals Unit was also actively involved in deliberations and preparation of report of High Powered Committee set up by the Ministry of Mines under the chairmanship of Additional Secretary (Mines) to review the functioning of Geological Survey of India (GSI).

## 4.14 INTERNATIONAL ECONOMICS DIVISION

4.14.1 The International Economics Division is responsible for the study of issues relating to India's foreign trade and balance of payments, issues concerning foreign investments and, international cooperation in the context of the planning process. The Division coordinates with various Ministries and Organizations on issues related to bilateral and multilateral economic cooperation. The Division also handles works relating to bilateral and multilateral technical cooperation involving Organizations such as World Bank, International Monetary Fund, Asian Development Bank, United Nations Conference on Trade and Development and World Trade Organization as well as regional arrangements such as Economics and Social Commission for Asia and the Pacific and South Asian Association for Regional Cooperation. In this context, the Division is engaged in analyzing the trends and issues in the international economy. The Division also handles among others, Plan allocation for Mega Projects under the Plan Schemes of Ministry of External Affairs.

In addition to the above-cited activities, the work relating to various Plan scheme of the Department of Commerce is also being handled by I.E. Division. The work pertaining to the Department of Commerce involves various of Plan schemes such as Assistance to State for Infrastructure. Development of Exports (ASIDE), APEDA, MPEDA, E.C.G.C., MAI, N.E.I.A. Tea Board, Rubber Board, Coffee Board, Spices Board and other schemes. The Division also deals with the Annual Plan proposals of DOC, Half Yearly Performance Review of various Plan Schemes and their finalization of the outlays on the basis of the performance/outcomes of each scheme.

The Division finalized Annual Plan outlays for MEA & DoC for 2007-08 proposals in

consultation with the Ministry of External Affairs and the Department of Commerce.

**I Papers related to meetings of high level meetings such as EGoM, Cabinet meetings and Committee of Secretaries meetings have been handled by the International Economic Division:**

- GoM meetings to consider issues related to WTO
- Notes for information on current status of negotiations in WTO
- Note on Crop Insurance scheme for tea, rubber, spices and tobacco
- Agenda note relating to meetings of Trade Economic Relations Committee were examined and submitted.

**II. Various Draft Cabinet notes were processed and submitted**

- Draft Cabinet Note for seeking approval for the Cabinet Committee on WTO affairs for obtaining Observers' Status to Agreement on Government Procurement (GPA) of WTO.
- Draft Note for the Cabinet Committee on Economic Affairs on Review of Policy on Foreign Technology Collaboration.
- Draft Cabinet Note on Agreement and Protocol between the Government of Republic of India and the Government of the Republic Mozambique for the Avoidance of Double Taxation (DTAA) and Prevention of Fiscal Evasion with respect to Taxes on Income.
- Draft Note for Cabinet Committee on Economic Affairs on Review of Policy on Foreign Technology Collaborations.
- Draft Note for Cabinet Committee on Economic Affairs on Crop Insurance Scheme.

- Draft Cabinet Note for seeking a revised mandate for finalization of issues relating to Market Access Modalities and Rule Making during the Third Round of Negotiations under the Global System of Trade Preferences (GSTP) among developing countries.
- Draft Note for Cabinet Committee on Economic Affairs regarding Review of cases requiring prior approval of the Foreign Investment Promotion Board / Cabinet Committee on Economic Affairs.
- Draft Note for Cabinet Committee on Economic Affairs regarding Coffee Debt Relief Package – 2009.
- Draft Cabinet Note on Agreement and Protocol between the Government of the Republic of India and the Kingdom of Norway for the Avoidance of Double Taxation (DTAA) and Prevention of Fiscal Evasion with respect to Taxes on Income.

**III Following subjects were examined and relevant Reports prepared and submitted:**

- New Path to Stability and Growth for the Parliamentary Conference on Global Economic Crisis held in Geneva.
- Global recession – measures to deal with the situation in context to decline in exports and job losses.
- Report on the role of international investment in India's economic performance.
- Trade Support Programme (TSP) (2009-12) in context to UK's Department of International Development (DFID) assistance.
- China's export restriction on raw materials having negative affect on US industry.



- WTO negotiations in respect of the provisions relating to dual pricing of natural resources in the Agreement on Subsidies and Countervailing Measures (ASCM).

**IV Following proposals received from DoC and Ministry of External Affairs seeking in-principle approval were examined by I E Division for according in-principle approval:**

- Proposal for in-principle approval regarding MEA's Mangdachu and Punatsanchhu –II Hydropower Projects in Bhutan.
- DoC proposal for IPA for revision of the conditions for assistance for Table Eggs under the Transport Assistance Scheme.
- Proposal of DoC for the formation of Cashew Board.
- Proposal for replantation and rejuvenation of pepper in Waynadu and North East.
- Proposal for implementation of the scheme for social welfare in respect of plantation workers.
- Proposal for formation of Cashew Board
- SFC meeting of the Department of Commerce for discussing issues relating to streamlining the procedure for furnishing online data from DGCI&S.

**V Meetings attended :**

- Meetings of the Sub Committee of Market Access Initiative Scheme of the DoC.
- Meetings of the Empowered Committee of Market Access Initiative Scheme , DoC
- Annual Review meetings to review performance of 2007-08 for the Ministry of External Affairs and the DoC

- The meeting of the IBSA Working Group
- Meetings of Department of Expenditure for finalization of the Revised Estimates of DoC and Ministry of External Affairs.
- Annual Review Meetings for the Projects being implanted by MEA.
- CNE meetings of proposal from MEA and Ministry of Indian Overseas Affairs

**VI Papers examined and comments submitted :**

- Proposal of Fortune Forum to fulfill UN Millennium Development Goals.
- Paper on the Fifth Triennial Review of the WTO Agreement on Technical Barriers to Trade.
- Note on Policy on Evaluation from Department for International Development of the British Government .
- Letter from the Chief Minister Kerala regarding India – ASEAN Free Trade Agreement – Trade in Goods Agreement.
- Agenda of Heilgendam – L Aquila Process (HAP).
- Paper entitled National Security Implication of Foreign Participation and Foreign Direct Investment in certain sensitive sectors.
- PMO reference regarding UN Million Development Boards received from Fortune Forum.

VII Briefs for Cabinet Notes concerning DoC Ministry of External Affairs, Ministry of Indian Overseas Affairs, Ministry Comprehensive Economic Cooperation Agreement (CECA), Agreements on Avoidance of Double Taxation and Prevention of fiscal Evasion with respect to Taxes on Income, Agreement on exemption

from visa requirement, Extradition Treaty, Proposal to amend the Indian Council of World Affairs Act, 2001, Bilateral Investment Promotion and Protection Agreement, WTO negotiations under the Doha Work Programme etc..

#### **4.15 LABOUR EMPLOYMENT & MANPOWER DIVISION**

4.15.1 LEM Division deals with the matters relating to employment strategy, employment policies and issues, labour welfare and labour policies and programmes, social security for workers and manpower planning.

4.15.2. Estimates of labor force, work force, employment and unemployment in the country are integral part of the planning exercise. This exercise is undertaken for five years plan formulation in LEM Division. Estimates are made on the basis of NSSO surveys and on the basis of these, employment projections are made. LEM Division is responsible for assessment of employment and unemployment in the country for the five year plans. The Division also handles matters relating to employment strategy, employment policy and other related issues. The Division also delivered lectures employment, planning and other issues to the ISS probationers and officers of State Statistical Bureaus.

4.15.3. LEM Division functions as a nodal division in Planning Commission for the administrative control and guidance of the Institute of Applied Manpower Research, an autonomous body carrying out training and research activities. The Division also represents Planning Commission in the (a) General Council, b) Executive Council, and c) Standing Committee on research programmes of the Institute. The Institute is supported by Grants-in-aid by Planning Commission. The Institute envisioned, conceptualized and developed a range of academic activities in the field of

human resource planning and development, including research, consultancy, information system, training and workshops, seminars and conferences. The Institute brings out Manpower Profile India Year Book, which contains compilation of information on technical manpower with the support of the All India Council for Technical Education (AICTE), Ministry of Human Resource Development (HRD).

4.15.4. The Eleventh Plan (2007-12) aimed at generation of 58 million work opportunities against the aggregate employment generation of 47 million work opportunities during the period 1999-2000 to 2004-05. Against this target, the actual achievement of employment generation would be known only through the results of the next round of quinquennial survey of NSSO expected in 2011 since no fresh quinquennial survey based data has become available. The assessment of performance on the employment front, therefore, has to be based on indirect indicators, which have a bearing on employment growth.

#### **Mid-Term Appraisal of Labour & Employment Sector in the 11<sup>th</sup> Five Year Plan :**

4.15.5. The LEM Division conducted Mid-Term Appraisal of the 11<sup>th</sup> Five Year Plan. All the sub-sectors handled by the Ministry were reviewed in this exercise. To make this exercise effective and result oriented a Consultative Group was constituted under the Chairmanship of Member in-Charge of Labour & Employment which included the representatives of the Nodal Ministry i.e., Ministry of Labour & Employment. In addition; it also consisted of the representatives of other concerned Ministries viz. Ministry of Rural Development, Ministry of Mines, Ministry of Road, Ministry of Urban Development, Ministry of Food Processing, Ministry of Textiles and other Labour Organizations, trade unions and

governmental institutions such as Institute of Applied Manpower Research, NSSO, Registrar General of India, All India Council for Technical Education, Confederation of Indian Industries, FICCI, NASSCOM, National Safety Council, All India Trade Union Congress, LIC, Maharashtra Economic Development Council, Institute for Studies in Industrial Development, Social Security Association of India, ILO, etc. Following 4 sub-groups were constituted for this purpose :-

1. Sub-Group on Skill Development
2. Sub-Group on Child Labour & Bonded Labour
3. Sub-Group on Misc. Women Labour, Occupational Safety & Health, Mines Safety
4. Sub-Group on Inclusion Issues on Labour & Employment

#### 4.15.6. Skill Development and Training :

The following three tier institutional structure envisaged for Coordinated Action on Skill Development on Skill Development has become fully operational :

1. The Prime Minister's National Council on Skill Development,
2. National Skill Development Coordination Board.
3. National Skill Development Corporation.

#### **National Skill Development Coordination Board (NSDCB) :**

4.15.7. National Skill Development Coordination Board (NSDCB) has been set up under the Chairmanship of Deputy Chairman, Planning Commission, with Secretaries of Ministries of Human Resource Development, Labour and

Employment, Rural Development, Housing and Urban Poverty Alleviation and Finance as Members. Secretaries of four States by rotation, for a period of two years, three distinguished Academicians/Subject Area Specialists are other members. Secretary, Planning Commission is the Member Secretary of the Board.

#### 4.15.8 Main functions of National Skill Development Coordination Board (NSDCB) :

- Enumerate strategies to implement the decisions of the Prime Minister's National Council on Skill Development and develop appropriate operational guidelines and instructions for meeting the larger objectives of skill development of the country.
- Make appropriate and practical solutions and strategies to address the various concerns (regional imbalances, socio-economic, rural-urban, gender divides, dearth of quality teachers, incentivizing private sector to develop skills etc.), to be adopted by both the prongs – the Union and State Governments as well as the National Skill Development Corporation – and also develop system of institutionalizing measures to this end.
- Encourage the State Governments to put their activities in such structures that may be modeled along similar lines or in any other way as deemed suitable by the State Governments.
- Assess skill deficits sector wise and region wise and plan action so as to bridge the gaps, and move towards the establishment of a “National Skill Inventory” and another “National Database for Skill Deficiency Mapping” on a national web portal.
- Coordinate and facilitate the repositioning of Employment Exchanges as Outreach points for storing and providing information on employment and skill development, and

to encourage them to function as career counseling centres.

- Coordinate the establishment of a “Credible accreditation system” and a “Guidance framework” for all accrediting agencies.
- Monitor, evaluate and analyze the outcomes of the various schemes and programmes and apprise the PM’s National Council on Skill Development of the same.

### Labour Welfare :

4.15.9 Various proposals received from Ministry of Labour and Employment on Labour policies viz. labour legislations, social security for both organized and unorganized sectors, skill development and vocational training, child and bonded labour, Amendment to the payment of Gratuity Act, 1972, Amendment to the Employees’ Provident Fund and Misc. Provisions Act, 1952 and National Employment Policy have been examined and comments furnished.

## 4.16 MULTI LEVEL PLANNING (MLP) DIVISION

### MLP Division

4.16.1 MLP Division is concerned with Special Area Programmes, in respect of special problems faced by the identified regions/areas due to their distinct geo-physical structure and poor socio-economic development, Decentralized Planning and Programmes of the Ministry of Panchayati Raj.

### Hill Areas Development Programme (HADP)/ Western Ghats Development Programme (WGDP):

4.16.2 The Hill Areas Development Programme (HADP) is being implemented in designated hill areas of Assam, Tamil Nadu and West Bengal. The Western Ghats Development

Programme (WGDP) is being implemented in 175 talukas of Western Ghats area comprising part of Maharashtra (63 talukas), Karnataka (40 talukas), Tamil Nadu (33 talukas), Kerala (36 talukas) and Goa (3 talukas). Special Central Assistance under the programme is provided as 90% grant and 10% state share. The funds available under HADP are divided amongst the designated hill areas covered under the programme and the talukas covered under the Western Ghats Development Programme (WGDP) in the proportion of 60:40. The main objectives of the programme are eco-preservation and eco-restoration with emphasis on preservation of bio-diversity and rejuvenation of the hill ecology. For the hill areas covered under HADP, the sub-plan approach has been adopted. The concerned State Governments prepare the total plan comprising of flow of funds from the State Plan and Special Central Assistance made available under HADP. In the case of WGDP, the schematic approach has been followed since the taluka is the unit of demarcation in respect of which the flow of funds from State Plan is difficult to quantify.

4.16.3 A Task Group under the Chairmanship of Shri V.K. Aggarwal, Principal Secretary (Planning), Government of Maharashtra was set up by the Planning Commission for analyzing the problems of Hilly Habitations in areas covered by the Hill Areas Development Programme (HADP)/ Western Ghats Development Programme (WGDP). The Task Group submitted its report in October, 2008. Recommendations made by the Task Group would be used for strengthening the programme in the Eleventh Plan.

4.16.4 A Task Force under the Chairmanship of Shri G.B. Mukherji, Secretary, Ministry of Tribal Affairs has been set up to look in to the Problems of Hill States and Hill Areas to suggest ways to ensure that these States and Areas do not suffer in any way because of their



peculiarities. The Report of the Task Force is expected in March, 2010.

4.16.5 During 2009-10, out of the approved allocation of Rs.302.16 crore for these programmes, an amount of Rs.190.25 crore has been released till 21.12.2009 to the State Governments towards Grant portion of the first instalment of Special Central Assistance (SCA).

#### **Border Area Development Programme:**

4.16.6 The Border Area Development Programme (BADP) covers seventeen States namely Arunachal Pradesh, Assam, Bihar, Gujarat, Himachal Pradesh, Jammu & Kashmir, Manipur, Meghalaya, Mizoram, Nagaland, Punjab, Rajasthan, Sikkim, Tripura, Uttar Pradesh, Uttaranchal and West Bengal. Special Central Assistance under the programme is provided as 100% grant for the execution of the approved schemes.

4.16.7 The main objective of the programme is to meet the special needs of the people living in remote and inaccessible areas situated near border. The Programme is being administered by Department of Border Management, Ministry of Home Affairs.

4.16.8 During Annual Plan 2009-10, as against the allocation of Rs.635 crore, an amount of Rs.464.36 crore has been released to the BADP States, till 21.12.2009.

#### **Backward Regions Grant Fund (BRGF)**

4.16.9 The Backward Regions Grant Fund (BRGF) was approved in the financial Year 2006-07 to address the causes of backwardness more holistically than the standard Government programmes. It aims to help convergence and add value to other programmes such as Bharat Nirman and National Rural Employment Guarantee Programme, which are explicitly

designed to meet rural infrastructure needs, but may need supplementation to address critical gaps which can come from the BRGF. The BRGF seeks to bring about focused development of identified backward districts by implementation of programmes selected through people's participation. Panchayati Raj Institutions (PRIs) from the village to the district level are the authorities for planning and implementation in keeping with the letter and spirit of Article 243 G of the Constitution.

4.16.10 The BRGF has two components, namely, i) Districts Component covering 250 districts of 27 states, administered by the Ministry of Panchayati Raj, and ii) Special Plans for a) Bihar, and b) KBK districts of Orissa, being administered by the Planning Commission.

#### **Districts Component :**

4.16.11 The District Component of the BRGF covers 250 districts which includes all the 147 districts covered by the erstwhile Rashtriya Sam Vikas Yojana (RSVY), 150 districts covered by the erstwhile National Food for Work Programme (NFFWP) and the 170 districts identified by the Inter-Ministry Task Group (IMTG) on Redressing Growing Regional Imbalances, set up the Planning Commission in August, 2004, as backward on the basis of certain socio-economic variables. An annual plan allocation of Rs.4670 crore is being made for this component during the Eleventh Five Year Plan period. During 2009-10, an amount of Rs.3134.64 crore has been released till date against the total provision of Rs.4670 crore.

#### **Special Plan For Bihar :**

4.16.12 Based on the wide ranging consultations with the representatives of the State Government of Bihar and with the peoples' representatives of the State, a Special Plan had been formulated for implementation under Rashtriya Sam Vikas Yojana on 100 per cent Central Assistance



basis to bring about improvement in sectors like power, road connectivity, irrigation, forestry and watershed development. An allocation of Rs.1000 crore per annum is being made for this component during the Eleventh Plan period. During 2009-10, entire allocated amount of Rs.1000 crore has been released to the State Government. Since the inception of the scheme, an amount of Rs.5285.65 crore has been released.

#### **Special Plan For KBK Districts Of Orissa :**

4.16.13 The KBK region of Orissa comprises of the undivided Kalahandi, Bolangir and Koraput districts which have now been reorganized into eight districts, namely, Kalahandi, Nuapada, Bolangir, Sonepur, Koraput, Nabarangpur, Malkangiri and Rayagada. The Planning Commission has been providing Additional Central Assistance to this region since 1998-99. To make the planning and implementation process more effective, the State Government were advised to prepare a Special Plan using a project based approach and innovative delivery and monitoring system. The State Government is accordingly preparing the Special Plan for the KBK districts since the year 2002-03. The Special Plan focuses on tackling the main problems of drought proofing, livelihood support, connectivity, health, education., etc. An allocation of Rs. 250 crore per annum was being made for this component during the Tenth Plan period. The same allocation is being protected during the Eleventh Plan period with annual allocation of Rs.130 crore under the Special Plan and the remaining allocation under the Districts Component of the Backward Region Grant Fund (BRGF).

4.16.14 During 2009-10, an amount of Rs.97.50 crore has been released till date against the allocation of Rs.130 crore. Since the inception of the scheme, an amount of Rs.1557.50 crore has been released.

#### **Panchayati Raj:**

4.16.15 The involvement of the Community in planning, execution and monitoring of the developmental programmes is imperative for planning and effective programme implementation. The Government has taken a number of steps to promote people's participation in decision-making processes in areas that impinge on daily lives. Panchayati Raj Institutions have emerged as an important vehicle for community participation in development programmes. The 73<sup>rd</sup> and 74<sup>th</sup> Constitutions Amendment Acts provided constitutional status to the Panchayati Raj Institutions and clearly articulated their role in governance of the country. The State Governments were expected to empower Panchayati Raj Institutions by developing adequate functions, functionaries and financial resources in consonance of functions assigned to each tier of the Panchayati Raj set up.

4.16.16 The Ministry of Panchayati Raj, set up to carry forward the process of empowerment of PRIs, has played an active role in sensitizing the Central Ministries and the State Governments on the need to recognize the centrality of the panchayats in their sphere of activity and to provide space to the PRIs in their programmes. The Ministry has taken a number of steps to devolve functions to PRIs in line with constitutional mandate.

4.16.17 The major scheme implemented by Ministry of Panchayati Raj relates to training and capacity building of Panchayati Raj functionaries and government officials working in the Panchayati Raj set up.

4.16.18 An outlay of Rs.110 crore has been approved for the Annual Plan 2009-10 of the Ministry for various schemes including those for Panchayat Empowerment and Accountability, Training of Functionaries of DPCs and Zila Parishads, Panchayat Mahila and Yuva Shakti Abhiyan, Media and Publicity etc.

## 4.17 PLAN CO-ORDINATION DIVISION

### 4.17.1 Plan Coordination (PC) Division

4.17.1.1 The PC Division coordinates activities of all the Divisions of the Planning Commission. In particular, it has the responsibility of coordinating the formulation and preparation of the Five Year Plans, the Annual Plans, including specific responsibility for the sectoral allocation of the Central Sector Plan, preparation of Annual Report of the Planning Commission and coordination of Parliamentary work. Besides, the meetings of the Internal Planning Commission, the Full Planning Commission and the National Development Council are coordinated by the Plan Co-ordination Division.

4.17.1.2. The Central Ministries/Departments have been requested to formulate Annual Plan 2010-11 keeping in view the guidelines on firming up Plans prepared and circulated by the Planning Commission. Annual Plan 2010-11 discussions for finalization of Outlays of the various Ministries / Departments, initiated in December, 2009 under the Chairmanship of Member(s), Planning Commission, were completed in early January, 2010. The recommendations of the Planning Commission for the sectoral allocation of the Centre Sector Plan have been conveyed to the Ministry of Finance for incorporation in the Union Budget 2009-10.

4.17.1.3. The Division compiled and consolidated the information and material with respect to different sectors of the economy for the preparation of Annual Plan Document 2009-10.

4.17.1.4 It is obligatory to place the Annual Report of Planning Commission on the publication Counters of both Lok Sabha and Rajya Sabha for distribution among the Hon'ble Members of Parliament of both the Houses every year.

Annual Report for 2008-09 was placed on the Publication Counters of both the Houses on 22.07.2009. Material for Annual Report 2009-10 was received from the divisions, compiled and edited for publication. The English and Hindi versions of the report will be made available to Members of Parliament simultaneously before the demands for Grants are referred to the Departmental Standing Committees for consideration. Requisite number of copies will also be sent to both Secretariats of the Parliament for placing them in both the Houses of Parliament.

4.17.1.5. The information sought by the Standing Committee on Finance on Demands-for-Grants was furnished for considering Planning Commission's Annual Plan proposals. Information called for by the Joint Committee on Offices of Profit of Lok Sabha was also sent to Lok Sabha Secretariat.

4.17.1.6 Plan Coordination Division organized Full Planning Commission Meeting on 1st September, 2009 under Chairmanship of Hon'ble Prime Minister after the constitution of new Planning Commission.

4.17.1.7 Press Information Bureau has organized Economic Editors Conference from 3rd to 4th November, 2009. The Plan Coordination Division has compiled background material on latest developments and policy issues for Economic Editors Conference-2008 inaugurated by Hon'ble Finance Minister on 3<sup>rd</sup> November, 2009.

4.17.1.8 The Plan Coordination Division has organized a Meeting on the Review of Major Programmes under the Chairmanship of Deputy Chairman, Planning Commission in October, 2009. All the Joint Secretaries of the concerned Departments attended the meeting.

4.17.1.9. Plan Coordination Division organized a number of Meetings on the preparation of Mid

Term Appraisal of Eleventh Five Year Plan in different stages. Plan Coordination Division received the chapters from the subject Divisions and compiled the Mid Term Appraisal of Eleventh Five Year Plan. The process of Mid Term Appraisal of Eleventh Five Year Plan has gone beyond Editorial Committee.

4.17.1.10 Planning Commission, during the period under report, continued to conduct Half Yearly Performance Review meetings for the Central Ministries/Departments and for States and UTs. These reviews help in effective implementation of schemes and projects by minimizing time and cost overruns.

#### 4.17.2 Parliament Section

4.17.2.1 Parliament Section deals with Parliament Questions, Calling Attention Notices, Half-an-Hour discussions, Resolutions, Private Members' Bills, No-Day-Yet-Named Motions, Matters raised in Lok Sabha under Rule 377 and by way of Special Mention in Rajya Sabha, Parliament Assurances, meetings of Parliamentary Committees, Laying of Reports and papers in both the Houses of Parliament, arranging temporary and Session-wise General and Official Gallery passes for the Officers of Planning Commission; and other work of Planning Commission related to Parliament including Issues likely to be raised in Parliament and procurement of Budget Document, Rail Budget, Economic Survey and President's Speech to both the Houses of Parliament, for distribution amongst Deputy Chairman, Members and officers of Planning Commission.

4.17.2.2 During the period under report necessary arrangements were made for the meeting of the Standing Committee on Finance. Annual Report 2007-08 of IAMR, Outcome Budget 2009-10 and Demands for grants 2009-10 of Ministry of Planning were laid on both the

Houses of Parliament. Annual Plan Document (2007-08) and Annual Report (2008-09) of Planning Commission were circulated to MPs of both Houses of Parliament through Publication Counters. Nine Assurances given in Lok Sabha and eight Assurances in Rajya Sabha were fulfilled during the period through Parliament Section. It also coordinated for sending reply to seven Matters raised under Rule 377 in Lok Sabha and six Matters raised by way of Special Mention in Rajya Sabha.

### 4.18 POWER AND ENERGY DIVISION

#### Power Unit

- Briefs were prepared on several agendas circulated by the Ministry of Power for the consideration by the Empowered Group of Ministers (EGoM). Some of the proposals were on Ultra Mega Power Project, IPO issues of CPSUs, Sub-Committee on Financial issues, etc.
- Unit assisted Member (Energy) on the various committee headed by him such as "Fuel Infrastructure Committee", "National Electricity Fund" & "Induction of Super Technology through Bulk Tendering of 660/800 MW units by NTPC.
- The Officers in the unit participated in the Performance Review, MoU Meetings of the sector, Steering Committee on Accelerated Power Development and Reform Programme (APDRP) and Rajiv Gandhi Grameen Vidyutikaran Yojana (RGGVY). The Unit examined the status of implementation of major ongoing projects and conveyed views of the Planning Commission to the respective Ministries.
- Unit participated along with Joint Secretary (North), MEA and Joint Secretary (Hydro), MOP on the Negotiations for the

draft Implementation Agreement of the Mangadechhu HEP and Punatsangchu-II HEP in Bhutan with the Bhutanese team lead by Secretary, Royal Govt. of Bhutan.

- Unit participated in the Inter-Ministerial Group under the chairmanship of Secretary, Ministry of Water Resources to evolve a suitable framework to guide and accelerate the development of hydropower in the North East.
- Unit participated on the committee headed by Member (industry), Planning Commission to suggest options and modalities to take care of disadvantages suffered by the domestic industry related to power sector. The committee formed four separate groups. Group I was constituted under the chairmanship of Senior Adviser (Power) which looked into study on “Analysis of life cycle cost etc. of Chinese Plants vis-à-vis domestic plants”. The Group gave its recommendations to the Committee.
- A committee under the chairmanship of Senior Adviser (Power) was constituted to find the modalities/sources of funding for implementation of Comprehensive scheme for strengthening of Transmission and distribution related issues in North Eastern region including Sikkim. The committee has given its recommendations.
- The officers of the unit participated in the financial resources & working group meetings, seminars, workshops and conferences.
- Senior Adviser (Power) participated in the Committee headed by Shri shyam Saran, Special Envoy to Prime Minister to finalise National Solar Mission to recommend policy to encourage Domestic Manufacturing of Solar Technologies. The

Committee held detailed consultations with developers, manufacturers, technology providers and Industry Associations in a transparent manner.

### Coal Unit

- The Unit has examined status of implementation of major projects and programmes in the Coal and Lignite sector and brought out the issues for consideration in the Mid Term Review of the Eleventh Five Year Plan meetings held under the Chairmanship of Member (Energy).
- The Unit has constituted four sub-committees as per the decision taken in the Fuel Infrastructure Committee meeting held under the chairmanship of Member (Energy). These four sub-committees are asked to look into the issues of assessment of coal requirement for new power projects; issues of increasing production from captive mines; and the issues of bottlenecks in handling and transportation of coal from mines to the power plants. One sub-committee under the chairmanship of Principal Adviser (Coal) will look into the issues of constraints in the coal handling and transportation at mines, ports and power plants.
- The Unit has examined various VIP references/parliament questions/parliament assurances and other inter-sectoral policy issues related to the development of sector.
- Proposals of CCEA/PIB/In-principle approvals of coal mining projects and other policy issues related to Coal Sector have been examined and conveyed the views of Planning Commission to the concerned.
- The officers of the Unit have participated in the meeting on Standing Linkage Committee (Long-Term) for Thermal Power Plants;



Cement Plants & Sponge iron to convey the view of Planning Commission.

## 4.19 PROJECT APPRAISAL AND MANAGEMENT DIVISION

### Functions

4.19.1. Project Appraisal and Management Division in the Planning Commission was set up in 1972 to institutionalize the system of project appraisal in Government of India. The PAMD has been assigned to discharge the following functions:

- Prescribe guidelines and develop formats for the submission of proposals for projects and programmes for techno-economic appraisal;
- Undertake support research studies to improve the methodology and procedure for appraisal of projects and programmes;
- Undertake techno-economic appraisal of major projects and programmes in the public sectors; and
- Assist Central ministries in establishing proper procedures for preparation of reports of projects and programmes.

### Appraisal Work

4.19.2. As a part of techno-economic appraisal, PAMD conducts comprehensive appraisal of Plan schemes and projects costing Rs. 50 crores and above and prepares appraisal notes in consultation with the subject divisions of the Planning Commission. The stipulated timeframe for issue of Appraisal Note by PAMD is four weeks from the date of receipt of EFC/PIB memo. The appraisal by PAMD facilitates decision-making in respect of projects/schemes considered by the Public

Investment Board (PIB), the Expenditure Finance Committee (EFC) and the Committee of Public Investment Board (CPIB), depending upon the nature and size of proposals. The Division also appraises proposals of Ministry of Railways costing Rs. 100 crores and above to be considered by the Expanded Board of Railways (EBR). Revised cost estimate (RCE) proposals are also appraised by the Division to analyze the factors attributed to cost and time overruns.

4.19.3. The financial limits of Appraisal Forums and Approval Authority for different categories of Schemes/Projects are given below:

### Appraisal Forum (limits in Rs. crore)

< 15.0 Ministry in normal course

≥ 15.0 & < 50.0 Standing Finance Committee (SFC)

≥ 50.0 & < 150.0 Expenditure Finance Committee (EFC) chaired by Secretary of Administrative Ministry/Department.

≥ 150.0 Public Investment Board (PIB)/Expenditure Finance Committee (EFC) chaired by Secretary (Expenditure); projects/schemes where financial returns are quantifiable will be considered by PIB and others by EFC.

### Limit of Approval Forum (Rs. crore)

< 15.0 Secretary of Administrative Ministry/Department.

≥ 15.0 & < 75.0 Minister-in-Charge of Ministry/Department.

≥ 75.0 & < 150.0 Minister-in-Charge of Ministry/Department & Minister of Finance.

≥ 150.0 Cabinet/Cabinet Committee on Economic Affairs (CCEA).

**Note:** The financial limits as above are with



reference to the total size of the Project/Scheme, which may include budgetary support, Internal Resources, External aid, Loans and so on.

### Highlights

- 156 Appraisal Notes on EFC/PIB proposals involving outlay of Rs.175966.32 crore have been issued during 1.4.2009 to 31.12.2009.
- PAMD processed and tendered advice on about 12 proposals of in-principle approval during April 09–December,2009.
- Standing Committees to examine and fix responsibility for the time and cost overrun were constituted by Departments / Ministries. Officer of the PAMD deliberated as a member in the 8 Standing Committee meetings
- PAMD Officers attended 2 Pre-PIB meetings to improve quality of the proposals.
- 36 EFC/PIB meetings were attended by Adviser (PAMD) or nominated Officers of PAMD during April 09-December, 2009.

### Processing Of In Principle Proposals

4.19.4. Planning Commission has reviewed the ‘in principle’ approval mechanism and modified Guidelines have been issued for introduction of new plan scheme from 11<sup>th</sup> Five Year Plan vide UO No. N-11016/4/2006 dated 29<sup>th</sup> August 2006 to all the Ministries/ Departments of the Govt. of India. As per the revised guidelines, the schemes/projects, if indicated in the Plan document and financial resources fully provided for the scheme/project, will not require ‘in principle’ approval of the Planning Commission. However, a scheme/project/additional component in an existing scheme which could not be included in the Five Year Plan with adequate provision would

require in principle approval of the Planning Commission before the Ministries/Departments seek approval of the appropriate authorities (EFC/PIB/CCEA/EBR etc.) for taking up the scheme/project.

4.19.5. To enable a new project/scheme to be included in the Plan of the Ministry/Department, the administrative Ministry is required to send the proposal (Feasibility Report in case cost is above Rs. 50 crores) to the subject Division in Planning Commission for ‘in principle’ approval (from Secretary) of all new Central Sector and Centrally Sponsored Schemes irrespective of their outlays involved. The requirement of ‘in principle’ approval of the Planning Commission in respect of Power and Coal projects has been dispensed with vide DO No. M.12043/10/2005-PC dated 5<sup>th</sup> September 2005.

4.19.6. PAMD has issued guidelines to the heads of Divisions in the Planning Commission outlining the procedures for processing proposals for in principle approval vide U.O. No.O-14015/1/2006-PAMD dated 22<sup>nd</sup> November 2007. The guidelines provide that subject division will examine the proposal received from the Ministry in consultation with other related subject divisions of Planning Commission, including PAMD in variably, before the ‘in principle’ approval of Secretary, Planning Commission is sought. ‘In principle’ would be necessary for the projects/schemes that are not included in the Eleventh Plan document. The time frame is four weeks for in principle approval.

### Appraisal Procedure Of Efc/Pib Proposals

4.19.7. With a view to cut down delays in appraisal of project proposals and to ensure PIB/

EFC decision within stipulated timeframe of four weeks of receipt of PIB/EFC Memorandum from the Departments/Ministries, PAMD has issued revised procedure for processing EFC/PIB proposals within Planning Commission vide U.O. No.O-14015/1/2006-PAMD dated 22<sup>nd</sup> November 2007. Highlights of revised procedure are as follows:

- PAMD would act as management adviser to the EFC/PIB after the receipt of EFC/PIB Memo. Based on the information given in the EFC/PIB Memo and other information obtained, appraisal will be done and management advice tendered to EFC/PIB.
- In order to ensure that the appraisal carried out by the PAMD is comprehensive and meaningful project authorities/ Administrative Ministries have already been requested to submit only such proposals, which are complete in all respects. However, in case where EFC/PIB Memo does not contain relevant information, PAMD will identify such gaps and call for such information from the Ministries.
- The outer limit for giving management advice by the PAMD has been fixed at 4 weeks from the date of receipt of EFC/PIB Memo. In case management advice from PAMD is not given within 6 weeks' time, EFC/PIB meeting could be fixed and their views obtained during the meeting.
- In 2008-09, PAMD appraised 310 EFC/PIB proposals involving outlays of Rs. 372603 crores. During 2009-10 (1.4.09 to 31.12.2009), PAMD appraised 156 EFC/PIB proposals involving outlays of Rs. 175966.32 crores, which includes new as well as revised cost proposals. ]

#### 4.19.8 Facts And Figures for 2009-10 (up to December-09)

a. No. of projects appraised: 156	
b. Cost involved : Rs. 175966.32 cores	
c. Number of projects appraised in:	
- Agriculture:	12 (7.7%)
- Energy & Transport	35 (22.5%)
- Industry and S & T	34 (21.8%)
- Social Sector	44 (28.2%)
- Communication	6 (3.8%)
- Others	25 (16.0%)
<b>Total</b>	<b>156 (100%)</b>

#### Review Of Appraisal Parameters:

4.19.9. PAMD being nodal appraising agency of plan schemes/projects also review national parameters for appraisal from time to time. A study on 'Estimation of National Parameters for Project Appraisal in India' was got done through Institute of Economic Growth, University of Delhi to re-estimate appraisal parameters like social discount rate, financial & economic IRR, social premium on foreign exchange, shadow wage rate etc. Recommendations on the revised parameters have been communicated to the Ministry of Finance for approval by the government.

4.19.10. Annual Plan Preparation: PAMD has also been engaged in preparation of Annual Plan pertaining to Ministry of Personnel, Public Grievance & Pension, M/o Home Affairs including Disaster Management Act and M/o Law & Justice as a part of overall planning process. PAMD examined and finalized Annual Plan outlays for 2007-08 2008-09 and 2009-10 of M/o Planning.

4.19.11. Officers of PAMD have been deputed as faculty member for imparting training to the officers of the States on project appraisal mechanism in Workshops organized by Ministry

of Statistics and Programme Implementation from time to time.

4.19.12. The sectoral distribution of projects appraised during the years 2008-09 and 2009-

10 (April 09 – December, 2009) is given in table 4.19.1 and Annexure 4.19.1 Information pertaining to major groups of sectors is summarized below:

**Table: 4.19.1**  
**Sector-wise Project Appraised during 2008-09 and 2009-10**

S.No.	Sector	2008-09			2009-10(Up to Dec.09)		
		Nos.	Cost (Rs cr.)	%	Nos.	Cost (Rs. Cr.)	%
1	Agriculture	58	37732.92	6.6	12	11855.82	6.8
2	Energy	15	35645	6.2	13	15190.77	8.6
3	Transport	19	14582.01	2.5	22	8147.05	4.6
4	Industry	18	3449.64	0.6	20	12638.21	7.2
5	S&T	21	9543.88	1.7	14	3856.93	2.2
6	Social Services	69	453201.36	79.2	44	111028.46	63.1
7	Communication #	16	3957.74	0.7	6	7440.61	4.2
8	Others @	30	13604.47	2.5	25	5808.47	3.3
	<b>Total</b>	<b>246</b>	<b>571717.20</b>	<b>100</b>	<b>156</b>	<b>175966.3</b>	<b>100</b>

# Includes Posts, Information & Broadcasting, Information Technology.

@ Includes Home Affairs & D/o Personnel, Tourism, Commerce, E&F, Justice, Water Resources, NER, Consumer Affairs, Finance, Defense, Administrative Reforms, External Affairs, Planning Commission and Programme Implementation.

## Annexure 4.19.1

## Sector-Wise Number and Costs Of EFC/PIB Proposals Appraised in PAMD

S.No.	SECTORS	2008-09		2009-10 (up to Dec. 09)	
		No.	Cost (Rs cr.)	No.	Cost (Rs cr.)
<b>1</b>	<b>Agriculture &amp; Allied Sectors</b>	<b>58</b>	<b>37732.92</b>	<b>12</b>	<b>11855.82</b>
	<b>ENERGY</b>	<b>15</b>	<b>35645.18</b>	<b>13</b>	<b>15190.77</b>
2	Power & Coal	13	34501.68	9	12134.85
3	Petroleum & Natural Gas	2	1143.5	1	993.00
4	New & Renewable Energy	-	-	3	2062.92
	<b>TRANSPORT</b>	<b>19</b>	<b>14582.01</b>	<b>22</b>	<b>8147.05</b>
5	Railways	3	4270.5	7	4554.03
6	Surface Transport	2	395.8	14	3240.82
7	Civil Aviation	6	5412.5	1	352.20
8	Shipping	8	4503.21	0	0
	<b>INDUSTRY</b>	<b>18</b>	<b>3449.64</b>	<b>20</b>	<b>12638.21</b>
9	Industry & SSI	9	1567.22	9	2519.87
10	Steel & Mines	1	118	0	0
11	Petro Chemicals & Fertilisers	1	340	6	7402.76
12	Electronics	0	0	0	0
13	Textiles	6	1335.93	4	2350.00
14	Food Processing	1	88.49	1	365.58
	<b>SCIENCE &amp; TECHNOLOGY</b>	<b>21</b>	<b>9543.88</b>	<b>14</b>	<b>3856.93</b>
15	Bio-Technology	5	1764.33	2	649.51
16	Science & Technology	5	5101.5	6	1593.67
17	Scientific & Ind. Research	3	971.97	3	963.23
18	Ocean Development	0	0	0	0
19	Earth Sciences	8	1406.08	3	650.52
	<b>SOCIAL SERVICES</b>	<b>69</b>	<b>453201.36</b>	<b>44</b>	<b>111028.46</b>
20	HRD/Culture	17	124589.40	14	77362.72
21	Youth Affairs & Sports	2	2595.05	6	1791.05
22	Health	22	31319.85	14	19874.06
23	Women & Child Dev.	4	127541.8	2	8990.52
24	Labour	1	2890	1	88.33
25	Social Justice	5	6273.48	1	106.00
26	Urban Development	10	17878.62	5	2472.02
27	Rural Development	8	140113.16	1	343.76
	<b>COMMUNICATION</b>	<b>16</b>	<b>3957.74</b>	<b>6</b>	<b>7440.61</b>
28	Information & Broadcasting	6	1433.37	3	1075.95
29	Post	10	2523.37	1	274.66

S.No.	SECTORS	2008-09		2009-10 (up to Dec. 09)	
		No.	Cost (Rs cr.)	No.	Cost (Rs cr.)
30	Information Technology	0	0	0	0
31	Communication	0		2	6090.00
	<b>OTHERS</b>	<b>30</b>	<b>13604.47</b>	<b>25</b>	<b>5808.47</b>
32	Home Affairs & Personnel	10	6691.65	5	1373.79
33	Tourism	2	729	0	0
34	Commerce	1	95	2	127.90
35	Environment & Forests	3	1397.29	5	922.02
36	Justice	0	0	0	0
37	Water Resources	2	200.55	0	0
38	North Eastern Region	4	190.37	7	2066.19
39	Consumer Affairs	0	0	3	573.79
40	Finance/Corporate Affairs	0	0	0	0
41	Defence	0	0	0	0
42	Administrative Reforms	1	128.42	0	0
43	Minority commission	1	196	1	92.71
44	Planning Commission	4	2067.50	1	147.31
45	External Affairs	2	1795.00	1	504.76
	<b>Total</b>	<b>246</b>	<b>571717.20</b>	<b>156</b>	<b>175966.3</b>



## 4.20 PERSPECTIVE PLANNING DIVISION

### Major Activities in the Perspective Planning Division

4.20.1. The work of Perspective Planning Division relates to the overall integration of the plan into macro-economic framework delineating possibilities and constraints; and projecting a long-term vision of development in terms of potentials, constraints and critical issues.

4.20.2. The Division assists the Commission in planning and policy issues, which span across multiple sectors of the economy such as agriculture, industry, infrastructure, financial resources, balance of payments, social services, demography, poverty and employment. To bring about inter sectoral consistency in the plans, a system of plan models, sub-models and material balances is used. The exercise done in the Division helps in evolving the overall macro-economic framework, with projection for consumption, investment, imports, exports as well as social development indicators, government finance etc.

4.20.3. The Division as a part of its regular activities:

- i. Prepares an overall framework for medium and long term plans by analyzing implications of long term objectives for the appropriate strategy of development;
- ii. Examines the current policies and programmes in the inter-temporal, inter-regional and inter-sectoral contexts;
- iii. Studies consistency between plan objectives and plan allocation, conformity of regional distribution of public sector outlays with the regional needs of development, effect of price rise on consumption level of people in

different income groups, trends in saving, investment and growth in economy, trends in foreign trade and the implications of various development in the economy for public investment;

- vi. Estimate State-wise poverty ratios using household consumer expenditure surveys conducted by National Sample Survey Organization (NSSO) and analyze the changes in the poverty indices;
- v. Renders advice on strategy for negotiations at the WTO keeping in view interest of India and other developing countries;
- vi. Assists the Planning Commission in forming its views on technical issues pertaining to planning process, shift of a public sector programme from Non-Plan to Plan side of Government expenditure and vice-versa, inter-government resource transfers and other issues relating to fiscal federalism;
- vii. Contributes to the response by Planning Commission on issues pertaining to Planning Process posed by Parliament, forum of economists and States, delegation from National Planning Commissions from other countries and trans-national institutions through the respective nodal Ministries.
- viii. Nodal Division in the Planning Commission for Plan proposals for Ministry of Statistics and Programme Implementation and Registrar General of India.

4.20.4 The Division represents Planning Commission in:

- i. Governing Council of NSSO
- ii. Governing Council of Indian Statistical Institute

- iii. Advisory Committee on National Accounts of CSO
  - iv. National Advisory Board on Statistics
  - v. Governing Council of the “Development Planning Centre” at the Institute of Economic Growth,
  - vi. Advisory Committee of Planning and Policy Research Unit (PPRU) of the Indian Statistical Institute, Delhi Centre.
  - vii. Nodal division in the Planning Commission for work relating to the Commission for Social Development of the UN.
  - viii. Inter-ministerial Committee of Ministry of Commerce for negotiations on Agreement on Agriculture of the WTO.
  - ix. Task force for the component identifying the specific requirement of strengthening of State Statistical Bureau of the World Bank assisted ‘India Statistical Strengthening Project’.
  - x. Inter-Ministerial Expert Committee to finalise framework for compilation and reporting of the Millennium Development Indicators set up by the Ministry of Statistics & P.I.
- 4.20.5. The Officers of the Division have been associated with the following activities:-
- I. Inputs provided for formulation of the Eleventh Five Year Plan:
- i. Development of macro-economic model and estimation of macro-economic as well as sectoral parameters of target growth rate within a macro economic consistency framework for the Eleventh Five Year Plan.
  - ii. Disaggregating of national growth target into state wise growth target and their sectoral distribution.
- iii. Projections for external sector dimensions including growth in exports, imports, current account balance and foreign investment during Eleventh Five Year Plan
  - iv. Disaggregating the national target of poverty ratio in to State level.
  - v. Assessment of the financial resources of the Central and State Government.
  - vi. Prepared technical note on revenue-capital mix of Plan expenditure.
  - vii. Servicing division for Expert Group to Review the Methodology for Estimation of Poverty constituted by the Planning Commission
  - viii. Nodal division for the National Statistical Commission
- II. Represented Perspective Planning Division and provided technical inputs for Working Groups/ Sub-Groups for formulation of Eleventh Five Year Plan
- i. Working Group on Savings.
  - ii. Expert Group on Equitable Development
  - iii. Working Group on population stabilization
- III. Member of Other Committees:
- i. Technical Committee to revise base year for Trade Indices
  - ii. Inter Ministerial Committee on Agreement on Agriculture for the WTO Negotiations
  - iii. Trade Policy Review of India by the WTO
- 4.21 RURAL DEVELOPMENT Division**
- 4.21.1 The Rural Development (RD) Division is the nodal division in the Planning

Commission for matters relating to poverty alleviation employment generation programmes and development of wasteland and degraded lands. It also regularly interacts with the Ministry of Rural Development (Department of Rural Development and Department of Land Resources) on related developmental issues.

4.21.2 EFC proposals, Cabinet Papers in respect of the Department of Rural Development and Department of Land Resources were examined by the Division and comments forwarded on them. Meeting of EFCs of Ministry of Rural Development and Department of Land Resources were attended by officials of the Division alongwith the representatives of the Project Appraisal and Management Division.

4.21.3 The Annual Plan proposals and Budget estimates of the Department of Rural Development (DoRD) and Deptt. of Land Resources (DoLR) for the Annual Plan 2010-11 were examined by the Division in detail. In addition, Annual Plan proposals of the State/ Union Territories under the Rural Development sector were also examined and discussions were held with the officials of respective State Governments for finalization of Annual Plan outlays of the states/UTs.

4.21.4 The Division convened the meetings under the Chairmanship of Member (RD) to discuss Mid-Term Appraisal (MTA) of 11<sup>th</sup> Plan with the officers of DoRD and DoLR and prepared the respective chapter on the report of MTA of 11<sup>th</sup> Plan.

4.21.5 The Division also handled the work pertaining to Parliament questions, Parliament matters, VIP references, references from PMO's and other representations received.

4.21.6 Secretary (PC) is a member of the Task Force on Left Wing Extremism (LWE) constituted under the Chairmanship of

Cabinet Secretary. The task force assigned the Planning Commission the task of formation of Inter Ministerial Groups (IMGs), inter-alia, to identify in consultation with Ministries/Departments critical gaps in the development and to guide the districts authorities in the preparation of special development plan for the 33 LWE districts. 8 IMGs were constituted for the purpose and all the 33 LWE districts have submitted the Special Development Plans (SDPs). The proposals in the SDPs were sent to concerned Ministries for allocation of funds. In order to monitor the progress of implementation of the developmental schemes in these 33 LWE districts and MIS portal has been put in place by Planning Commission. Secretary, Planning Commission also held three meetings / video conferencing and interacted with Chief Secretaries of the concerned States and reviewed the progress of implementation of the development schemes / projects in the 33 LWE districts.

4.21.7 Officers of the Division are represented as a Member in several Committees which include among others (i) Central Employment Guarantee Council, (ii) Central level Coordination Committee under Swarnjayanti Gram Swarozgar Yojana (SGSY), (iii) Project Approval Committee for SGSY Special Projects; (iv) Screening Committee on Swarnjayanti Gram Swarozgar Yojana (SGSY) Special Projects, (v) Steering Committee on Provision of Urban Amenities in Rural Areas (PURA); (vi) Steering Committee of DoLR for Approval of Projects under IWMP, (vii) Expert Committee on DRDA Administration Scheme, (viii) Committee constituted by the Ministry of Home Affairs for approval of projects under Special Infrastructural Schemes (SIS). Senior Adviser, Advisers and Directors of the Division attended a number of meetings of the above committees.

## 4.22 SCIENCE & TECHNOLOGY DIVISION

4.22.1 The Science and Technology Division plays catalytic role in promoting science & technology for socio-economic development of the country through plan/programmes of various central scientific Ministries/Departments viz. Deptt. of Space (DOS), Deptt. of Atomic Energy (DAE-R&D), Deptt. of Science and Technology (DST), Deptt. of Scientific and Industrial Research (DSIR) including Council of Scientific and Industrial Research (CSIR), Deptt. of Biotechnology (DBT) and Ministry of Earth Sciences (MoES) as well as S&T programmes of various states/UTs. Being a third year of 11<sup>th</sup> Five year Plan, most of the new programmes of these Ministries/Departments have been approved during Annual Plan (2009-10) period. The main focus of S&T programmes has been on harnessing S&T for societal benefits, attracting young scientists to careers in science, strengthening linkages between the industry and research institutions / laboratories and strengthening of S&T infrastructure in the country.

4.22.2 One of the major activities undertaken during 2009-10 was the Mid-Term Appraisal of the Eleventh Five Year Plan in respect of the Science and Technology Sector. As a part of this exercise, proforma were especially designed to obtain inputs from the six S&T departments/Ministry with regard to their achievements/shortfalls vis-à-vis the Eleventh Plan objectives and the mid-course corrections required. Based on these inputs, an analysis was undertaken with regard to the status of each of the six Departments/Ministry and the same was discussed in separate meetings with the Secretaries of the Departments/Ministry under the Chairmanship of Member (Science), Planning Commission.

4.22.3 Based on the discussions held in these meetings, a draft MTA Report was prepared for

the consideration of the Consultative Group of Experts constituted specifically for this purpose under the Chairmanship of Member (Science), Planning Commission. Taking into consideration the recommendations of the Consultative Group of Experts, the Draft MTA report was finalized and the same was later converted in the form of MTA Chapter on Science and Technology as per the guidelines of the Editorial Committee.

4.22.4 Examination of Annual Plan (2010-11) proposals of Central Scientific Departments/Agencies namely Deptt. of Space (DOS), Deptt. of Atomic Energy (DAE-R&D), Deptt. of Science and Technology (DST), Deptt. of Scientific and Industrial Research (DSIR) including Council of Scientific and Industrial Research (CSIR), Deptt. of Biotechnology (DBT) and Ministry of Earth Sciences (MoES) was undertaken and in-depth discussions were held to discuss in details their plan/programmes, major achievements during 2008-09, likely achievements during 2009-10, proposed programmes for 2010-11, new initiatives and committed liabilities of these departments/ministries to assess the financial requirement for the Annual Plan (2010-11).

4.22.5 This was followed by Member level meetings with the Secretaries of respective S&T departments to make a final assessment of the Annual plan (2010-11) requirements.

4.22.6 The Annual Plan (2009-10) proposals of States/UTs relating to Science & Technology Sector were examined in detail and were discussed in the working group meetings to finalize the Annual Plan 2009-10 outlays under S&T sector. Several valuable suggestions were provided to States/UTs to strengthen the S&T infrastructure in the States/UTs. During the discussions, the major thrust was on identification of states specific S&T programmes, encourage local expertise by involving scientists/technologists and

academics in formulation of project proposals for submission to Central Scientific Ministries for funding, attracting young talents towards science, strengthening activities of State S&T councils by constantly interacting with Central Scientific Ministries/departments.

4.22.7 A number of EFC proposals, Cabinet papers, note for Committee of Secretaries (COS) etc. in the areas of nuclear science, space science, ocean science, biotechnology, R&D for industrial development, promotion of science and technology etc. were examined during 2009-10. Some of the important proposals examined include: Design and development of GSAT-10 Communication Satellite, Design and development of GSAT-11, Procurement of an Aircraft for Disaster Management Support (DMS) Communication Satellite, Expedition to Antarctica and Establishment of Third Station in Antarctica, Augmentation of Aviation Meteorological Services, Construction of a new ice-class research vessel equipped with the state-of-the-art scientific equipment/instrumentation for Antarctic, Arctic, Southern Ocean and Indian Ocean operations, Establishment of Institute of Nano Science & Technology at Bangalore, Mega Science facilities for Basic

Research, Establishment of Indo-German Science & Technology Centre, Establishment of National Institute of Animal Biotechnology at Hyderabad, Establishment of Marine Biotechnology at Madras, Establishment of Institute of Silk and Biomaterials at Bangalore, etc. The officials of the division also attended EFC meetings connected with these projects.

4.22.8 The Half yearly Performance Reviews of DST, DBT, DAE (R&D Sector), DOS and MoES for Annual Plan 2008-09 were undertaken to monitor the plans/ programmes of these Ministries/Departments and necessary suggestions were given to further improve the performance of various programmes of these departments.

4.22.9 Necessary material was provided to apprise the New Planning Commission constituted during 2009-10 about the major activities of S&T Division and introductory meetings were held with the each of the S&T Department/Ministry to apprise Member (Science) of their various programmes and activities. In this context, visits were also made to some of the Institutions to have a first hand information with regard to their research activities.



### 4.23: SECRETARIAT FOR COMMITTEE ON INFRASTRUCTURE

4.23.1. The Eleventh plan envisages an investment of about Rs. 20.56 lakh crore in infrastructure for sustaining an average growth rate of 9% in GDP during the plan period. Since the public sector would not be able to fund the entire investment, the strategy for the 11<sup>th</sup> plan also encouraged private sector participation

directly as well as through various forms of Public Private Partnerships.

#### Investment in Infrastructure in first two years of Eleventh Plan

4.23.2. The total investment in infrastructure during the first 2 years of Eleventh Plan on the basis of sector wise bottom-up estimates is given in table 4.23.1

**Table 4.23.1:**  
**Sector-wise Investment in Infrastructure :2007-08 & 2008-09**

(Rs. Crore at 2006-07 prices)

Sector	2007-08		2008-09	
	Projection	Actual	Projections	Actual
Electricity (inc. NCE)	81954	84,047	101553	95,264
Roads & ridges	51822	41,318	54789	46,010
Telecom	31375	94,621	38134	109,030
Railways (incl. MRTS)	34225	31,182	40964	39,095
Irrigation (incl. WS)	27497	38,789	35916	44,858
Water Supply & Sanitation	19298	19,110	22781	19,939
Ports (incl. inland waterways)	12409	4,581	14822	6,703
Airports	5208	6,912	5520	7,522
Storage	3777	434	4098	530
Oil & Gas Pipelines	2708*	7,685	3003*	12,630
<b>Total</b>	<b>270,273</b>	<b>328,679</b>	<b>321,579</b>	<b>381,580</b>

4.23.3. It is seen from the table 4.23.1 that total actual investment in infrastructure in first two years of Eleventh Plan has exceeded the year wise original projections. As against projection of investment of Rs. 2,70,273 crore in 2007-08, the actual investment has been Rs. 3,28,679 crore which is 21.6% higher. Similarly, in 2008-9, the actual investment of Rs 3,81,580 crore exceeds the original projection by 18.7%.

#### Policy Initiatives

4.23.4. With a view to creating an enabling environment for private participation, the

government has taken a number of initiatives. Some of these initiatives are discussed below:-

#### A) Cabinet Committee on Infrastructure

4.23.5. In order to provide enabling policy framework and efficient monitoring of PPP projects, Government had constituted a Committee on Infrastructure (CoI) in August 2004 under the chairmanship of the Prime Minister, with the objectives of initiating policies that would ensure time-bound creation of world class infrastructure, delivering services matching international standards, developing

structures that maximize the role of PPPs and monitoring progress of key infrastructure projects to ensure that established targets are realised. A Cabinet Committee on Infrastructure has been constituted in July 2009 to give a further fillip to these initiatives.

## **B) Model Documents**

4.23.6. A significant feature of the policy framework is the adoption of model documents such as concession agreements and other bid documents for award of PPP projects. Since PPP projects typically involve transfer or lease of public assets, delegation of governmental authority for recovery of user charges, operation and/or control of public utilities/services in a monopolistic environment and sharing of risk and contingent liabilities by the government, they should be regarded as public projects where accountability would continue to rest with the government. The PPP modality is only a device for getting private investment into public projects with the objective of enhancing public welfare. The structuring of PPP contracts therefore requires due diligence of a high order because of the complex nature of the partnerships and the need to protect the interests of the users as well as the exchequer. Inadequacies in the contracts/concessions can severely compromise the public exchequer and user interests besides leading to rent seeking and exposing PPP projects to public criticism. As such, the reliance on standard documents and processes is expected to facilitate decision-making and project award in a manner that is fair, transparent and competitive.

4.23.7. Planning Commission continues to identify key infrastructural areas and standardise the documents used for bidding and monitoring the PPP projects in these sectors. Besides providing an enabling policy and regulatory environment, these standardised documents which have been put to use in large number of Central and state PPP projects also address

the much needed requirement of capacity augmentation at the level of implementation. By Dec 2009, following documents have been published by the Planning Commission to promote and facilitate development of infrastructure:

### **Model Concession Agreements (MCA) for PPP projects**

- MCA for National Highways
- MCA for State Highways
- MCA for Operation & Maintenance of Highways
- MCA for National Highways (Six Laning)
- MCA for Urban Rail Transit Systems
- MCA for Non-metro Airports
- MCA for Greenfield Airports
- MCA for Ports
- MCA for Container Train Operations
- MCA for Re-development of Railway Stations
- Procurement-cum-Maintenance Agreement for Locomotives

### **Model Bidding Documents for PPP projects**

- Model Request for Qualification Document (RFQ) for PPP projects
- Model Request for Proposal (RFP) for PPP projects
- Model Request for Proposal (RFP) for Selection of Technical Consultants
- Model Request for Proposal (RFP) for Selection of Legal Advisors
- Model Request for Proposal (RFP) for Selection of Transmission Consultants

### Guidelines for Appraisal, Approval and Assistance for PPP projects

- Guidelines for Financial Support to PPPs in Infrastructure (VGF Scheme)
- Guidelines on Formulation, Appraisal and Approval of PPP Projects (PPPAC)
- Scheme for Financing through the India Infrastructure Finance Company (IIFCL)
- Guidelines for establishing Joint Ventures in Infrastructure

### Policy Documents and Reports

#### Financing of Infrastructure

- Projections in the Eleventh Five Year Plan: Investment in Infrastructure
- Private Participation in Infrastructure
- Report of the Core Group on Financing Plan for National Highways
- Report of the Task Force on Financing Plan for Airports
- Report of the Task Force on Financing Plan for Ports

#### Regulation

- Guidelines for Monitoring of PPP Projects
- Approach to Regulation of Infrastructure
- Draft Regulatory Reform Bill

#### Power Sector

- Report of the Task Force for operationalising Open Access in the Power Sector.

#### National Highways

- Report of the Inter-Ministerial Committee on Restructuring of NHAI
- Report of the Committee of Secretaries

on review of Toll Policy for National Highways

- Report of the Committee on Road Safety and Traffic Management.

#### Railways

- Report of the Task Force on the Delhi-Mumbai and Delhi-Howrah Freight Corridors

#### Ports

- Report of the Task Force on Tariff Setting for PPP Projects in Major Ports.
- Report of the Committee of Secretaries on Road Rail Connectivity of Major Ports
- Report of the IMG on Customs Procedures of Container Freight Station and Ports
- Report of the IMG on Reducing Dwell Time of Cargo at Ports.

#### Airports

- Report of the IMG on Simplification of Customs Procedures in Air Cargo and Airports
- Report of the IMG on Norms & Standards for Capacity of Airport Terminals

#### Best Practices

- Selection of Consultants: Best Practices
- Frequently Asked Questions (FAQs) on Model RFQ Document

### Manuals of Standards and Specifications

- Manual of Specifications & Standards for Two-laning of Highways
- Manual of Specifications & Standards for Four-laning of Highways

4.23.8. The Planning Commission has now initiated an exercise to revise financing plans in various infrastructures sectors to assess volume of financing needs and possible sources for their financing.

### C) Public-Private Partnership Appraisal Committee (PPPAC)

4.23.9. The PPP Appraisal Committee (PPPAC) set up on 12 January 2006 to ensure a streamlined, well-defined, consistent and time-bound process for the appraisal of all PPP projects of the Central Government is chaired by Secretary, Department of Economic Affairs, with the Secretaries of the Planning Commission, concerned Administrative Department and of the Departments of Expenditure and Legal Affairs, as its constituent members. In 2008-09, 71 projects (Roads-60, shipping-7, Railways-1, Tourism-1 and civil aviation-2) involving an estimated investment of about Rs. 98597 crore were appraised in the Secretariat for the COI for consideration of PPPAC. In 2009-10, till Dec 31, 2009, 69 projects with estimated project cost of Rs. 59573 crore have been appraised.

**Table 4.23.2:**  
**Sector-Wise Details of PPP Projects Appraised (Till December 2009)**

Sector	No. of Projects	Investment
Roads	57	47274
Shipping	11	12299
Small Scale Industries	1	RFQ document examined.
<b>Total</b>	<b>69</b>	<b>59573</b>

4.23.10. Apart from the projects of Central Government, the PPP Appraisal Unit (PPPAU) also appraises projects of State /UT for Viability Gap Funding (VGF) under the scheme for Financial Support to PPPs in infrastructure. Under the VGF scheme, grant assistance of up to 20% of project capital costs can be provided by the Central government to PPP Projects,

with an additional grant of up to 20% of project costs provided by the sponsoring Ministry or State Government. During the year 2008-09, 33 PPP projects ( Road sector-29, shipping-4) involving an investment of Rs. 43336.1 crore were appraised by PPPAU of Secretariat for Infrastructure. In 2009-10, till December, 20 State projects involving an estimated investment of about Rs. 7856 crore have been appraised. Their details are given below:-

**Table 4.23.3:**  
**State-Wise/Sector-wise Investments Envisaged in PPP Projects Appraised for Grant of VGF (Till December 2009)**

State	No. of Projects	Investment (Rs. crore)
Andhra Pradesh	1	808.8
Bihar	1	1388.0
Gujarat	2	1223.3
Karnataka	4	1011.1
Madhya Pradesh	3	499.3
Maharashtra	7	2558.9
Rajasthan	2	367.0
<b>Total</b>	<b>20</b>	<b>7856.3</b>

### D) India Infrastructure Finance Company Limited (IIFCL)

4.23.11. IIFCL, which was incorporated by the Ministry of Finance in consultation with the Planning Commission for providing long-term loans for financing infrastructure projects that typically involve long gestation periods, The Secretariat for the COI examines proposals received by the IIFCL for term loans with respect to their conformity with the Scheme for Financing Viable Infrastructure Projects. IIFCL may directly lend up to 20% of the capital costs of commercially viable projects. It may also provide refinance to financial institutions for loans of a tenor exceeding 10 years. Competitively selected PPP projects are accorded a priority for lending by IIFCL. By Dec 31 2009, IIFCL had approved 95 proposals

with a project cost amounting to Rs. 168,026 crore as given in Table 4.23.4 below:

**Table 4.23.4:**  
**Sector-wise details of Loans**  
**Sanctioned by IIFCL (Till December 2009)**  
(Rs. crore)

Sector	No. of Projects	Project Cost	Loans Sanctioned
Roads	63	54,009	8,275
Ports	6	4,985	820
Airports	2	14,716	2,150
Power	23	94,246	9,629
Urban Infrastructure	1	70	14
<b>Total</b>	<b>95</b>	<b>168,026</b>	<b>20,888</b>

## CO-OPERATION OF STATE GOVERNMENTS

4.23.12. In a federal country like India, cooperation and support of State Governments is essential for development of world class infrastructure. The State Governments' support in maintenance of law and order, land acquisition, rehabilitation and settlement of displaced persons, shifting of utilities and obtaining environmental clearances is necessary. Many State Governments have also initiated several PPP projects to improve infrastructure.

## SECTORAL PROGRESS

### Power Sector

4.23.13. The Eleventh Plan proposes to install additional generation capacity of 78,700

MW which is nearly four times the realized capacity addition ranging between 16,000 to 21,000 MW across the previous three Plan periods. A capacity of 17,140 MW has been commissioned till 31-8-2009 and a capacity aggregating to 45,234 MW is likely to be commissioned during the remaining period of the Eleventh Plan. The inter-regional power transfer capacity which has increased to 20,800 MW till July 2009.

4.23.14. An inter-Ministerial Task Force was constituted on February 2008 to, *inter alia*; make recommendations on measures for operationalisation of open access in Power sector. Its report suggested that despite the physical and technical feasibility of open access to distribution networks, open access for bulk consumers has not taken place. Another Task Force therefore has been constituted in Feb 2010 for early operationalisation of open access as mandated by the Electricity Act-2003.

4.23.15. For attracting private investment in intra state Transmission, a model Transmission Agreement is being finalised. Till date four meetings with various stakeholders have taken place in this regard.

### National Highways

4.23.16. The Eleventh Plan had envisaged significant improvement in National Highways through the National Highway Development Programme (NHDP). The status of NHDP projects as on 31-12-2009 is given (see Table 4.23.5) below:



**Table 4.23.5:  
Status of NHDP Projects as on Dec 2009**

Phases	Total Length (in km)	Approved Cost (Exp till 31.12.09 in Rs. Crore)	Length Completed (in km)	Length under Implementation (in km)	To be awarded (in km)	Likely date of Completion
<b>I</b> GQ,EW-NS corridors, Port connectivity & others	7,498	30,300 (36182.81)	7263	229	6	99% of GQ will be completed by March 2010
<b>II</b> 4/6 laning North South-East West Corridor, Others	6,647	34,339 (35535.94)	4065	1925	657#	December 2010
<b>III</b> Upgradation, 4/6-laning	12,109	80,626 (11572.82)	1189	3170	7749	December 2013
<b>IV</b> 2 laning with paved shoulders	20,000	27,800	--	--	--	December 2015 (as per financing plan)
<b>V</b> 6 laning of GQ and High density corridor	6,500	41,210 (1732.33)	148	886	5466	December 2012
<b>VI</b> Expressways	1,000	16,680 (NIL)	NIL	NIL	NIL	December 2015
<b>VII</b> Ring Roads, Bypasses and flyovers and other structures	700 km of ring roads/ bypass + flyovers	16,680 (NIL)	--	19	681	December 2014

4.23.17. For the years 2006-07, 2007-08 and 2008-09, the total awards of road projects by National Highways Authority of India (NHAI) were for 1,717 km, 1,203 km and 619 km respectively. During the current year, upto

December 2009) road projects covering length 1851 km have been awarded. MORTH has decided to speed up the NHDP programme to construct 20 km highway per day. As part of this programme 12,652 km in 2009-10, 11,092

km in 2010-11 and 9,192 km in 2011-12 is proposed to be awarded.

4.23.18. The Ministry of Road Transport & Highways has taken number of initiatives to involve State Governments in development of National Highways. In this regard, Memorandum of Understanding (MoU) has been signed for about 40 projects of NHDP-IVA & IV B covering length of about 5100 km in 7 States (Rajasthan, MP, Chhattisgarh, Karnataka, AP, Punjab and Kerala).

4.23.19. The State Governments have taken up construction of Highways under PPP mode on a large scale. By December 2010, 53 projects involving an investment of Rs. 26,087 crore were approved by the Empowered Institution (EI). In addition, 23 projects in Uttar Pradesh, 4 projects in Rajasthan, 5 projects in Punjab and 23 projects in Madhya Pradesh have been identified in PPP mode which is likely to be completed during Eleventh Plan.

## RAILWAYS

4.23.20. The Indian Railways has made one of the most impressive turnaround during the last few years. It has also initiated a number of measures to attract private investment. Container movement has been thrown open to competition and 16 private entities have been granted concession for running container trains. In the two years of operation of the scheme, the private operators have acquired 25% share of the market and they continue to show positive growth even in the face of economic downturn. The Ministry of Railways has set up Dedicated Freight Corridor Corporation of India Limited (DFCCIL) to execute the two dedicated freight corridor projects on the Eastern and Western Corridors. It is also exploring the possibility of attracting private investment in some segments of the project. The Ministry has identified 50 stations for development as world class stations through the PPP route. It has also invited

expression of interest for the development of logistic parks through PPP. A 60 km elevated fully air-conditioned rail system between Churchgate and Virar stations in Mumbai is proposed to be implemented through PPP on Design, Build, Finance, Operate and Transfer basis. PPP initiatives are in the offing for providing metro rail system in different cities. The Delhi Metro Rail Corporation has awarded the work of installation of systems, including supply of rolling stock and operation of the Airport Express Line on PPP basis. In Mumbai Metro project, 2 lines have been awarded on PPP basis. Similarly, the Hyderabad Metro Project is in the process of bidding on PPP basis. The Bangalore High Speed Rail Project is also being structured on PPP mode.

## PORTS

4.23.21. The projected traffic at major ports in the terminal year of the Eleventh Plan (2011-12) was estimated at 708 MMT. With a view to providing buffer capacity and to account for seasonal variations, an additional capacity of 545 MMT was proposed to be created so that the available capacity at Major Ports would be 1016 MMT by the end of the 11<sup>th</sup> Five Year Plan. During the first two years of the 11<sup>th</sup> Plan, Ministry of Shipping (MoS) has only added a capacity of 118.57 MMT.

4.23.22. MoS has revised the targets and now proposes to develop 48 projects (41 PPP projects, 3 captive projects and 4 mechanisation projects) with a capacity of 393.27 MMT costing Rs. 29,905 crore over the 11<sup>th</sup> Plan period. In addition to the above MoS also proposes to take up 16 additional small projects through internal resources with capacity of 40.27 MMT. Thus the total planned capacity addition is 433.54 MMT against the target of 545 MMT. Despite the slow progress in capacity addition in major ports, minor ports in the states and the private ports have done well.

## TELECOMMUNICATION

4.23.23. India has the third largest telephone network in the world with about 525 million connections. The sector, led by mobile segment is growing rapidly with about 12-13 million connections being added every month. The status of teledensity and other growth indicators are given in table 4.23.6 below:-

**Table 4.23.6:**  
**Telecom Status in India-Oct 2009**

<b>Number of Telephone connections</b>	<b>525.65 million</b>
Tele-density	44.87%
Internet connections (as on Sept 2009)	14.95 million
Broadband subscriber	7.19 million
Rural connectivity	161.91 million

4.23.24. The growth in the mobile telephony has been phenomenal as its subscriber base has increased from 33.7 million in March 2004 to 506 million in Nov. 2009. The share of wireless in total number of phones has risen to 93.15% as on Nov. 2009 of which 85% is private.

4.23.25. The rapid growth in the sector has demonstrated the potential of private investment in key infrastructural areas, once the enabling regulatory environment and level playing field is provided and competition is encouraged. The overall tele-density of 44.87% by October 2009 has exceeded the target set in New Telecom Policy (NIP) 1999 by 15%. The target for rural connectivity of 100 million has also been exceeded as it has risen to 161.91 millions by October 2009.

## AIRPORTS

4.23.26. The financing plan for airports approved by the Committee on Infrastructure envisaged an investment of Rs. 40,000 crore during the period 2006-07 to 2013-14. Delhi and Mumbai

airports have been awarded under PPP mode. The capital expenditure envisaged for the development of these two airports was Rs.11,400 crore. New airports at Bangalore and Hyderabad developed under PPP mode have also been made operational.

4.23.27. The modernization work related to Chennai and Kolkata airports at an estimated cost of Rs.1,808.25 crore and Rs.1,942.51 crore respectively has been awarded by Airports Authority of India (AAI). The AAI has initiated modernization work at 35 non-metro airports at an estimated cost of Rs.4,662 crore. Of these, 9 airports have been operationalised. A policy for Greenfield Airports has also been evolved with a view to facilitating, strengthening and augmenting airport infrastructure in the country. The policy contains guidelines for setting up of Greenfield airports in the country. Upto December 2009, 12 Greenfield Airports had been approved by the Central Government. The Ministry of Civil Aviation has set up Airport Economic Regulatory Authority (AERA) to regulate tariff and other charges for the aeronautical services rendered at airports and to monitor performance standards etc.

## Urban Infrastructure

4.23.28. The Eleventh Five Year Plan strategy for urban development includes dismantling of public sector monopoly over urban infrastructure and creating an environment conducive for the private sector to invest. Consistent with this strategy, the Government has initiated the Jawaharlal Nehru National Urban Renewal Mission (JNNURM) with a provision of Rs. 50,000 crore over a seven year period beginning 2005-06. One of the objectives of the mission is to leverage and incorporate private sector efficiencies in the development, management, and implementation and financing of projects through PPP arrangements, wherever appropriate.

4.23.29. A number of water supply and sewerage projects involving an estimated expenditure of Rs.1, 684 crore are being implemented through the PPP mode in Maharashtra, West Bengal and Tamil Nadu. Several Municipal bodies have successfully attracted private sector participation in solid waste management. Surat and Indore Municipal Corporations have successfully implemented projects in the transport sector. Initiatives are also being taken up for providing affordable housing to the EWS population through various means including PPPs.

### Rural Infrastructure

4.23.30. The Eleventh Plan emphasises that substantial improvement in rural infrastructure is crucial for broad-based inclusive growth of the economy and for bridging the rural-urban divide. Bharat Nirman, which was launched in 2005, for upgradation of rural infrastructure comprehensively across its sub-sectors, aims to provide electricity to 1,25,000 villages and to 23 million households; to connect the remaining 66,802 habitations with all weather roads and construct 1,46,185 km of new rural roads network; to provide drinking water to 55,067 uncovered habitations; to provide irrigation to an additional 10 million hectares; and connect the remaining 66,822 villages with telephones. It is estimated that out of the total projected investment of Rs. 14,34,284 crore to be incurred by the Centre and the States in the Eleventh Plan about Rs 4,30,285 crore (or 30%) would be spent exclusively towards improvement of infrastructure.

## 4.24 SOCIO-ECONOMIC RESEARCH DIVISION

### Grants-in-aid for Socio-Economic Research

4.24.1. Socio Economic Research Division deals with the scheme of providing grants-in-aid to Universities/Research Institutions for undertaking research Studies and organising Seminars & Conferences, which are relevant for the programmes and policies of the Planning Commission.

4.24.2. Grants-in-aid amounting to Rs.146.58 lakh were released during the year 2008-09 comprising Rs.102.58 lakh on Studies and Rs.44.00 lakh on Seminars / Workshops. The RE for the year 2008-09 was Rs. 210.00 lakh.

4.24.3. Proposals for grant-in-aid for 15 Studies and 36 Seminars were approved during 2008-09. Final reports in respect of 20 ongoing studies were received during the year. These are listed at Annexure- 4.24.1.

4.24.4 Grants-in-aid amounting to Rs.112.81 lakh was released during the year 2009-10 comprising Rs.92.66 lakh on Studies and Rs.20.15 lakh on Seminars / Workshops.

**Table 4.24.1:**  
**Grants in aid to studies and seminars (2009-10)**

(Rs. in lakhs)

Grants-in-aid (2009-10)	Approved (BE)	Released*
Total	210.00	112.81
Studies		92.66
Seminars		20.15

## Annexure - 4.24.1

The following Studies have been completed during the year 2008-2009 under the SER Scheme of Planning Commission:

Sr. No.	Title of the Study	Institution / Researcher
1.	State Finances in India - Recent Development	National Institute of Public Finance & Policy, 18/2, Satsang Vihar Marg, Special Institutional Area, N.Delhi
2.	Post Matric Scholarship (PMS) Scheme and its Impact on SCs Students in the States of Andhra Pradesh, Bihar, Chattisgarh, Maharastra, Punjab, Uttar Pradesh and West Bengal.	P.R. Memorial Foundation, New Delhi
3.	District Planning Status and Way Forward	Dr. Avinash Chandra (Individual Researcher), New Delhi.
4.	Comparative study on Infant Mortality and Fertility among Rural, Tribal Slum Population in Balasore District of Orissa	Basti Area Development Council, Balasore, Orissa
5.	Impact of Irrigation and Minor Irrigation Under AIBP in Uttarakhand State	Development Centre for Alternative Policies, N.Delhi
6.	Impact of Rural Infrastructure	U/o Kolkata, Presidency College (Dr. Samit Kar), Kolkata
7.	Extension of MSP: Fiscal and Welfare Implications	Integrated Research and IRADe Action for Development, N.Delhi
8.	Empowerment of Women Through Participation in Panchyati Raj Institution PRI's): Some Structural Impediments and a Training Strategy	Institute of Social Development, Udaipur, Rajasthan
9.	Mid-term Evaluation of the Composition & Working of Swarnjayanti Gram Swarozgar Yojana (SGSY) in 24 Parganas South District (West Bengal)	Lok Kalyan Parisad (Prof. Durga Das Roy), Kolkata.
10.	Evaluation/Impact Assessment of Rural Sports Programmes in India	Centre for Market Research & Social Development, New Delhi
11.	Child Friendly Panchayats- A study of Rural Child Development Indicators in Tamil Nadu	Shanti Ashram, Coimbatore



Sr. No.	Title of the Study	Institution / Researcher
12.	Impact Study of Rehabilitation & Reconstruction Process in Post-Super Cyclone, Orissa	Gramin Vikas Sewa Sanstha, West Bengal.
13.	Pattern of OBC Reservation in Kerala State	Dr. M. Sivaraman, Centre for Management Development, Trivandrum
14.	Pattern of OBC Reservation in Tamil Nadu State	Prof. M.Anandakrishnan, Madras Institute of Development Studies, Chennai
15.	Policy Exclusion of Urban Poor in India	Samya- Centre for Equity Studies, New Delhi.
16.	Economic of Fish Farming in Flood Prone Areas of Bihar with Special Reference to Koshi River System	Chanakya Educational Trust (Anga Institute of Research, Planning and Action), Bhagalpur, Bihar
17.	A Study of Performance, Impact and Replicability of Kudumbasree Project: A Poverty Eradication Programme in Kerala	Kerala Development Society, New Delhi
18.	State of Mental Health: Delhi State	MANAS Foundation, New Delhi
19.	Socio Economic Disability & Unemployment Problems among Muslims of Other Backward Classes	Global Environment and Welfare Society, New Delhi
20.	Special Central Assistance to Scheduled Castes & Scheduled Tribes in Andhra Pradesh, Maharashtra, Orissa & Tamil Nadu	Sri-Venkateswara University, Tirupati.

4.24.5 Proposals for Grants-in-aid for 15 Studies and 17 Seminars for the year 2009-10\* were approved. These are listed at Annexure- 4.24.2 and Annexure- 4.24.3.

## Annexure- 4.24.2

The following research studies have been approved during the year 2009-10\*:

Sr. No.	Title of the Study	Institution / Researcher
1.	Publication of the Book on Poly culture in Coconut for Humid Tropics and coastal Plains.	NaturalResourceIndia Foundation, New Delhi
2.	Growth of Indian Agriculture- A district level study	Dr. G S. Bhalla, Prof. Emeritus, JNU, New Delhi
3.	Poverty Mapping using cluster analysis	I. I. T, Delhi
4.	Impact of the Growth of organized food retailing on the traditional retailers in Bangalore city	St. Joseph's college Commerce, 163, Brigade Road, Bangalore
5.	Legal Aspects and Implications of issues of Water Policy and Management and the Water Law Reform to support a Transformation of Water Policy	Dr. Ramaswami R. Iyer., Former Secretary ( M/o Water Resources), New Delhi
6.	Ground Water Situation in India	Dr. Himanshu Kulkarni, Executive Director & Honorary Secretary of Advance Centre for Water Resources Development & Management (ACWADAM)
7.	Preparation of Situation Analysis Report on Water Resources in the Himalayan Region	Dr. Ravi Chopra, Director, People's Science Institute (PSI), Dehra Doon
8.	India's Irrigation Future	Dr. Tushaar Shah, Sr. Fellow, International Water Management Institute (IWMI)
9.	Socio –Economic Analysis of slum areas in Delhi and Alternative strategies of Rehabilitation	Centre for Global Research, Delhi
10.	Poverty, Hunger & Public Action: An empirical study of ongoing Decentralization initiatives in West Bengal	Lok Kalyan Parishad, Kolkata
11.	Socio Economic Benefit of Stream Tank Well Integration involving farmers participation	Bharat Integrated Social Welfare Agency, Orissa
12.	Constraints & Potential of diversified Agricultural development in Eastern India	Council for Social Development, New Delhi

Sr. No.	Title of the Study	Institution / Researcher
13.	Prevalence, Pattern & Management of Sexually transmitted infections among various working populations in Rural/ Tribal & Urban areas of Balasore District of Orissa	Basti Area Development Council, Balasore, Orissa
14.	Impact Evaluation of the Organic Farming and its contribution in enhancing Productivity in Agricultural and Allied Areas	Natural Resource India Foundation, New Delhi.
15.	Assessment of Evaluation of scope of up gradation of select ITIs through PPP in Maharashtra and Tamil Nadu	Maharashtra Economic Development Council (MEDC), Y.B.Chavan Centre, Nariman Point, Mumbai- 400 021

\* up to 31<sup>st</sup> December, 2009

## Annexure- 4.24.3

The following Seminars have been approved during the year 2009-10\*:

Item No.	Title of the Seminar	Name of Institution
(1)	(2)	(3)
1.	9 <sup>th</sup> International Exhibition –Cum-Seminar on PANELEXPO-2009	Federation of Indian Plywood & Panel industry, New Delhi
2.	Socialization of Agricultural Technology through Human journalism: the challenges and the task	Bidhan Chandra Krishi Viswavidyalaya Nadia (West Bengal)
3.	Women Empowerment through Micro finance	SUPATH Gramodyog Sansthan, Gujarat
4.	Global conference on meeting nutritional challenges with sustainability and equity	Breast Feeding promotion Network of India, Delhi
5.	Trafficking of women and children in India: Issue and way towards combining trafficking in West Bengal	Bhavishya Educational and Charitable Society, Kolkata (West Bengal)
6.	Promoting entrepreneurship development through agricultural & allied programmes	Chakkala Community Association of India, Trivandrum
7.	Strategies for Multi- Agency Extension Approach for Agricultural Development	International Society of Extension Education, Bangalore
8.	Strategies for vitalising female literacy: Challenges of 21 <sup>st</sup> century.	Society for Promotion of Adult Continuing Education (SPACE), Literacy House Building, Andhra Mahila Sabha College Campus, O.U. Road, Hyderabad
9.	Implementation of UN convention on rights of persons with disabilities in India.	Society for Disability and Rehabilitation Studies, B-285, Basant Kunj Enclave, New Delhi- 110070
10.	23 <sup>rd</sup> National Conference on Agricultural Marketing to be held on 12 <sup>th</sup> to 14 <sup>th</sup> November, 2009 at Hyderabad.	Indian Society of Agriculture, Marketing, Nagpur
11.	International Seminar on Adivasi/ST communities in India: Development & Change	Institute for Human Development, New Delhi

Item No.	Title of the Seminar	Name of Institution
12.	Globalization & Inequality	Bangiya Arthaniti Parishad, Kolkata
13.	Arunachal Pradesh: A long way to go for empowering the people economically for its sustained growth	Indian Council of Small Industries, Kolkata
14.	Horticulture for Livelihood Security and Economic Growth	Dr. Prem Nath Agricultural Science Foundation, Bangalore
15.	Whither Regulatory Reforms in Infrastructure Sector in India	Consumer Unity & Trust Society, Jaipur
16.	Women in Agriculture	Research Association for Gender in Agriculture (RAGA), Bhubaneswar
17.	92 <sup>nd</sup> Annual Conference of Indian Economic Association, held on 27-29 <sup>th</sup> December, 09 at Bhubaneswar	Indian Economic Association, Patna, Bihar

\* up to 31<sup>st</sup> December, 2009

4.24.6. Final reports in respect of 15 ongoing studies have been received during the year 2009-10\*. These are listed at Annexure- 4.24.4.

4.24.7. A total number of 167 study reports have been placed so far on the web-site of the Planning Commission for wider use in research and planning development.



## Annexure- 4.24.4

The following Studies have been completed during the year 2009-10\*:

Sr. No.	Title of the Study	Institution / Researcher
1.	Problem of Sick Small Scale Industries in UP and Suggested Strategies for their Revival	Institute of Development Studies, University of Lucknow, Lucknow-226 007
2.	Success and Failure of SHGs in India: Impediments and Paradigm of Success	Voluntary Operation in Community & Environment (VOICE), New Delhi
3.	Employment of Persons with Disabilities in Public Sectors in India-Emerging Issues and Trends: An Evaluation study with Special reference to persons with Disabilities Act, 1995	Society for Disability and Rehabilitation Studies, New Delhi.
4.	Factor Productivity and Marketed Surplus for Major Crops in India- Analysis of Orissa State	Administrative Staff College of India, Hyderabad
5.	Impact of Rural Housing Programmes on People Settled in Rural Uttaranchal	G.B. Pant Social Science Institute, Allahabad
6.	Status of Youth Artisans in Bihar: Assessment of Potential of Artisans Sector for generating large scale self employment in Bihar	Bihar Institute of Economic Studies, Patna
7.	Promotion of Diversity of India's Cultural Expressions – An Impact Assessment Study of Central Sangeet Natak Academy	SANKALP- All India Organization for Integrated Participation Development, New Delhi
8.	Present Status and Utilization of Land Allotted to the Families and its impact in Andhra Pradesh, Uttar Pradesh, West Bengal, Madhya Pradesh and Gujarat	Haryali Centre for Rural Development, 32/11, Zakir Nagar West, Okhla, New Delhi-110025
9.	Impact Assessment of Externally Aided Projects (EAPs): Interventions on Livelihood of the Poor and Marginalized in KBK Districts of Orissa	Centre for Rural Development, OCHC Complex, 1 <sup>st</sup> Floor, Janpath Kharvel Nagar, Bhubaneswar-751 001
10.	Ground Water Situation in India	Advanced Centre for Water Resources Development and Management, Lenyadri Co-op. Housing Society, Sus Road, Pashan, Pune – 411021

Sr. No.	Title of the Study	Institution / Researcher
11.	SME Cluster in India Identifying Area of Intervention for Inclusive Growth	Institute of Studies in Industrial Development, Institutional Area. P.B. No. 7513, Vasant Kunj, New Delhi-110070
12.	Evolving Methodology for Participatory Micro-Level Planning (In the context of 73 <sup>rd</sup> Constitution Amendment Act	Institute of Social Sciences, 8-Nelson Mandela Road, Vasant Kunj, New Delhi-110070
13	Legal Aspect and Implications of Issues of Water Policy and Management, and the Water Law Reform Needed to Support a Transformation of Water Policy.	Dr. Ramaswami R. Iyer, Former Secretary (M/o Water Resources), A-10, Sarita Vihar, New Delhi- 110 076
14	Extent of Decentralization of Local Planning and Finances in West Bengal	Gramin Vikas Sewa Sansthan, Purba Udayraipur Tutepara, Dist. 24 Paragana (North), West Bengal – 700129
15	Out-of Pocket Expenditure on Medical Drugs and Services- A case study of two special states- UP and Rajasthan.	Institute of Economic Growth, University of Delhi Enclave, North Campus, Delhi- 110007.

\* up to 31<sup>st</sup> December, 2009

4.24.8. Planning Commission receives the study reports in hard copies as well as on CD/floppies. For easy accessibility and for better utilization and exchange of views these reports are put on the Web site of the Planning Commission. Copies of the reports are also provided to Subject Division and senior officers in Planning Commission for further dissemination to the Ministries/ Departments of Central/State Governments for discussion, use and action in the process of development planning and programmes.

## 4.25 STATE PLANS DIVISION

4.25.1 The State Plans Division in the Planning Commission is entrusted with the responsibility of assisting in finalizing the Annual Plans and Five Year Plans of States/Union Territories. The

Division coordinates all activities relating to the formulation of plans of States/Union Territories such as issuing of guidelines, organizing meetings between Deputy Chairman and Chief Ministers /Governors / Lt.Governors of States/Union Territories for deciding the plan size as well as organizing Working Group Meetings for finalization of sectoral outlays of States/Union Territories. The Division also deals with matters relating to sanction of Additional Central Assistance to States/Union Territories for specific schemes /projects and also proposals regarding externally aided projects and revised outlays of States/Union Territories. Matters relating to Inter-State and Centre-State relations on Planning as referred to by the Inter-State Council and recommendations of the Finance Commission are also dealt by this Division.

The Division is the repository of detailed information relating to Plan Outlays and Expenditure of States /Union Territories.

4.25.2 During the year 2009-10, besides performing the above functions, the Division dealt with VIP references and Parliament Questions relating to the States/Union Territories Annual Plan outlays, Revised Outlays, Expenditures and Externally Aided Projects etc.

#### **Annual Plan 2009-10:**

4.25.3. The meetings at the level of the Deputy Chairman with Chief Ministers of States/Union Territories to discuss the Annual Plans (2009-10) of different States and Union Territories were held during the year 2008-09 so that the approved Plan could provide a timely and meaningful input into the State budgets.

4.25.4 A total of Rs. 85309.00 crore was provided in the Budget Estimates for 2009-10 as Central assistance for State and UT Plans of which Rs. 19110.61 crore was on account of Normal Central Assistance and Rs. 1550 crore for One-time ACA for other projects (i.e. the total NCA of Rs. 20660.61 crore), Rs. 7500.00 crore as Additional Central Assistance for Externally Aided Projects and the remaining Rs. 57148.39 crore for special programmes like Backward Regions Grant Fund (BRGF), Jawaharlal Nehru National Urban Renewal Mission (JNNURM), Accelerated Irrigation Benefit Programme (AIBP), Rashtriya Krishi Vikas Yojana (RKVY), National Social Assistance Programme (NSAP) etc.

4.25.5 With a view to ensuring investment in priority sectors as per plan objectives, the practice of earmarking of outlays under selected schemes/projects was continued.

#### **Strengthening State Plans for Human Development (SSPHD):**

4.25.6 As a follow-up to the United Nations Development Programme (UNDP) assisted, State Human Development Project, the Planning Commission initiated the “Strengthening State Plans for Human Development” Project in July 2004. Planning Commission is the executing agency while State Governments are the implementing agencies for the Project. The project was initiated with eight States, which got expanded to seven more states who had completed their SHDR. Its duration is till 31 December 2009.

The key activities under the Project are:

- a) Capacity building of State Planning Departments/ Boards through technical assistance and training.
- b) Identifying strategic options for Human Development (HD) Financing.
- c) Strengthening State/District Statistical systems through appropriate capacity building initiatives.
- d) Strengthening the advocacy efforts for dissemination of HD messages.
- e) Capacity assessment and capacity development at the State level for officials to monitor and evaluate human development programmes and scheme.
- f) Capacity development of planners and policy makers to design implement and monitor programmes to enable equitable access to resources and benefits across women and men.

4.25.7 The Project is expected to strengthen understanding on the concept of Human Development at all levels including line departments, district administrators and local bodies. It would address the limitation of

data system and enhance States capacities to identify sustainable sources of financing human development. It is also expected to disseminate HD concepts and issues at all levels leading to HD based State and district planning and create an enabling environment for enhanced integration of gender concerns within the planning machinery. Outcome evaluation and assessment of various interventions under SSPHD are being initiated to document success of the Project vis-à-vis its objectives.

#### **State Development Report (SDRs):**

4.25.8 To provide a quality reference document on the development profile and set out strategies for accelerating the growth rate of States, the Planning Commission in coordination with the State Governments and independent institutions & experts is preparing State Development Reports (SDRs). This exercise is funded under the Plan Scheme “50th Year Initiatives for Planning.

4.25.9 SDRs have been released till December 2009 viz. Assam, Andaman & Nicobar Islands, Delhi, Himachal Pradesh, Jammu & Kashmir, Karnataka, Kerala, Lakshadweep, Maharashtra, Meghalaya, Orissa, Punjab, Rajasthan, Sikkim, Tamil Nadu and Uttar Pradesh. SDRs of Arunachal Pradesh and Haryana are awaiting release. Five SDRs viz. Goa, Puducherry, Uttarakhand, West Bengal and Madhya Pradesh are under print. Nine SDRs, are awaiting finalization.

#### **Island Development Authority (IDA):**

4.25.10 The Island Development Authority Cell serves as the secretariat for the Island Development Authority constituted under the Prime Minister and its Standing Committee under Deputy Chairman, Planning Commission. The IDA decides on policies and programmes for integrated development of Andaman & Nicobar Islands and Lakshadweep, keeping in

view all aspects of environmental protection as well as the special technical and scientific requirements of the islands, and reviews the progress of implementation and impact of the development programmes.

4.25.11 The Twelfth meeting of the IDA under the Prime Minister was held on 19th January 2009. The meeting reviewed the progress in Andaman & Nicobar and Lakshadweep and directed a Committee of Secretaries to review and fix timelines on important issues related to the development of the Islands territories. The Committee of Secretaries under Cabinet Secretary renewed important projects of Lakshadweep on 8th June 2009 and of Andaman & Nicobar Islands on 3rd July 2009. The action taken by different Ministries /Departments and UT Administrations on the points discussed in the last meeting of the IDA are being compiled for further review.

#### **4.26 DEVELOPMENT OF NORTH EASTERN REGION**

4.26.1 Within an overall State oriented view point, certain States/region, for historical and special reasons, call for a focused area development approach. Various policy initiatives, including fiscal incentives and targeted programmes have been evolved in the past to achieve this objective. Planning Commission’s strategy in this regard has been to supplement the efforts of the State Governments by targeting such disadvantaged areas with funds for capital investments.

4.26.2 The North Eastern Region comprises Assam, Arunachal Pradesh, Manipur, Meghalaya, Mizoram, Nagaland and Tripura. For development purposes, Sikkim too has been included as a part of north eastern region. Development of North Eastern Region have been affected due to the factors like difficult geographical location, transport bottlenecks, natural calamities, etc. Special focus had

been given on the economic development of the north eastern region including Sikkim during the earlier Plan periods and strategies adopted for removal of infrastructural bottlenecks, provisioning of basic minimum services and creating an overall environment for private investment. The Government of India created Ministry of Development of North Eastern Region (DoNER) to coordinate and give impetus to the Centre's development efforts.

4.26.3. Central assistance on liberal terms to the special category States of the North East have been a feature of planning. Further, a number of special arrangements and initiatives have been taken through various Central Ministries to accord priority to the development of the region. The North Eastern Council (NEC) set up in the year 1972 is a regional planning body for securing a balanced development of the NE region by taking up projects of regional priorities. The role of the Ministry of Development of North Eastern Region (DoNER) is to create synergy and ensure convergence of programmes by coordinating the efforts of both Central agencies and the State Governments and by meeting the last mile resource needs for completion of projects. The Ministry is to act as a catalyst in stimulating the development process of the region.

4.26.4. The Table 4.26.1 indicates the projected outlays for the 11th Five Year Plan and agreed outlays for Annual Plans 2008-09 and 2009-10 of North Eastern States and the Ministry of Development of North Eastern Region:

The projected outlay for the 11th Plan for the North Eastern States as finalized by the Planning Commission is given in the Table 4.26.1

**Table 4.26.1:**  
**Eleventh Plan projected outlay for the North Eastern States**

S.No.	States	Rs. Crore
1	Arunachal Pradesh	7901.00
2	Assam	23954.00
3	Manipur	8154.00
4	Meghalaya	9185.00
5	Mizoram	5534.00
6	Nagaland	5978.00
7	Sikkim	4720.00
8	Tripura	8852.00
	<b>Total</b>	<b>74278.00</b>

Annual Plan Outlay for 2008-09 and 2009-10 of North Eastern States is at Table 4.26.2.

**Table 4.26.2:**  
**Annual Plan Outlay for 2008-09 and 2009-10 for NE States**

(Rs. in Crore)

State	Annual Plan 2008-09	Annual Plan 2009-10
Arunachal Pradesh	2065.00	2100.00
Assam	5011.51	6000.00
Manipur	1660.00	2000.00
Meghalaya	1500.00	2100.00
Mizoram	1000.00	1250.00
Nagaland	1200.00	1500.00
Sikkim	852.00	1045.00
Tripura	1450.00	1680.00
<b>Total</b>	<b>14738.51</b>	<b>17675.00</b>



Annual Plan Outlay for 2007-08 and 2008-09 of North Eastern States is at Table 4.26.3

**Table 4.26.3:**  
**Annual Plan Outlay 2007-08 and 2008-09 of North Eastern States**

(Rs. in Crore)

State	Annual Plan 2007-08	Annual Plan 2008-09
Arunachal Pradesh	1320.00	2065.00
Assam	3800.00	5011.51
Manipur	1374.31	1660.00
Meghalaya	1120.00	1500.00
Mizoram	850.00	1000.00
Nagaland	900.00	1200.00
Sikkim	691.14	852.00
Tripura	1220.00	1450.00
<b>Total</b>	<b>11275.45</b>	<b>14738.51</b>

#### 4.27 TRANSPORT DIVISION

4.27.1 The Transport Division is primarily involved in the process of planning and development for the Transport Sector to meet the growing traffic demand in the country. It is also concerned with overall budgetary planning for various modes of transport for attaining appropriate inter-modal mix in the transport network. Some of the important activities undertaken are indicated below:

- Demand Assessment for transport services of passenger and goods traffic.
- Assessment of existing capacity of different modes and estimation of resource requirement for the plan.
- Identification of role of private sector investment in the infrastructure and transport services to supplement the Government efforts.
- Overall planning of transport sector in the country.

- Finalization of Annual Plan outlay for various modes of transport.
- Assessment of resources of State Road Transport Undertakings.

#### Review of progress of major transport projects.

4.27.2 The salient activities undertaken during the year by Transport Division are as follows:

- The Chapter on the Transport Sector for the Mid-Term Appraisal of 11th Five Year Plan was finalized.
- The chapter on the Transport sector for the Annual Plan 2009-10 document was finalized.
- Carried assessment of resources of 38 State Road Transport Undertakings for the Annual Plan 2010-11, which involves physical and financial parameters of passenger and freight services operation by the

undertakings for the purpose of inclusion of the resources generated in the Annual Plan of the concerned State Government. The Undertakings during the discussions were also advised to take suitable measures to improve their performance and bring down the increasing losses.

- Externally Aided Project proposals for the Annual Plan 2010-11 for some of the States were discussed and recommendations made after in-depth examination.
- Annual Plan 2010-11 proposals in respect of State Governments /UTs were discussed and recommendations made after in-depth examination.
- Annual Plan 2010-11 proposals of the Central Ministries were discussed and recommendations made after in-depth examination.
- Investment proposals received from Central Ministries of Railways, Road Transport & Highways, Shipping and Civil Aviation were examined in association with Project Appraisal and Management Division before these were considered by the Expenditure Finance Committee (EFC), Public Investment Board (PIB) and Expanded Board of Railways (EBR).
- A system of Half Yearly Performance Review (HYPR) meetings has been introduced as a monitoring mechanism to review the progress of various plan schemes. However, no meeting could be held during 2009-10.
- Meetings of the Committee under the Chairmanship of Member (BKC), Planning Commission were organized on Preparation of Annual Report on Infrastructure Sectors.
- Organized, and participated in the meetings of B.K. Chaturvedi Committee on issues relating to National Highway Development Project (NHDP) and finalized two Reports of the Committee.
- Participated in the meetings of the Board of Governors of Construction Industry Development Council.
- Attended meetings of various Committees / Groups, which included High Powered Committee (HPC) on SARDP-NE, Inter-Ministerial Group, headed by Secretary, MORTH on Shifting the mode of Delivery from BOT (Toll) to BOT (Annuity) for sub-projects under NHDP, Committee on Rural Infrastructure set up by PMO on Bharat Nirman and Empowered Committee on PMGSY set up by the Ministry of Rural Development.
- A number of Board meetings of National Highway Authority of India (NHAI) were held during the year. The agenda items, which included detailed project reports for various segments of NHDP for award of contract were received for examination and comments offered as an input for decision making at the NHAI Board Meetings.
- Finalized the Working Group Report on logistics to develop an optimum, efficient, resilient, environment friendly and safe logistic system in the country.
- The Fifth & Sixth Meetings of the Steering Committee set up under the chair of Member Shri B.K. Chaturvedi were held to review the progress of Total Transport System Study being conducted by the M/s Rail India Technical Economic Services (RITES). The Study Report was finalized.
- Examined various Additional Central Assistance proposals and State Development Reports received from State Plan Division and offered substantive comments.
- Carried out a Review of the road and rail projects being implemented under

the Special Plan in Bihar, with the representatives from the Government of Bihar, the Department of Road Transport and Highways and the Railway Board.

- Procedural modalities completed for enabling India to become a Member of the International Transport Forum.

#### 4.28 TOURISM CELL

4.28.1 Tourism Cell is primarily involved in the process of planning, promotion and development of the Tourism Sector so as to ensure balanced and sustainable development of tourism in the country. It is also concerned with the formulation/implementation of policy issues concerning Tourism Sector to make it more responsive to the present and future requirements of the country. The important activities undertaken during the year 2009-10 are indicated below:

- Overall planning of tourism sector in the country.
- Finalization of Annual Plan outlay for tourism sector.
- Review of progress of major tourism projects/schemes.
- Identification of role of private sector investment in the infrastructure and tourism services to supplement the Government efforts.

4.28.2 The salient activities undertaken during the year by Tourism Cell are as follows:

- The Chapter on Mid-Term Appraisal of 11th Plan was prepared.
- The chapter on the Tourism Sector for the Annual Plan 2009-10 document was finalized.

- Annual Plan 2010-11 proposals in respect of State Governments/UTs were discussed and recommendations made after in-depth examination.

- Annual Plan 2010-11 proposal of the Ministry of Tourism was discussed and recommendations made after in-depth examination.

- Proposals regarding continuation of scheme 'Incentive to Accommodation Infrastructure' and introduction of new scheme of Central Financial Assistance for creating Tourist Facilitation and Security Organization in States/UTs were examined and comments offered.

- Investment proposals received from Ministry of Tourism was examined in the association with project Appraisal and Management Division before these were considered by the Standing Finance Committee (SFC), Expenditure Finance Committee (EFC) and Public Investment Board (PIB).

- The Half Yearly Performance Review (HYPR) meeting for Tourism Sector was held to review the progress of various Tourism Sector projects/schemes.

- Examined various Additional Central Assistance Proposals received from State Plan Division and offered substantive comments.

#### 4.29 VILLAGE & SMALL ENTERPRISES

4.29.1 Village & Small Enterprises Division is the nodal division for following Ministries/Departments:

- Ministry of Micro, Small and Medium Enterprises
- Ministry of Textiles – Handloom, Handicrafts, Sericulture, Powerlooms and Wool.

- Ministry of Food Processing Industries

4.29.2 The Annual Plan discussions including In-depth discussions and Member level discussion culminating in finalisation of schematic outlays were held with the above Ministry/Departments.

4.29.3 Half Yearly Performance Review (HPR) meetings in respect of above Ministries/Departments were held to evaluate the progress of different schemes and utilization of resources.

4.29.4 Mid Term Appraisal of Eleventh Plan for Village & Small Enterprises Sector was carried out under the Chairmanship of Member (VSE).

4.29.5 To facilitate Mid Term Appraisal of Eleventh Plan, workshop on cluster and consultative group meeting on Handloom & Handicraft was organized. Village & Small Enterprises Division participated in Regional consultations at 5 places organized by D/o Handloom & Handicraft. A study was got conducted to evaluate the Integrated Handloom Cluster Development Scheme by M/s Craft Revival Trust, New Delhi.

Notes for Cabinet/CCEA/COS were examined.

4.29.6 Proposals for 'in principle' approval, SFC and EFC were examined from techno-economic angle and comments given for incorporation in the appraisal note in case of EFC.

The developmental schemes/ Programmes under implementation in the VSE Sector by various Ministries are examined taking care of needs of women, Scheduled Castes, Scheduled Tribes, minorities, etc.

4.29.7 Participated in various meetings pertaining to various States Governments like Annual Plan 2009-10 and HPR.

4.29.8 Major Programmes under the purview of Village & Small Enterprises Sector with Outlay during 2009-10 (RE).

- Quality of Technology Support Institutions and Programmes (M/o MSME) : Rs. 253 crores
- Credit Support Programme (M/o MSME): Rs. 129.80 crores
- Prime Minister's Employment Generation Programme (PMEGP) : Rs. 601.20 crores
- Khadi Reform Programme : Rs. 96.00 crores
- Grant to Khadi & Village Industries : Rs. 182.00 crores
- Infrastructure Development for Food Processing Industries : Rs. 67.46 crores
- Technology Upgradation /Establishment/ Modernisation of Food Processing Industries : Rs. 84.01 crores
- Handloom Weavers Comprehensive Welfare : Rs. 120.00 crores
- Integrated Handloom Development Scheme : Rs. 125.00 crores
- Marketing & Export Promotion for Handloom & Handicraft : Rs. 50 crores
- Baba Saheb Ambedkar Hastshilpa Bikas Yojana : Rs. 60.09 crores
- Integrated Artisans Comprehensive welfare : Rs. 71.60 crores
- Catalytic Development Programme (CDP) in Sericulture : Rs. 129.96 crores

### 4.30 VOLUNTARY ACTION CELL

4.30.1 Planning Commission has been designated as a nodal agency for policy relating to Voluntary Organisations, as per a decision taken by the Committee of Secretaries on 22<sup>nd</sup> March 2000. The Voluntary Action Cell in Planning Commission prepared a National Policy on the Voluntary Sector which was approved by the Cabinet and notified in 2007.

4.30.2 As a follow-up action on the National Policy on the Voluntary Sector 2007, three Expert Groups have been set up on the following subjects:

- To review the experience of decentralized funding mechanism and make suitable recommendations to Central agencies.
- To examine the feasibility of enacting a simple and liberal central law that will serve as an alternative all-India statute for registering VOs, and
- To encourage the evolution of, and subsequent recognition to an independent, national level, self-regulatory agency for the Voluntary sector.
- In order to get a better focus and the benefit of the expertise of the group, three Task Forces have been constituted, one for each group from among the members of each Expert Group to look deeper into the issue and to make appropriate recommendations. These Task Forces have already met a number of times to take forward their mandate and are expected to submit their reports shortly.

4.30.3 The NGO Partnership System, a web based portal has been designed, developed and put into operation by Planning Commission, in collaboration with National Information Centre

and with cooperation of key participating Ministries.

4.30.4 The objective of the system is to provide VOs/NGOs with the following facilities:

- Details of signed up VOs/NGOs across India
- Details of grant schemes of key Ministries / Departments available to VOs / NGOs
- Applying on line for NGO grants
- Tracking System of NGO applications

4.30.5 Six meetings of Planning Commission with NIC and participating Ministries / Organisations have been held. Some of the facilities of the portal have been made functional. 24718 NGOs have 'signed up' with NGO-PS(as on 27.01.2010).

4.30.6 The Voluntary Action Cell also organizes presentations, under the Civil Society Window initiative made by VOs/ NGOs. / CSOs on different development related subjects. The contribution and experience of the grassroots organizations are shared with the Officers and Members of the Planning Commission and other experts in the area.

### 4.31 WATER RESOURCES DIVISION

4.31.1 Water Resources Division of the Planning Commission is charged with the responsibility of formulation and monitoring of Plan, Programmes and Policies relating to Water Resources, which inter-alia includes irrigation (major, medium and minor projects), flood control (including anti-sea erosion works) and command area development. The Division is also responsible for the Plans, Programmes and Policies of rural and urban water supply and sanitation and solid waste management.



## Irrigation, Flood Control and Command Area Development

- i. The work of formulation of Annual Plan 2009-10 for various States and UT's were completed. Also Annual Plan 2009-10 of Central Ministries of Water Annual Plan 2010-11 for various States and UT's is in progress.
- ii. The outcome budget for the Ministry of Water Resources and Department of Drinking Water Supply was finalized in consultation with the concerned Ministries.
- iii. On the directions of the Prime Minister in the NDC meeting, Planning Commission constituted a Task Force on Irrigation under the chair of Member (Water & Energy) for addressing the various issues relating to irrigation sector along with ways and means of identifying financing of the sector. The Task Force submitted its report to the Prime Minister
- iv. The Task Force on Accelerated Irrigation Benefit Programme chaired by the Secretary Planning Commission finalized its recommendations and the same were sent to Ministry of Water Resources for follow up action.
- v. The Planning Commission issued investment clearance for 24 major and medium irrigation projects and 57 flood control projects, and 7 ERM projects, a total of 88 projects. The list of projects is at Annexure 4.31.1.
- vi. Under Accelerated Irrigation Benefit Programme, an allocation (BE) of Rs. 9700.00 (grant) crore has been provided in 2009-10 against Rs. 5500.00 (grant) crore in 2008-09.

- vii. Appraisal of State Sector scheme Ground Water Development is under progress.
- viii. Officers of WR Division were members of the Central Team, which visited the flood-affected areas of Andhra Pradesh and Karnataka.
- ix. The Annual Plan 2009-10 chapters on Irrigation and Water Supply is under preparation. Strategy and way forward for the sector are covered in the chapter.

4.31.2. Rural Water Supply and Sanitation Sector covers two programmes viz. "National Rural Drinking Water Programme (NRDWP)" and "Total Sanitation Campaign (TSC)".

### Rural Water Supply

4.31.3 As per National Water Policy (2002), "Drinking Water" has been assigned the first priority in allocation of water amongst various uses. The policy also provides that adequate safe drinking water facilities should be provided to the entire population both in urban and in rural areas and drinking water needs of human beings and animals should be the first charge on any available water.

4.31.4 Rural Drinking Water Supply is one of the six components of the programme to build rural infrastructure called "Bharat Nirman" launched by Government of India in 2005. Under the programme, safe drinking water is to be provided to all uncovered habitations by 2012. Under Bharat Nirman Phase-I from 2005-06 to 2008-09, the targets were to cover 55067 uncovered habitations, 3.31 lakh slipped back habitations and 2.17 lakh quality affected habitations. Phase-II of the programme is being implemented from 2009-10 to 2011-12.

4.31.5 The targets/achievements in "Rural Drinking Water Supply" component of Bharat Nirman during 2005- 06 to 2009-10 (till December, 2009) are depicted in Table 4.31.1:

**Table 4.31.1:**  
Status of Rural Drinking Water Supply under Bharat Nirman (2005-2010)

Targets	Not Covered habitations	Slipped Back habitations	Water Quality affected habitations	Total
Overall Bharat Nirman Targets (2005-06 to 2008-09)	55067	3,31,000	2,16,968	6,03,035
2005-06 Targets	11897	34373	10000	56270
Achievements	13131	79544	4550	97225
2006-07 Targets	18120	40000	15000	73120
Achievements	12440	89580	5330	107350
2007-08 Targets	20931	84915	49653	155499
Achievements	11457	75201	94130*	180788
2008-09 Targets	16753	101743	99402	217898
Achievements	17412	114037	21531*	152980
2009-10 Targets	586	123575	34596	158757
Achievements (upto 31.12.2009)	149	24744	5192	30085

**Source:** Department of Drinking Water Supply, Ministry of Rural Development.

\* During 2007-08 and 2008-09, an additional 94130 and 205930 quality affected habitations respectively were in progress for addressing the problem.

4.31.6 The Centrally Sponsored Scheme viz., Accelerated Rural Water Supply Programme (ARWSP) is a continuing scheme since 1972-73. Except a few small components, major portion of the assistance is to be matched equally by the State Government. This scheme viz. Accelerated Rural Water Supply Programme (ARWSP) now renamed as “National Rural Drinking Water Programme (NRDWP)” is being funded on a 50:50 sharing basis between Government of India and State Government except for North Eastern States and Jammu & Kashmir, where it is 90:10 (Center : State).

A full plan outlay of Rs. 8100 crore has been made for NRDWP in the Annual Plan 2009-10 of the Department of Drinking Water Supply (DoDWS).

4.31.7 JALMANI : The aim of JALMANI, a part of NRDWP, is to provide potable water for children and teachers and focus on bacteriological contamination, turbidity and iron removal. Under the scheme, in 2008-09, Rs. 100 crore was released for 50,000 schools, out of which an expenditure of Rs. 6.89 crore was incurred and 9354 schools were covered.

## Rural Sanitation

4.31.8 Total Sanitation Campaign is a flagship programme for rural sanitation. Now the programme is gaining momentum in several States and 593 districts are covered under the TSC. This is a Centrally Sponsored Scheme (CSS) wherein Individual House Hold Latrines (IHHL), Sanitary Complexes, School Toilets, Toilets for Anganwadis, Rural Sanitary Marts and Production Centers are the components. The funding pattern for the major component i.e., Construction of Individual House Hold Latrines (IHHL) is 60:28:12 (Centre : State : Beneficiaries). The type of facilities to be provided under the scheme is based on the need and full participation and involvement of Gram Panchayats, the people, particularly the women and the NGOs. Each TSC project is to be implemented over a period of 4-5 years. Rs. 1200 crore have been provided in the Annual Plan 2009-10 of the DoDWS for the TSC to improve the sanitation coverage in rural areas.

### Review of Outcomes against the Targets set in the Outcome Budget 2009-10

#### I. National Rural Drinking Water Programme (NRDWP):

4.31.9. Against the outlay of Rs.8100 crore, outcomes/targets for Annual Plan 2009-10 is to cover 586 uncovered habitations, 123575 slipped back habitations and 34596 quality

affected habitations. The achievements upto December, 2009 are 149 uncovered habitations, 24744 slipped back habitations and 5192 quality affected habitations.

#### II. Total Sanitation Campaign:

4.31.10 The outlay for 2009-10 is Rs 1200 crore including Rs. 200 crore for “Nirmal Gram Puraskar”. Being a demand driven scheme, no targets are fixed. At present, the projects in 593 districts of different States in the country have been sanctioned for coverage under TSC. All these projects are targeted to be completed by 2012. The achievements, so far under the Campaign are 61,410,533 Individual House Hold Latrines, 17,324 Sanitary Complexes, 949,452 School Toilets, 301,730 Toilets for Anganwadis, 5212 Rural Sanitary Marts and 3042 Production Centers.

#### Cabinet Approval for “Modification of Accelerated Rural Water Supply Programme (ARWSP) and its implementation during Eleventh Plan”

4.31.11 On 31st July, 2008, Cabinet has approved modifications in the Centrally Sponsored Scheme “Accelerated Rural Water Supply Programme (ARWSP)” and renamed it as National Rural Drinking Water Programme (NRDWP). The modified NRDWP is under implementation with effect from 1st April, 2009.

## Annexure 4.31.1

**Investment Clearance of flood Control, Major and Medium Irrigation, Extension, Renovation and Modernization Projects accorded during the period from January 2009 to December 2009**

Name of State	Name of Project / Scheme	Estimated Cost (Rs crore)	Month of clearance / Year of completion as per clearance order.
Assam	Anti-Erosion works against bank erosion of river Pagladia at different reaches of both banks of river Pagladia	11.4261	Feb. 2009/ March 2011
-do-	Anti Erosion Measures to project Both banks of the River puthimari (Major Tributary of Brahmaputre from 16 th km to 50 km ( R.G . Railway Line To Baromboi)	11.35	April2009/ March 2011
-do-	construction of F/E (Flood Embankment) along L/B (left bank) of Digaru from NH way (NH-37) to kurkuria Hill	14.8692	July 2009/ March 2011
-do-	Anti Erosion Measures to project Soalkuchi Town from the Erosicen of the river Brahmaputre Phase -III	13.2868	August 2009/ March 2012
-do-	Raising And Strengthening to Existing krishi bund From butting point of Extension of N/R Dyke in Left Bank of River Brahmaputra up to nikori ghat including Anti Erosion Measures near Bhagawan Namghar	13.4029	October 2009/ March 2012
-do-	RaisingAndStrengtheningtoBrahmaputra Dykes from mukaloni to Jhanjimukh Including Anti- Erosion Measures	14.3992	October 2009/ March 2012
-do-	Extension of f/E ( Flood Embankment ) along R/B ( Right Bank ) of river Diagru from ch 7800 m to the confluence of L/B of river Kollong ( ch 6600m)	14.9593	December 2009/ March 2011
-do-	Raising & Strengthening to Brahmputra dyke from Dikhowmukh to Mukerloni, distt Sibasagar	14.7840	Feb. 2009/ March 2011

Name of State	Name of Project / Scheme	Estimated Cost (Rs crore)	Month of clearance / Year of completion as per clearance order.
-do-	Protection of BhojaiKhati, Doloigaon and Uluari area from the erosion of river Brahmaputra (Construction of land spurs and the tie bund )	27.92	Feb. 2009/ March 2011
-do-	Protection of Brahmaputra Dyke from Desangmukh to Dikhowmukh, Distt. Sibsagar	10.7914	Feb. 2009/ March 2011
-do-	Protection of Sialmari area from the erosion of river Brahmaputra ( construction of land spurs and the Bund)	25.73	Feb. 2009/ March 2011
-do-	Raising & strengthening to Brahmaputra Dyke from Sirssikalghar to Teketiphuds including closing of Breach by Retirement and Anti - Erosion measures ( to protect Majnli and Dhalenakahaur areas against flood devastatiaon by by the Brahmaputra), Lakhimpur Distt	142.42	Feb. 2009/ March 2011
-do-	Scheme of protection of Bhuragaon town and its adjoining areas from the erosion of river Brahmaputra (construction of Land spur and tie bund) Ph II Distt. Morigaon	14.7088	Jan. 2009/ March 2011
-do-	Scheme on Anti Erosion Measures to Protect the Bamundi Village And Its Adjoining Areas From the Erosion of river Brahmaputra	14.8028	October 2009/ March 2012
Bihar	Raising and Strengthening of existing embankment along Bhutani Balan River, Madhubani Distt	37.14	March 2009/ March 2011
-do-	Raising , Strengthening and Construction of Bituminous Road over Eastern and Western Kosi Embankment	339.39	March 2009/ March 2011
-do-	Kosi Barrage Restoration work in Birpur, Bihar	85.65	March 2009/ March 2011
-do-	Brench closure of Eastern Afflux Bund in Nepal	143.42	May 2009/ March 2011



Name of State	Name of Project / Scheme	Estimated Cost (Rs crore)	Month of clearance / Year of completion as per clearance order.
-do-	Investment Clearance for Anti Erosion Work in River Ganga at Rustampur, Jafarabad JahanGirpur And Jafarabad Sukumarbur village in Raghapur Diara in the Distt. Vaishali	13.9079	August 2009/ March 2010
-do-	Anti Erosion Work Between ch-135 to ch-160 of Bkg Embankment Near village Keotia under (Sec-B) And Ch-143 to ch-160.38 near village Majharia &ch-1491 to ch -1505.75 near village Nainijore ( under Sec.-C) on the Right bank of River ganga in the Distt. Of Bhajpur And Buxar in Bihar	7.5505	August 2009/ March 2010
-do-	Anti Erosion Work on Left bank of River Ghaghara Sub Basin of Ganga basin in Distt. Siwan and Chapra	10.5890	August 2009/ March 2010
-do-	Anti Erosion Work Near Village Paharpur -Manorath , Bangara Barar And Gayee tola in between 5 to 6 Miles of Tirhut Embankment in Saheb Ganj Block In Distt. Muzaffarpur	8.1261	August 2009/ March 2010
-do-	Restoration of Spurs And Retired line Embankment in Jarlahi - karhagola Scheme on left bank River Ganga	9.70	Sept. 2009/ June 2010
Haryana	Raising And Strengthening of River embankment Along River yamuna	173.75	August 2009/ March 2012
Himachal Pradesh	Channelization of Bata River from Rd 10230 to 19700 mtr in Tehsil Paonta Sahib Distt. Sirmaour	34.67	May 2009/ March 2012
Jharkhand	Anti Erosion Work on the right bank of River Ganga from Budhwaria to Kanhaiya Asthan in Distt. Sahibgang	9.9113	August 2009/ March 2011
-do-	Anti Erosion Work on the Right bank of River Ganga At Narayanpur ( Rajmahal) Distt. Sahibegang	9.2772	August 2009/ March 2011

Name of State	Name of Project / Scheme	Estimated Cost (Rs crore)	Month of clearance / Year of completion as per clearance order.
Jammu & Kashmir	Drainage Development Enhancing flood channel capacity at critical reaches of river Jhelum Bunds Phase II from Sonwar ghat to Dubji ghat (Gawkadal) Distt. Srinagar	9.81	May 2009/ March 2012
-do-	Construction of Protection Works on left side And Right of Nikki Tawi Ahead of Makwal Camp Along International Border from Amk Post to alfa Machal Post	14.69	August 2009/ March 2012
Punjab	Flood Protection Works along I-R bandh on River Sutlaj and Local Protection Works along choes in Distt. Nawanshehar	11.67	May 2009/ March 2012
-do-	Plugging & Strengthening breaches and bringing to design section of flood protection embankments along Nasrula and Mehlanwali Choes in Distt. Hoshiarpur	11.27	July 2009/ March 2011
-do-	Plugging and Strengthening Breaches and Bringing to design section of flood protection embankment along Mehaugerwal Choe, Arniala Choe & Gambowal Choe in Distt. Hoshiarpur	8.05	July 2009/ March 2011
Tamilnadu	Flood Protection to Arniyar River At Upstream And Downstream of A.n. kuppam Anicut And Downstream Of Lakshmipuram Anicut to Pulicat Creek in Thiruvallur Distt.	12.41	August 2009/ March 2011
Tripura	Anti Erosion works along the bank of river Mahuri for protection of India side embankment along Indo Bangladesh Borders under Belonia sub Division of south Tripura District Including Widening of embankment	11.1251	May 2009/ March 2012

Name of State	Name of Project / Scheme	Estimated Cost (Rs crore)	Month of clearance / Year of completion as per clearance order.
-do-	Anti Erosion works along the bank of river Feni for protection of Indian side bank of Vulnerable locations from Baishunapur to Barunighat (Segment II) under Sabroom sub division of south Tripura distt	8.3389	July 2009/ March 2012
-do-	Anti Erosion Works Along of bank of River feni for Protection of india Side bank at vulnerable Location From Ranirbazar to RamendraNagar (Segment- IV) under Sabroom Sub - Division of South Tripura Distt.	12.3425	July 2009/ March 2012
-do-	Anti Erosion Work Along the bank of River Feni For Protection of Indian Side Bank At Vulnerable Location from Anandapara To ChotoKhil (Segment III ) Under Sabroom Sub- Division OF South Tripura Distt.	13.7453	July 2009/ March 2012
Uttar Pradesh	Project for Flood Protection Works By Construction of Anti Erosion Works between papsara Ring bund And Existing Stud At KM. 17.00 Of Hasanpur Bund -II to protect Hasanpur Bund -II in lift Bank Of River Ganga In Dist. Of J.P. Nagar	4.11	November 2009/ March 2011
-do-	Project For Raising And Strengthening of Belsari Rigauli Bund From Lm. 0.00 To Km. 10.50 on Left Bank Of River Rapti In Distt. Maharajganj	6.25	Dec. 2009/ March 2011
-do-	Widening Strengthening & Providing 10 m wide roadway on Alipur Bund on left Bank of river Yamuna in Distt. Baghpat / Ghaziabad	46.17	Feb. 2009/ March 2011
-do-	Scheme of Protection of village group Nardara Bhusaula and B.S.T. bund on the left bank of river Ganga Distt. Balia	9.45	May 2009/ March 2011

Name of State	Name of Project / Scheme	Estimated Cost (Rs crore)	Month of clearance / Year of completion as per clearance order.
-do-	River Training Works for the Protection of Railway Track at bhira (Palia Kalan) And other Properties in Lakhimpur Distt. Of U.P by Construction of Pilot Channel (Cunette) And Closure of Existing Dhars And Various other Dhars Including Renovation Of Four Existing Spurs At Km 0,1,2,1, & 3	10.42	May 2009/ March 2011
-do-	Scheme of Protection Of T.s. bund Along the Right Bank of river Ghagra in Balia Distt. Estimated	14.95	May 2009/ March 2011
-do-	Project for Extension restoration and Anti - Erosion works of Lalpur. Dhanauri bund at left bank of kosi river in Distt. Rampur	14.20	May 2009/ March 2011
-do-	Anti- Erosion works along the river Ghaghra in Gonda Distt. From 13.600 km to 15 km of the Sakraur Bhikharipur Ring Bundh	12.68	May 2009/ March 2012
-do-	Flood Protection Works Along right bank of River gandak in Distt. Kushinagar	63.70	Oct. 2009/ March 2012
-do-	Flood Protection Works Along left And Right Bank of River Ghagra in Distt. Bahraich, barabanki, Gonda , basti, Faizabad and Mau	110.00	Oct. 2009/ March 2011
-do-	Construction Of Marginal Embankment And Protection Works Of Marginal Embankment And Villages on Right bank Of river Manwar in Distt. Basti	10.1996	Nov. 2009/ March 2011
-do-	Construction Of Raghunathpur - Aaspur Bund on Right Bank of River Kuwano in Distt. Basti And Marginal bund on left bank of River Kuwano For Protection of Circuit House And Commissioner office Nearby Residential Area In Distt. H.Q. Basti	4.58	Nov. 2009/ March 2011

Name of State	Name of Project / Scheme	Estimated Cost (Rs crore)	Month of clearance / Year of completion as per clearance order.
-do-	Construction Of Khajua Jhunjhuniya Andharpurwa Marginal bund in the Left bank of river Rapti in Distt. Shrawasti (U.P) From Km 0.000 to Km 22.500	8.3025	Nov. 2009/ March 2011
-do-	Flood Protection Work At Kho River for Protection of Tanda Mukarpuri, Jyotihimma, Gangadharpur, Sipahiwala, Nawada Kesho, Tanda Barkhera & Umarpur Khadar Village in Distt. Bijnor	5.4053	Oct.2009/ March 2010
West Bengal	3 Scheme of bank Protection Work on River Mahananda at Nimuaghat Mahajanpur Manoharpur and Englishtola in B.O.P Muchia And Adampur at Block And P.S Old Malda At char Rishipur in B.O.P Sukhnagar And Krishnanagar in Block and PS Habibpur and at Baruipara in B.O.P Sukhnagar and Krishnanagar in Block And P.S Habibnagar in the state of West Bangal	12.9399 13.2840 8.8606	May 2009/ March 2011
-do-	Flood Control Project in the State of West Bengal Raising And Strengthening of Sunderban Embankment Distt. of South 24 Paragana	10.85	August 2009/ March 2011
-do-	Flood Control Project in the State of West Bengal Raising And Strengthening of Sunderban Embankmant by Armanring with Dry Briek Pitching At Mouza Kaikhali from 24.99km to 25.98 km Along River matia in P.S. kultali and at mouza puinjali form 2.60 km to 3.90 km along River raimangal in P.S. Gosaba in the Distt. of South 24 Paragana Under the Joynagar irrigation Division	9.48	August 2009/ March 2011



Name of State	Name of Project / Scheme	Estimated Cost (Rs crore)	Month of clearance / Year of completion as per clearance order.
-do-	Flood Control Project in the State of West Bengal Raising And Strengthening of Sunderban Embankment By Cement Concrete block Pitching At Mouza patibonia in reaches AB,BC,CDand DQ from 6.80 Km to 8.24 km Facing Bay of West Bengal in P.S NamKhana Distt. Sauth 24-Paragana Under the Kakdwip irrigation Division	14.99	August 2009/ March 2011
-do-	Bank Protection Work Along Both Bank Of The River Bhagirathi At Sunderpur & Basantpur, kazipara to Nabaram & Saharbatu to Uttarasan Outfall in the Distt. Murshidabad And At Sanyalchar in the Distt. Nadia	23.67	Dec. 2009/ March 2011
	Bank Protection Works Along the Right Bank of river ganga Padma At Ichalipara, Moya, Galadarya, Paschim Beechpara (Bamnabad) In Distt. Murshidabad & Bausmari In Distt. Nadia	28.14	Dec. 2009/ March 2011
Andhra Pradesh	Indira Sagar Polavaram Project (New Major)	10,151.0452	Feb. 2009/ March 2019-2020
Chhattisgarh	Minimata (Hasdeo) Bango Multipurpose Project (Major Revised),Chhattisgarh	1660.88	Dec. 2009/ March 2011
-do-	Kelo Major Irrigation Project (New Major)	598.91	Feb 2009/ March 2013
Karnataka	Gandorinala irrigation Project (Revised Medium)	240.00	November 2009/ March 2011
-do-	Bhima Lift Irrigation Scheme (Major new) Distt. Gulbarba	551.93	Dec. 2009/ March 2012
-do-	Karanja Irrigation Project (Revised major) Distt. Bidar	532.00	Dec. 2009/ March 2011
-do-	Guddada Mallapura Lift Irrigation Scheme (New Medium) Distt. Haberi	115.40	Dec. 2009/ March 2012

Name of State	Name of Project / Scheme	Estimated Cost (Rs crore)	Month of clearance / Year of completion as per clearance order.
-do-	Ghatprabha Project Stage -III (Revised Major), Distt. Belgaum	1210.51	Dec. 2009/ March 2011
Madhya Pradesh	Punasa L.I.S (Major Revised)	488.06	Sept. 2009/ March 2012
-do-	Bargi Diversion Project (Revise Major),	5127.22	Dec. 2009/ March 2013
Maharashtra	lower Panzara Medium Irrigation Project (New Medium)	347.3107	April 2009/ March 2011
-do-	Punand Irrigation Project (Major)	340.56	May 2009/ March 2012
-do-	Utawali Medium irrigation Project	109.64	July 2009/ March 2012
-do-	Dongargaon Tank Project (Medium Revised )	67.04	Sept. 2009/ March 2012
-do-	Kamani Tanda Medium Irrigation Project (New Medium)	78.4903	April 2009/ March 2010
-do-	Kudali Medium Irrigation Project (New Medium)	271.7988	Feb. 2009/ March 2011
-do-	Nandur Madhmeshwar Major Irrigation Project (Revised Major)	941.33	April 2009/ March 2013
-do-	Krishna Koyna lift Irrigation Scheme (New Major)	2224.76	Oct. 2009/ March 2014
Nagaland	Dzuza Medium Irrigation Scheme	75.20	July 2009/ March 2012
Orissa	Rukura Irrigation Project (Medium)	155.48	June 2009/ March 2013
-do-	kanupur Irrigation project (Major Revised)	1067.51	Dec. 2009/ March 2014
-do-	lower Indra Irrigation project Orissa ( Major revised)	1182.23	Dec. 2009/ March 2011
-do-	Lower Indira Project (Major Revised)	521.13	Jan. 2009/ March 2010

Name of State	Name of Project / Scheme	Estimated Cost (Rs crore)	Month of clearance / Year of completion as per clearance order.
Uttar Pradesh	Arjun Sahayak Pariyojana (New Major)	806.50	November 2009/ March 2014
Bihar	Eastern kosi Canal System- ERM	750.75	Oct. 2009/ March 2012
Karnataka	Restoration And Renovation of Bheemasamudra tank And its canals	9.375	August 2009/ March 2012
Punjab	Relining of rajasthan Feeder from RD 179000 to 496000, (Major New - ERM)	952.10	Nov. 2009/ March 2014
-do-	Relining of Sirhind Feeder from RD 119700 to 447927, (Major New - ERM)	489.165	Nov. 2009/ March 2013
Uttar Pradesh	Modernisation Of Lahchura Dam (Revised Major)	299.36	Nov. 2009/ March 2011
-do-	Restoring Capacity of Sharada Sahayak System	319.23	August 2009/ March 2012
-do-	Project for Extension restoration of Existing bund on bank Of pilakhar River For Protection Village Ashokpur, Putti & Gajraula in Distt. Rampur	3.09	Oct.2009/ March 2010

### 4.32 WOMEN AND CHILD DEVELOPMENT

4.32.1 The Women & Child Development Division in Planning Commission, functions in close association with the Ministry of Women and Child Development and is liable for ensuring overall survival, development, protection and participation of women and children of the nation with realization of the commitment made in the Eleventh Plan document. The major activities of the Division during the year 2008-09, have been summarised in the following paragraphs.

4.32.2. As part of the work of Mid Term Appraisal of the Eleventh Five Year Plan, the

Division conducted national level workshop of academicians, feminist economists, researchers and key NGOs for obtaining a policy perspective in terms of existing schemes. Also conducted and chaired a series of Regional consultations for collection of anecdotal evidence from the practitioners in the field. Besides, the division also held detailed discussions with state government representatives, collating and analysing information on schematic contours of programmes relating to women and child development. The objective of the process described above was to assess the ability of existing schemes and programmes to comprehensively fulfil the 11<sup>th</sup> Plan vision of Women's Agency and Child Rights. Through this process it was possible to identify

difficulties, bottlenecks and good practices. After completing this detailed process of discussions, the chapter on Women's Agency and Child Rights, as part of the Mid Term Appraisal of the Eleventh Five year Plan, was prepared.

4.32.3 The Division also prepared the chapter on Women and Children for inclusion in the Annual plan document for 2009-10 based on approaches adopted for empowerment of women and development of children in the 11th plan and keeping in view, the ongoing policies and programmes.

4.32.4 The Division examined the proposals for the Annual Plan 2010-11 of the Ministry of Women and Child Development and assessed the scheme wise financial requirements during the financial year. The Division also prepared briefs for Member level meetings for finalization of Annual Plan 2010-11 of Ministry. Briefs, regarding issues pertaining to women and children, were prepared by the Division for the use of Deputy Chairman in his meetings with State Chief Ministers while finalizing the Annual Plan 2009-10 of different States/UTs. Subsequently, the Division organized the state wise working groups meetings for the finalization of outlays relating to women and child sector for the Annual Plan 2010-11 of each State/ UT. The Working Group reviewed the progress of implementation of state sector policies and programmes as well as CSS, priority areas and existing gaps, for each State and suggested necessary measures to overcome the shortfalls in the sector. States were encouraged to promote income generating activities among women and skilled training for self employment of women especially through formation of self help groups. States were also advised to adopt Gender Budgeting. Besides, the State wise Mid term Appraisal Documents were analysed in details and comments provided, specially on issues pertaining to

ICDS, the flagship programme of the Ministry of Women and Child Development.

4.32.5 Besides, a series of presentations were made on ICDS, the flagship programme of Ministry of Women and Child Development. The Division worked on a detailed appraisal and assessment, prepared in-depth notes and contributed in the overall context in this regard.

4.32.6 In the background of the Global Economic Crisis, the Division organised a consultation/ meeting to analyse the impact on the poorer and vulnerable sections of society specially the women and formulate a proposed Plan of Action / series of recommendations.

4.32.7 During the year, the Division, in close collaboration with Project Appraisal and Management Division (PAMD), examined / cleared various proposals of the Ministry of Women and Child Development in respect of EFC Memos for SABLA, the Rajiv Gandhi Scheme for Empowerment of Adolescent Girls, Indira Gandhi Matritva Sahyog Yojana( the Conditional Maternity Benefit Scheme) . Also appraised/ analysed the Draft Cabinet Note on SABLA and gave comments accordingly. Regarding the Conditional Maternity Benefit Scheme, the Division held a series of discussions with experts and policy makers, to provide inputs and guidance, to aid in the formulation of the scheme. The Division also held discussions on continuation of Phase II of the Swayamsiddha programme and after detailed analysis, took the decision of merging the same with similar but large scale programmes run by Ministry of Rural Development.

4.32.8 The Division examined, in detail, the proposals of Ministry of women and Child development : to launch a new scheme, namely, National Mission for Empowerment of Women and also examined a proposal for enhancement in honorarium of crèche workers.

4.32.9 After appraising the issue, the division noted that the Women Component Plan was contradictory to Gender Budgeting and should be discontinued. Rather what was required was an optimal use of Gender Budgeting as an appropriate tool to be used by all ministries and departments, at the centre, the states and at lower levels of governance.

4.32.10 The Division handled Parliament Questions and furnished relevant information to other subject divisions of the Planning Commission and Ministries/Departments for preparing replies to the Parliament Questions received by them. Similarly, VIP references received, were also dealt by the division. Necessary material relating to Women and Child Sector for inclusion in the Economic Survey 2009-10, President's Address to the Joint Session of the Parliament, Prime Minister's Independence Day Speech and Budget Speech of the Finance Minister etc were provided by the division. Also prepared Speeches and Messages for the Deputy Chairman, Planning Commission and Member in-charge of the sector.

4.32.11 The Division represented Planning Commission and participated in the discussions of the Central Advisory Committee on Combating Child Prostitution and Trafficking of Women and Children constituted by the Ministry of Women and Child Development. The Division was actively involved during 2009-10, in the initiatives taken by the Ministry of Women and Child Development in the Workshops for sensitizing Central Ministries/Departments on Gender Budgeting. The Division also represented the Planning Commission as a member of Governing Board of the Rashtriya Mahila Kosh (RMK), General Body of the Central Social Welfare Board (CSWB) and General Body and Executive Council of the National Institute of Public Co-operation and Child Development (NIPCCD). Planning

Commission was represented as member in the Sanctioning Committee of STEP Project and Research Advisory Committee of the Ministry of Women & Child Development. The Division also participated in Advisory Group to Review the National Policy for Children, 1974. The Division was actively associated with the Taskforce constituted by various Ministries on Convergence and Coordination of Government Programme for Gender Equality and Fighting Social Evils and Taskforce to Suggest the Measures for Action to Overcome Micronutrient Malnutrition constituted by Ministry of Women & Child Development.

4.32.12 The proposal for research studies, seminars, conferences, etc. relating to the women & child development sector received through the Socio-Economic Research (SER) Division were examined and comments on the same were offered.

4.32.13 The Division also provided inputs for the Group of Ministers (GOM) for recommending Strategies for Speedy Socio-Economic Development and Empowerment of Women.

4.32.14 The Division also monitored the implementation of programmes/ schemes of Ministry of Women and Child Development, at the grass root level and provided inputs to the Ministry, on the quality of implementation and suggestions for improving the same.

4.32.15 Flagship Programme of the Women & Child Development Sector; Integrated Child Development Services Scheme (ICDS) is the only flagship Centrally Sponsored Scheme of the sector, which was implemented in revised form during the year. Under the revised ICDS, honorarium to Anganwadi Workers (AWWs) and Anganwadi Helpers (AWHs) has been increased from Rs. 1000.00 to Rs. 1500.00 and Rs. 500.00 to Rs. 750.00 per month respectively. They will now be provided Sarees and Badges



also. The cost sharing ratio between Centre and States are 90:10 for all components including Supplementary Nutrition for North East and 50:50 for Supplementary Nutrition and 90:10 for all other component for all States other than North East. The cost norm of Supplementary Nutrition has been also enhanced for children (6-72 months ) from Rs. 2.00 per day to Rs. 4.00, for severely malnourished children (6-72 months) from Rs. 2.70 to 6.00 and for pregnant and lactating mothers from Rs. 2.30 to Rs. 5.00.

4.32.16 The outlay for the scheme for Annual Plan 2009-10 was Rs. 6705.00 crore and the amount allocated at the RE( Revised Estimates) stage was Rs 8152 crores.

### 4.33 ADMINISTRATION AND OTHER SERVICES

#### 4.33.1 Administration

4.33.1.1 The Planning Commission has the status of a Department of the Government of India and, therefore, all the instructions issued by the Government of India through the nodal Department of Personnel and Training and also the provisions under various Services Rules for Central Govt. employees are applicable to the employees working in the Planning Commission also. The Administration in general functions in accordance with these guidelines and various Service rules. The Planning Commission Administration has also been sensitive to the career aspirations of the officers and the staff working in the Planning Commission and has been taking adequate steps from time to time in this regard. Simultaneously, the Administration is also particular to the requirement of rightsizing its staff strength and is scrupulously following the instructions issued by the DoPT on optimization of direct recruitment in civilian posts. Planning Commission has

also initiated an Internship Scheme for Post Graduate/Research Students for acquainting them with the Planning Process

#### 4.33.2 Career Management Activities:

4.33.2.1 During the financial year 2009-10 (from April to December), 43 Officers were deputed to represent Planning Commission/ Government of India in International Workshops/Seminars/ Meetings etc. or to participate in training programmes organized by various international organizations such as World Bank, IMF, APO etc. in various countries. Moreover, 7 foreign visits of Deputy Chairman, 14 visits of Members Planning Commission and 23 visits of Senior Officials of Planning Commission were also processed by the Career Management Desk during this period.

4.33.2.2 During this period, 13 Middle level officers were deputed to attend various trainings/ workshops/conferences abroad. About 41 officers belonging to IES, ISS, GCS, library staff etc. of Planning Commission and Programme Evaluation Organization (PEO) were deputed for various training programmes sponsored/ conducted by Department of Economic Affairs, Department of Statistics, RBI-CAB, Pune and various other Government and Autonomous Institutes/ Organizations at different places within India. Besides, about 19 officers/staff belonging to CSS, CSCS and CSSS were sent for various mandatory and other training programmes conducted by DoPT & the Institute of Secretariat Training and Management (ISTM), New Delhi.

4.33.2.3 During the above period, Planning Commission conducted familiarization programs for a group of the Higher Defence Management Course (HDMC), College of Defence Management, Secunderabad, probationers of Indian Institute of Electrical Engineering (ISREE), Nasik, Students of M.A

(Pt. II) of the Shivaji University, Kolhapur, a Tanzanian delegation from the President's Office Planning Commission, Tanzania and two groups of Sri Lankan Senior level officials.

### 4.33.3 ORGANISATION & METHOD AND CO-ORDINATION SECTION

Period	Activities undertaken
1.4.2009 to 31.12.2009	<p><b>O&amp;M and COORDINATION WORK</b></p> <p>The O&amp;M Inspection for all the Sections/ Divisions has been programmed to be carried out during the year 2009-10. All the 15 filed offices of Programme Evaluation Organization (PEO) have also been planned to be inspected.</p> <p>(i) Coordination and compilation of the Action Taken on the recommendations contained in the report of the Parliament's Standing Committee on Finance on Demands for Grants of the Ministry of Planning.</p> <p>(ii) Delegation of Financial and Administrative Powers in Planning commission &amp; Programme Evaluation Organization.</p> <p>(iii) Compilation / consolidation and submission of various periodicals returns to Cabinet Secretariat/UPSC/DOPT etc.</p> <p>(iv) Matters relating to 2<sup>nd</sup> Administrative Reforms Commission (ARC) recommendations.</p> <p><b>PUBLIC/STAFF GRIEVANCE REDRESSAL MACHINERY</b></p> <p>3. The Planning Commission does not have interaction with members of public in its day to day functioning. Nevertheless, the Commission has set up a Grievance Redressal Machinery in accordance with the guidelines issued by the Department of Administrative Reforms &amp; Public Grievances to deal with the grievances of public and employees. Adviser (Admn.) acts as Director of Grievances and is assisted by three Staff Grievance Officers of the rank of Director/Deputy Secretary The officers handling staff grievances are personally accessible to employees to hear their grievances and such grievances are resolved promptly.</p>

### 4.33.4 Hindi Section

4.33.4.1 Translation, editing & proof reading of the Annual Plan 2008-09 & translation of Agenda, Minutes and other material related to various Sub-Committees was done by Hindi Section.

4.33.4.2 Besides translating various documents/papers under Article 3 (3) of OL Act 1963, received from the sections/ divisions of

Planning Commission, Hindi Section also provided the translation of the Assurances, Parliament Questions, material related to Standing Committee, Demands for Grants, Annual Report, Cabinet Note; protocol & other Agreements, Forms and Formats etc.

4.33.4.3 Quarterly Hindi Progress Reports & Evaluation Report of Annual programme were obtained from Sections and subordinate offices of Planning Commission. After review,

the consolidated reports were sent to Dept. of Official Language.

4.33.4.4 Officers and staff of Planning Commission & its subordinate offices were inspired to do maximum work in Hindi. Three Hindi Workshops were organised by Hindi Implementation Cell for the Officers and Staff at Shimla, Nashik and Delhi to encourage and remove their hesitation in doing official work in Hindi.

4.33.4.5 Efforts were made to accelerate the use of Hindi for different official purposes in the Planning Commission as well as in the offices under its control during the year and O.L. inspections were conducted at Mumbai and Chandigarh offices.

4.33.4.6 Emphasis was laid on the utilisation of services of the employees trained in Hindi Typing and Stenography. Official information and E-mail messages were also issued in Hindi from the computers of Planning Commission.

4.33.4.7 Planning Commission has adopted “Kautilya Awards Scheme” of the Planning Commission, so as to promote writing of original Hindi Literature of high standard on technical subjects relating to the methodology of the Planning Commission.

4.33.4.8 On the occasion of “Hindi Divas” i.e.. 14th September, messages received from Home Minister & Cabinet Secretary were circulated to Sections of Planning Commission and its subordinate offices.

4.33.4.9 “Hindi Fortnight” was celebrated in the Planning Commission and its subordinate offices. Competitions like Hindi Typing, Hindi Essay, Hindi Noting and Drafting, Hindi Debate etc. were organised successfully. A Rajbhasha Conference was organised successfully during this period. The winners were given the Cash

awards. However, all the participants in various competitions were given consolation prizes.

#### **4.33.5 Library and Documentation Centre**

4.33.5.1 The Planning Commission Library continues to provide reference services and lending facilities to all staff members of the Planning Commission including PEO,EAC; Western Ghat Sectt., UID and NIC staff located at Yojana Bhawan. It has also provided Inter-Library Loan services to almost all Government of India Libraries. In house consultation facility was extended to officials from other departments and research scholars enrolled with institutions/universities.

4.33.5.2 The Library has computerized almost all its activities. A library automation software i.e. LIBSYS Prima 5.7.2 is now used for these activities. The Internet facility is also available in the library through which information is provided to the officers of the Commission.

4.33.5.3 The Library is also bringing out its publication, viz (i) DOCPLAN : A monthly list of selected articles culled out from selected journals received in the library; (ii) Recent List of Additions : A list of books added to the library ; (iii) A list of Periodicals subscribed by the library. Library has also provided bibliographies on demand of the officers of the Planning Commission.

4.33.5.4 During the period under report 1212 English and 223 Hindi books have been added to the collection.. In addition, 210 periodicals were received in the Library. The Library also responded to approximately 6000 reference queries and attended to specific needs of users. About 10,000 readers visited the Library for the purpose of consultation and reference work.

4.33.5.5 Workshops, Seminars and Conference : The Library staff participated in the National conferences, workshops and trainings.

#### 4.33.6 National Informatics Centre – Yojana Bhavan Unit- Planning Commission Informatics Division

##### 4.33.6. National Informatics Centre– Planning Commission Unit, Yojana Bhavan

4.33.1. Most of the Information Technology (IT) based hardware, software, storage/back-up services, network, video-conferencing related infrastructure, web-based Management Information System (MIS) and database development needs and software applications of the Planning Commission, Secretariat of Infrastructure (SoI); National Knowledge Commission (NKC) & Economic Advisory Council (EAC) to Prime Minister are being looked after by the National Informatics Centre, Yojana Bhavan Unit in-housed at Planning Commission. Brief account of various activities undertaken during the current financial year 2009-10 with focus on major achievements upto end of December, 2009 are given below:

#### I. Infrastructure Development

- i) **Hardware** : The necessary computer requirement of hardware and NICNET (both Intranet and Internet related network) support is provided to the Planning Commission, Secretariat of Infrastructure (SoI) and Economic Advisory Council (EAC) to Prime Minister at Vigyan Bhavan. New procurements have been also standardized to latest PIV Core-2-Duo systems with minimum 4 GB RAM, 17”/19” TFT display system and with DVD Writer. Beside this, as per guidelines of Ministry of Finance, the requirement of Notebook with latest configuration to officers of the level of Deputy Secretary level and above are also being provided to officials having functional justification by the division head and approval of Secretary, Planning Commission.
- ii) **LAN** : Local Area Network (LAN) is connected to NICNET and INTERNET through PGCIL 34 MBPS Optical Fibre Link and another 34 MBPS MTNL Fibre link connectivity with load balancing. **The existing leased line of Power Grid Corporation Ltd. (PGCL) has been successfully upgraded from 10 MBPS to 34 MBPS for Yojana Bhavan Users with add-on 34 MBPS MTNL additional Fibre connectivity.** The internal LAN has been also upgraded by connecting all switches with Optical Fibre connectivity through LC to RC patch-cords. The internal networking has been upgraded through different VLANS and the Proxy has been configured accordingly, with faster and secure network connectivity and managed L2 switches spread-over all NIC Workstations. At present there are about 600 clients, various Servers and network printers over the network infrastructure of the Planning Commission.
- iii) **VLAN Implementation:** For better, faster and secure network, VLAN has been implemented at Yojana Bhavan and for that **Web-based ‘NetShare’** application has been made available over network for the integration of all computers in the VLANs in a single Network Neighbourhood for all Workgroups so that files/folders can be shared; disabled unused ports of L2 switches on every floor to prevent from spam/Virus attack and to make it a secured network.
- iv) **WiFi enabled Wireless Internet Access Network Connectivity** : In the first phase, an efficient state-of-art, faster and secured WiFi enabled wireless internet access



network has been established for 1st and 2nd floor users at Yojana Bhavan by installing CISCO managed access points through a WLAN 4400 series controller so that all senior officers while attending meetings can access data on their laptops easily. With this, all Committee rooms on 1st and 2nd floor are totally WiFi. The advantage of this controller is to manage these access points from any pre-defined point where it will be installed over the internal network remotely wirelessly. LAPs are part of the Cisco unified Wireless Network Architecture. With this, Chambers of Dy. Chairman, MoS, Members, all Pr. Advisers/Sr. Advisers, Advisers and all Committee rooms on 1st and 2nd floor are totally WiFi enabled.

- v) **Strengthening of Virtual Private Network (VPN) Connectivity with NICNET: VPN** (Virtual Private Network) connectivity has been also established for remote updation, of all websites that are under the administrative control of Planning Commission locally, using File Transfer Protocol (FTP) over VPN.
- vi) **Setting up of 'Desktop Executive Video Conferencing System (EVCS)' over NICNET – an e-Governance initiative by NIC**

Government of India accords highest priority to e-Governance initiatives being undertaken in the last few years. Information and Communication Technology innovations and its implementations are rapidly changing the methods of performance of our day-to-day functions. The technology is substituting the requirements of traveling by providing options like video conferencing. To facilitate quick decision-making, it was decided to establish Executive Video Conferencing

System (EVCS) on the desks of all Chief Secretaries/ Administrators of States/ UTs and all Secretaries to Government of India. In line with above, Executive Video Conferencing System (EVCS) has already been installed over NICNET on the desks of 35 Chief Secretaries/ Administrators of States/UTs and about 92 Secretaries to Government of India to facilitate hassle free inter-Ministerial consultations and quick decision making. Point-to-point Video Conferencing can be initiated by anyone connected to EVCS and multi-point video conferencing can be arranged through NIC, Delhi.

Videoconferencing technology has now moved out of conference rooms, where it used to be confined traditionally. The credit goes to drastic reduction in average price of video-conferencing equipments and overall improvement in network infrastructure and bandwidth capabilities. Existing IP based network infrastructure of National Informatics center called NICNET has been used for providing high-speed bandwidth needed (2 MBPS) for high quality video-conferencing.

Key technical challenge was to connect all the 35 Chief Secretaries/ Administrators of States/UTs in the same Virtual meeting with full network reliability and ensuring that communication over EVCSNET is secure. Another technical challenge was to implement quality of service (QoS) over NICNET, which is very essential to implement real-time applications like videoconferencing over IP networks.

The project has been implemented over the existing IP based network infrastructure – NICNET involving less cost for communications and extending the facility to Planning Secretaries of all States and UTs. NIC, Yojana Bhavan



Unit took the initiative to implement the same so that the top level officers have a better system of communications over IP. Training has been also imparted for its usage and demonstration has been also made to senior officers. The project has been implemented over the existing IP based network infrastructure – NICNET involving less cost for communications. During this year, about 40 Video Conference under the Chairmanship of Deputy Chairman, Planning Commission, Members and Secretary (PC) have undergone and the service is being used very extensively. Multi-conferencing with Chief Secretaries of all States has taken place at many occasions on the issue of left wing extremism districts, Tsunami rehabilitation programmes and others. Due to tremendous success of the EVCS, the same project, as per direction of Cabinet Secretary, is being extended to Director General of Police (DGPs) of all States/UTs through NICNET.

- vii) **Internet & Mail Facility :** Support for Internet and E-mail facilities have been provided to all officials of the Planning Commission, Secretariat of Infrastructure (SoI), EAC, Institute of Applied Manpower Research (IAMR), Narela and National Knowledge Commission (NKC). Regular maintenance and updation of mail accounts of Planning Commission users is also continuing. The officers of the rank of Joint Secretary and above have been provided desktop computer systems at their residences under the NICNET Telecommuting Program and have been provided broad-band connectivity.
- viii) **Back-up Services :** A powerful back-up Server has been installed at Yojana Bhavan loaded with the Veritas/Symantec NetBackup Server 6.5 software that

has features of incremental back-ups, synthetic back-ups, open format back-up, servers backups with zero down-time and have also option for disaster recovery etc. It has the ability of capturing the entire image of servers with Operating System, Application and Patch details along with data to ensure the recovery over the LAN or thro' any other media. The Back-up Server also caters for back-up services for all Servers including SQL agents and for about 100 Desktop & Laptop Agents (DLO).

- ix) **System Administration :** The existing proxy server has been upgraded with the latest ISA 2004 server. Administration of all the servers namely Proxy Server, Database Servers, PC Server, Anti-Virus and Patch Management Server, PC Backup Server, CDDO Servers for Payroll applications and it is an ongoing exercise. The latest Service Packs, Security Patches and Anti-Virus Updates have been installed onto all servers from time to time for protection and security of the Servers.
- x) **Users' Support:** Technical support (Hardware / Software services namely installation of various software like Antivirus package, configuration of user's machine for Internet and network connectivity, Email etc). have been provided to the Planning Commission users and Economic Advisory Committee (EAC) to PM at Vigyan Bhawan as and when required. Necessary support is also being provided in connection with the conference on Infrastructure organised at Vigyan Bhavan under the Chairmanship of Prime Minister; and also to **meeting of National Development Council (NDC)** which were held at Vigyan Bhavan during 2009-10, the last meeting of the **Full**

**Planning Commission** held recently on 1st September, 2009 on **Energy Policy and State of the Economy** under the Chairmanship of Prime Minister. The inaugural and valedictory address sessions of all NDC meetings were also web-casted over internet live by NIC to extend the reach of the National event to all corners of the world, with no limitations of physical or geo-graphical boundaries.

- xi) Centralised Anti-virus Solution :** An updated Centralised Server for Anti-Virus solution with Trend Micro–OfficeScan Enterprise Edition Software Version 9.100.1001 has been installed at Yojana Bhavan; EAC and at NKC. **A Patch Management Server** also has been installed in the Planning Commission for prevention of spreading worms into network. Regular updation/ upgradation of Anti-virus and patches on Server and clients have been done. Monitoring the infected machines and cleaning the virus on day to day basis have been done periodically.
- xii) Setting up of infrastructure for the ‘Spatial Data Infrastructure for Multi-Layered GIS (Geographical Information System) for Planning’ at the Planning Commission :** NIC Unit at Planning Commission is providing all necessary support for the implementation of GIS. *NIC – Yojana Bhavan Unit, Planning Commission has also arranged an overview of National GIS Portal over Video-wall for all officials of the Planning Commission. GIS Activities has been also demonstrated to various Chief Ministers of States during Annual plan discussions held at Yojana Bhavan.* It may be mentioned that Planning Commission has initiated two GIS Projects, namely

- Spatial Data Infrastructure for Multi-Layer GIS for Planning (National GIS)
- Computer Aided Digital Mapping of Six Mega Cities

These projects are executed by National Informatics Centre (NIC). The above project is able to create “**Framework Service Oriented Architecture**”, in the form of “**National GIS Web Portal**” which facilitate sharing of data from multiple sources and leverage location – specific GIS services which could further be customized as per the needs of various stakeholders involved in planning and e-governance process.

## II. Web-based MIS & Databases

### 1. Central Plan Monitoring Information System [CPLAN- MIS]

It is a web-based Monitoring Information System that has been assigned to NIC, Yojana Bhavan Unit by the Planning Commission for development so that the online-data entry/updation can be done by all Ministries/ Departments for the Annual Plan discussion of Central Sector and Centrally Sponsored Schemes for 2010-11 and for the Eleventh Plan. Statement of Outlays & Outcomes/ Targets (2009-10) as per the Outcome Budget 2009-10 and up-to date Actual Achievement; Particulars for Programmes/Projects to be Financed wholly by domestic resources or by externally aided projects; details of schemes that have been weeded out or have been merged etc. will be generated thro’ this MIS. For this, a web based MIS has been designed and developed, URL- <http://pcserver.nic.in/cplan>.

The same has been modified as per the requirements of Planning Commission for the current Annual Plan (2010-11) discussions. Input proformas have been standardized into 08 Appendices (12 Formats) for presenting the

proposal which has the information regarding plan expenditure for various schemes/programs, external & domestic resource component, PSE wise estimates of Internal & External Budgetary resources for 11th Plan., Head of Development wise Plan outlay etc., and are made available on the site to enable users to download formats and make online data entry/ update modules for all the 12 proformas. The software application has the following facilities.

- System can be invoked with authentication. There are three types of users, administrator which can create user profile, master table for ministry/department or delete the wrong entry, Planning Commission's user which is dealing with various ministry/division to see the status of the information filled by various ministries/departments. 66 Ministries/Departments level users are updating the information online.
- There are three different types of user interfaces depending of the privilege of the user-id.
- System has facility to download all the Appendices in Excel Tabular Forms and subsequently upload the data either in excel format or using Online Entry/Update module directly into database i.e. online updating.

Ministries and department wise Queries/ Reports for Planning Commission, Date & time wise updating status report are also available.

The Application is already operational for input and updating the information online. Users for 66 ministries/ departments are created. Data of all Ministries/Departments have been updated for the exercise on Annual Plan 2009-10. As on date till 31st December, 2009 around 40 Ministries/ Departments have updated the MIS with the input for 2010-11 Annual Plan.

## 2. Monitoring Information System for Left Wing Extremism Districts (MIS-LWEDs)

The MIS on Left Wing Extremism Districts is a web-based application to facilitate online monitoring of various programmes. It may be mentioned that a Task Force on Left Wing Extremism (LWE) was constituted under the Chairmanship of Cabinet Secretary on 12th February, 2008 to promote coordinated efforts across a range of development and security activities to tackle the naxal problems in a more comprehensive manner. Planning Commission is going to expedite finalization of integrated action plans for 33 LWE affected districts. The sectors identified by the Task Force were;

- Road Connectivity
- Education
- Health
- Electrification

Other 10 sectors identified by district officials depending upon local needs.

In respect of sector (v) above, the districts have identified projects/works relating to drinking water supply, building of anganwadi centres, construction of staff quarters for police and housing of staff at district/block levels, construction of panchayat buildings, etc. The MIS has been updated periodically about monthly progress

The system has been studied and designing of the application is in progress and will be implemented in two months time. The MIS Portal for monitoring the progress of sectoral schemes for 33 LWE districts have been developed and implemented. System provides district-wise physical & financial progress in respect of 12 sectors identified for intensive monitoring needs to be monitored on monthly

basis. MIS portal can be accessed online at <http://pcserver.nic.in/lwe>.

The MIS has been also made exhaustive by its linkages with Census 2001 Demographic and Amenities database pertaining to these 33 districts. The system provides district and village level information relating to nine types of basic amenities such **Education, Health, Drinking Water, Communication, Recreational Facilities, Banking, Post Telegraph and Telephone, Electrical Supply and Connectivity** in 33 Left Wing Extremism affected districts. System has been developed basing on the non-Census data as on 31.03.99 compiled with Census 2001 data.

### 3. Monitoring of Projects submitted for Appraisal to Expenditure Finance Committee – [MIS-EFC]

The Project Appraisal and Management Division (PAMD), Planning Commission undertakes appraisal of Central Sector projects and schemes in consultation with the subject divisions of the Planning Commission before these are considered for investment approval/decision by the Public Investment Board or Expenditure Finance Committee depending upon the size and nature of project cost. Presently, all the Central Sector Projects/Schemes costing Rs.25 crore or more are appraised by this Division. The appraisal by PAMD broadly includes various aspects such as need and justification, linkages with the Plan, Demand Supply, Technical Feasibility, Organisational, Managerial and Financial capabilities of Project Authorities, reliability of cost estimates, financial and economic viability etc. of the projects/schemes.

A web based Management Information system for EFC/PIB has been developed to view the status appraisal notes issued and pending EFC/PIB proposal for appraisal to undertake the techno-economic appraisal of Central Sector

projects and schemes of major projects and programmes in the public sector for facilitating the investment decision by the Government. Information of issued appraisal notes has been uploaded since January, 2008 and till date pending EFC/PIB proposals. System has two areas public and administrator. Public area consists to view reports and administrator area to enter, update, delete and restore records. System can be accessed using URL <http://pcserver.nic.in/efc>. Input for appraisal notes issued and pending EFC/PIB proposal are also up-to-date. The scope of the project has been enhanced to includes projects related to Cabinet, CCEA and Cabinet Committee on Infrastructure etc.

### 4. Management Information System on National Human Development Report 2009 (NHDR2009)

It is a web-based project depicting National and State-wise tabulation, analysis, GIS maps, on various parameters like gender inequality; poverty, economic attainments, educational attainments, Health, Amenities, Power situation, Social indicators, NSS Data and all indicators necessary for a democratic country for development. The report is generally developed every 5-years based on various indicators of economy and other social statistics.

This system is developed to effectively monitor the condition of India in terms of the factors that describe the Human development status such as Education status, Working Population Status, Poverty Condition, Labour Force and Health etc. The system is designed thus to allow the users to compare data for different years and for different states for different categories. The data is minutely filtered so as to suite the retrieval requirements of the users. More than 400 reports can be generated using front-end components are made using dynamic web pages. Graphical view is also available for



various reports. This system also provides the administrator module, the facility to enter the data for the next consecutive year.

### **5. Cooked Mid Day Meals (CMDM) : an Evaluation Study – Web Based Data Analysis System**

To evaluate the implementation of Cooked Mid Day Meals Scheme (CMDM) a survey has been conducted and data has been collected on various issues such as

- Funds flow and utilization
- Food grains Utilisation
- Beneficiary details etc.

from different levels such as State, District, Block, Village, Beneficiary through 10 predefined formats. The project has been under design and development to help the Programme Evaluation Organisation (PEO), Planning Commission in the preparation of Evaluation Report(s) for the scheme. The web-based '*Data Analysis System for CMDM*' has been developed for Village schedule. The system has been implemented for generating evaluation report as per the requirement of PEO division as and when data and input schedules start coming.

### **6. Data Analysis System for Evaluation Study on Rural Road – a component of Bharat Nirman Flagship Programme**

To assess the success of implementation of Rural Road Component of Bharat Nirman and to identify the constraints, if any, in the implementation of the programme, a country-wide survey has been conducted by Programme Evaluation Organisation of the Planning Commission.

Data has been collected on various issues such as Financial Performance, Physical performance in

terms of new connectivity, habitations covered, length covered, Status and effectiveness of Quality Control Mechanism, Beneficiary details etc from various levels such as State, District, Block etc. through seven pre-defined schedules such as State, District Block, Road, Habitation, Beneficiary and Focus group.

As per request of the concerned division to develop a database and a computerised system for analysis of the collected data, a web based Data Analysis System on Rural Road Evaluation Study has been proposed and preliminary discussions have been completed to develop the system. Following activities have been done during the year 2009 for this evaluation study.

- Database design for Beneficiary Schedule of the study completed
- Database design for Habitation schedule completed and Software development going on
- Software for generation of reports from Block level schedule data completed. Software testing going on.
- Software development for generation of reports from State and District level schedule data going on
- Software modified to incorporate changes required by PEO in Block and Habitation level reports

### **7. Data on State Finances – MIS :**

It is a web-based Monitoring Information System that has been assigned to NIC, Yojana Bhavan Unit by the Financial Resources Division of the Planning Commission for development of an online-data entry/update and retrieval system for data on State Finances for revenue and expenditure from 1980 onward for all States and UTs. Database on State Finances will take care of Centre's and States'



fiscal federalism, relating to the division of fiscal powers between the centre and states; and state and local governments, problems of inter-jurisdictional spillovers and issues of tax harmonisation. The focus of the database is on following core areas:

- Public Finance
- Macroeconomics especially fiscal, monetary and commercial policy
- Microeconomics particularly public sector and urban economics and industry studies
- Planning and Development
- Economic Theory and Methodology.

#### Database comprise of –

- Revenue Management
- Expenditure management, all States and Union territories.

System designing and layout has been made and web-based application is under development. Retrieval modules for Plan, non-Plan outlay, expenditure etc. have been developed and the project has been successfully implemented.

### 8. 'Comprehensive DDO and e-Service Book Implementation' – an e-Governance tool by NIC :

**NIC:** Yojana Bhavan Unit successfully implemented the centralized CDDO package at Planning Commission for streamlining of Salary/Pay disbursement in Planning Commission from the salary of the month of September, 2008 as per recommendations of the 6th Pay Commission. The proposal as submitted by NIC – Planning Commission has been fully accepted by all Administration and Accounts sections of the Planning Commission. Earlier, the COMPDDO has been successfully installed in two servers for different DDOs at Yojana Bhavan for migration of master record and

implementation of CDDO package. Following modules have been implemented :

**GPF Module:** For GPF processing, GPF Account No. has been allotted to each employee with General Information. After capturing running Advance Details First time, Recasting Calculation done by entering the financial year data and Opening Balance. Finally the Recast Sheets generated which is the GPF statement for financial year 2008-09. GPF statement is made available on IntraYojana Portal. Process started for entering GPF Data for the financial year 2009-10.

**Increment Module :** According to Sixth Pay Commission, increment module should be also included with effect from July, 2009. Increment module has been implemented and effective from the salary of July, 09.

**IncomeTax Module:** The objective of this process is to generate the consolidated statement / yearly income statement of the employees for the specified financial year. The statement is given to employees along with the tax calculation sheet to enable him to plan for more saving in order to get maximum rebate in income tax.

**e-Service Book:** For the smooth implementation of e-Service Book, NIC-Planning Commission Unit provided all required technical support and assistance to the respective users. Being a NIC Nodal Officer from Planning Commission, NIC unit also attended few Workshops organised by the Deptt. of Personnel & Training. Data entry of e-Service book of employees is being done to make it fully implemented.

### 9. Office Procedure Automation (OPA)

As per direction of Deputy Chairman, Planning Commission to have centralized diary/dispatch and file monitoring system at Yojana Bhavan;

OPA has been implemented successfully in all divisions of the Planning Commission. For making the whole office using the centralized Diary/dispatch and file Monitoring System, NIC – Yojana Bhavan Unit arranged many work-shops, hands-on-training modules and individual training assistance to users and apprise them the advantages of OPA system. The carried out activities include -

- One-day workshop and online presentation on OPA system was given to Officers and staff of various divisions of Planning Commission
- Training and trouble-shooting: Training is provided on regular basis to new users/ on users request and support is provided to solve technical problems as and when it is required by the user.
- Regular administration work done which includes - addition of new section/ officer entries, updation of details of employees in case of promotion, change of designation and transfer from one section to other as per requirement of user.
- **CRU-Dak Movement** : As per requirement of central registry of the Planning Commission, a web based application has been developed to keep track of dak movement from Central Registry Unit to various rooms of Planning Commission. It has linkages with OPA package.

#### 10. MIS for Yojana Prashashan (YojanaAdm)

It is a web-based G2E Management Information System (<http://pcserver/yojanaadm>) to cater the needs of Computerization of Records pertaining to various activities related to Administration Sections of Planning Commission. Technical support provided for implementation in Admn-V section. The following modules and

sections have been developed and added to the system.

**Edit Basic Information:** A new module has been added to the system. In this section user can modify the department details. User can create/modify different divisions, designations and groups in this section. Data structure modified during this month of reporting by adding more fields related to HBA, LTC to increase the scope. Various Modules of the System are :

**i. Increment Database:** A web based system to maintain increment details of employees at Yojana Bhavan has been developed. It keeps the record of present pay, present Increment date, future pay etc. of an employee. It shows records of the employees for updating in a specific month. Also prints the increment order of individual employee. Increment report generalization for header and footer according to the department and in charge. Data related to Increment Management System uploaded in the server and implemented for Admn 5 section. In this module, one new section ‘Generate Increment Certificate’ has been added. User can generate increment certificate by choosing increment month and group of an employee.

**ii. Leave Management Information System (LEAVEMIS):** A web based system has been developed to maintain the leave record of Employees of Planning Commission. It facilitates data entry, updation and generation of reports of an employee for a specified period. Allows reporting officer to check the status of leaves of any employee before sanctioning. A module to check individual leave status thru IntraYojana has been also developed. Data entry module for a new group of employees (personal staff) has been provided and option given to choose a group of employees. Leave Order generated by this system is circulated to all Planning Commission employees through mail.

- **Posting Details:** It keeps the record of Room No., Tel No. Posting with Officer/Division/Room/Tel No. and Period of posting. Database to maintain Posting details of employees including past postings. It keeps record of posting of employees within the planning commission and facilitates in optimum use of regular and daily wage employees.
- **Pensioner Details :** Pension Module has been developed and has been integrated with YojanaPrashasan. It has the options for data entry, updating and query on any combination of fields to enable fast data retrieval. The aim is to computerised all activities related to Pension processing. This will help in organising record keeping and fast information retrieval. Data entry and Report generation screen have been designed for pension module.
- **Master Update Module :** This module is added to update Employee's Designation, Name and for updating month of Increment. Based on selection of name from a dropdown list it helps in keeping the employee's record up to date. A facility is provided to add new employees, Edit Permanent & Temporary employees and to make temporary employee to permanent.

### 11. Centralized ACC Vacancy Monitoring System (AVMS)

**An e-Governance tool designed and developed by NIC:** Installation of a web-based computerized monitoring system, hosted at NIC Hq., facilitating timely processing of cases seeking the ACC approval has been made operational by NIC. The system can be accessed at <http://avms.gov.in>. NIC- Yojana Bhavan Unit assisted the assigned nodal officer of the Planning Commission to update the database.

### 12. Government Accommodation Management System (GAMS)

Necessary support has been provided to all the Account Sections of Planning Commission to implement the GAMS successfully. GAMS is an Online License Fee Collection & Monitoring System.

### 13. Centralized Public Grievances Redress and Monitoring System (CPGRAMS)

Training programme on CPGRAMS has been organized and attended by the officers of Administration Division and from NIC unit. Necessary support has been provided to the Administration Sections of Planning Commission to implement the system.

### 14. Centralized Pension Grievance Redress & Monitoring System (PENGRAMS)

In association with NIC, Department of Pension & Pensioners' Welfare organized a training programme for the Public/Pension Grievance officers of various Ministries/ Departments on Centralised Pension Grievance Redress and Monitoring system (CPENGRAMS). Initiative has been taken to implement the system by putting all grievances of pensioners on Pensioners' Portal of the Government of India for monitoring purpose.

### 15. Planning Commission Expenditure Monitoring System (PC-EMS)

A web-based MIS to monitor both plan and non-plan expenditure of planning. It has also an integration with Demands & Grants and has been implemented. The software is developed for Integrated Finance Accounts (IFA) Division and is being maintained to monitor Monthly Expenditure & Demand for Grants. The MIS covers Demand for Grants; Plan Budget Links;

and other Statements depicting Plan and Non-Plan Statement according to Budget Estimates and Revised Estimates. The system facilitates generation of various reports.

### **16. Village Planning Information System (VPIS) – Amenities**

In order to strengthen the fourth tier tool for monitoring, Village Planning Information System (VPIS) has been designed, developed & implemented for public use by all Ministries/ Departments. It is a web-based retrieval system based on Village level Non-Census data as on 31.03.1999 compiled with Census 2001 data, released by Registrar General of India. Nine different amenities, that includes Education, Health, Drinking Water, Post-Telegraph-Telephone, availability of Communication, availability of Newspapers, Banking, Recreational & Cultural Facilities, Connectivity and availability Electric Supply etc. The system has two parts showing data in Tabular view and Crystal Report view forms. It has been developed in .NET using Microsoft Visual Studio 2005. It's URL is - <http://pcserver.nic.in/vpis>.

### **17. Village Planning Information System (VPIS) – Demography**

Village Planning Information System - Demography is also a web-based retrieval system based on Census-2001 data of Government of India. The system enables retrieval of analytical information relating to demographic profile of all villages of India. The MIS has been developed using Dynamic Query Engine for State retrieval and analysis of demography data.

### **18. District Planning Information System (DPIS)**

A web-based Information System has been designed, developed and implemented for the

district planning based on demographic profile and amenities data released by the Registrar General of India on Census 2001. Queries can be made based on demographic profile or amenities or any combination of other parameter. It assists Special Component Plan (SCP) and Tribal Sub-Plan (TSP) Component of the planning which emphasize plans for SCs and STs. MIS can be accessed thro' URL <http://pcserver.nic.in/dpis>.

### **19. 'Online Complaint Registration Mechanism – Yojana Sewa'**

A web-based Management Information System for Yojana Sewa for online registration & monitoring of all maintenance and common services at Yojana Bhavan, Planning Commission has been designed and developed as per requirement of the Planning Commission under e-Governance project. This system facilitates registration of hardware/software complaints from all the computer users of Planning Commission over the network to facilitate hardware/ maintenance engineers stationed at Yojana Bhavan to effectively attend to the complaints and minimise the system down-time.

### **20. MIS on 'Rashtriya Sam Vikas Yojana' (RSVY)**

It is a web-based Information System for monitoring State wise, district, village and Sector wise detail of various schemes. Data Entry/Updation, deletion and restore module has been developed for physical and financial progress. Web Administration module for user authentication that include state-wise, district-wise user creation, user modification has been also developed. Reports can be generated as the same has been developed using Crystal Report Writer. In the MIS, following modules have been implemented –



- Reports relating specifically to Naxalite Districts
- Search Module has been developed where user can enter the type of work and he will get all states and districts where that specific work is being done.

### 21. Hardware Inventory Management System (HIMS):

System software development, integration and implementation of the new Hardware Inventory Management System developed for the Planning Commission. It is a new web-based for all hardware inventory items procured and used by Planning Commission and information related to all new arrivals, in-stock and transaction detail can be generated thro' this package.

### 22. MIS for National Schemes (CS & CSS)

It is a web-based Information System for Annual Plan 2005-06, 2006-07 and 2007-08 and for the Eleventh Five Year Plan Outlay of the Central Sector Schemes of Ministries/ Departments, Centrally Sponsored Schemes of Ministries/Departments and Central Assistance to States & UTs Plans has been developed. Re-designed and re-developed user interface of MIS for National Schemes (CS & CSS) using ASP.NET of Visual Studio 2005. The software PACKAGE comprises with different modules and data has been updated for 2006-07 and beyond. The MIS facilitates planners to provide information about outlay and other information from the database, category-wise break-up on the basis of Ministries or Departments etc.

**Security Module:** This module handles the security feature of the software. Main concern of this module is: Creating New User with privilege based on the Ministry/Department, Modify/ deletion of User profile/Id

**Entry/Update Module:** This module deals with the insertion and updating of records of various ministries, departments, schemes and outlays.

**Restore Module:** When a user deletes a record, this will not permanently deleted from the system. This is the facility of the system that any deleted record can be restored or permanently deleted from the system. This facility is only given to administrator of the system

**Reports:** Various reports can be generated as Ministry/Department-wise, Scheme-wise, Category-wise outlay, etc.

### 23. MIS on all component of Flagship Programs including Bharat Nirman

A single window web-based MIS on all 14 components of the Flagship Programmes including Bharat Nirman, designed and developed by studying and linking physical and financial progress of various components of the Flagship Programmes, has been implemented at Yojana Bhavan and can be accessed from outside using the URL <http://pcserver.nic.in/flagship>. The site makes a link to all components of Flagship Programmes for physical and financial progress made in the program state-wise during particular period both month-wise and annual basis.

### 24. MIS for Deputy Chairman, Planning Commission :

MIS has been designed and developed exclusively for the Deputy Chairman, Planning Commission. The MIS is updated periodically as and when new updates come. The MIS helps the Deputy Chairman with the latest updated data pertaining to Annual State Plans, International Statistics based on Foreign Direct Investment; WTO related matters and others issues relating to domestic and international economy. The MIS includes information related to Approved



Outlays and Expenditure from 1990-91 onward till date, %age growth over the previous years, comparative statements, and scaled by GSDP for each state and Union Territory. The other information available in the database includes, data relating to Indian economy, Indian Revenue, Expenditure, Fiscal Deficits, Agriculture GDP projections, GINI Co-efficient, Power T&D Losses State-wise, Centre's and States' Fiscal Deficit, Poverty related data; FDI and WTO related data; GDP projections of selected countries and their comparative study etc. The MIS also helps the Deputy Chairman during the Annual Plan discussions with Chief Ministers of the concerned States as well as during his visit to States and abroad. IT can be accessed from the URL - <http://pcserver.nic.in/dchmis>

### 25. Minimum Spatial Data Infra-structure for Multi-Layered GIS Application :

The scheme of “*Spatial Data Infrastructure for Multi-Layered Geographical Information System (GIS) for Planning*”, a new Central Sector Scheme (CS) sponsored by the Planning Commission and executed with the support of NIC, has been operational in the Planning Commission. The Spatial Data & GIS Application Services are now available in G2G through NIC at Planning Commission also. The Mirror Server of the NIC Hq. i.e. Sun Fire V440 Server Sun Solaris has also been made operational and one can easily access the National Spatial Database Applications using the URL : <http://plangis/website/nsdb/viewer.htm>

Beside Sun-Solaris Server having NSDB database. Deptt. of Space has also put their mirrors site at Planning Commission and following layers can be accessed thro' IntraYojana portal at Planning commission. Department of Space (DoS) Server has the following layers –

- Golden Quadrilateral; National Highways; District Roads; Village/ Unmettalled Roads; Railway Stations; Airports
- Rivers; Reservoirs; Watershed Levels; Landuse; Vegetation Type; soil Productivity; soil slope; soil Depth; soil Texture; soil erosion etc.
- Data Source includes:
- Census 2001 data; Primary Census Abstract and Amenities database
- Data pertaining to Krishi Vigyan Kendras (KVKs); Khadi and Village Industries (KVICs)
- Data received from NRSA, etc.
- This server can be accessed using the following URL: <http://g2g-isro/website/isro/India>

The NIC-YBU Unit at Planning Commission is also the custodian of all GIS applications where the mirror-site is functional and digitised maps developed for the Planning Commission. Large number of maps generation and database creation is being serviced by NIC-YBU Unit at Planning Commission locally and has provided large number of inputs to various users of the Planning Commission.

### 26. Non-Government Organisations Partnership System (NGOPS) :

As per direction of the Planning Commission; the existing database of NGOs/VOs has been migrated to NGO Partnership System for online registration mechanism of NGOs. The Planning Commission of India had invited all Voluntary Organizations (VOs)/ Non-Governmental Organizations (NGOs) to Sign Up on this system, which has been developed in consultation with the below mentioned Ministries/ Departments/Government Bodies

to facilitate VOs/NGOs during their interaction with the Government in connection with requests for Government Grants under various schemes of these bodies.

- Ministry of Culture
- Ministry of Health & Family Welfare
- Ministry of Social Justice & Empowerment
- Ministry of Tribal Affairs
- Ministry of Women & Child Development
- Department of Higher Education
- Department of School Education & Literacy
- National AIDS Control Organisation (NACO)
- Council for Advancement of People's Action and Rural Technology (CAPART)
- Central Social Welfare Board (CSWB)

All VOs / NGOs, are requested to Sign Up (one time) with the Portal <http://ngo.india.gov.in> to help create a data base of existing VOs / NGOs and to access information on various schemes of the participating Ministries/Departments/Govt. Bodies open for grants. **The NGOs Partnership System (NGOPS) has been proposed in 100 days commitment of the President of India in her address to joint session of Parliament on 4th June 2009.**

The System has been implemented successfully and for this number of meetings have been held at Planning Commission to resolve various issues to make the NGO Partnership System operational and to make the system to collect the NGOs' information online and keep track of application for grants etc. Till date i.e. December end, about **22,500** numbers of NGOS are signed-up online with the portal and number

of NGOs applied for grants online. An interface for the administrator has also been developed at NIC-YBU. About 3000 emails regarding queries asked by NGOs/VOs have been replied and Number of phone Calls. System has various features like Search, FAQ, The module for sending automated mails to NGOs/VOs with User Id & password for confirming/activate their sign up account on NGOPS portal.

### 27. Databank of Parliament Questions Answers :

A web-enabled database of Parliament questions and replies thereof, handled by the Parliament Section of the Planning Commission, is available on intranet site <http://pcserver.nic.in/parliament>. The Website has been re-designed and Parliament Question and Answer raised during different sessions related to Planning Commission into Web Format and updated the database for respective information category-wise and division-wise after doing the requisite codification. A new mode of search "**Quick search**" has been added on the website. Parliament related question/ Answers pertaining to Planning Commission for all sessions of the Parliament are available at this site. As on date, databank comprises of 3,301 Questions & Answers raised by Planning Commission from 1997 till date for all sessions. During reporting period Updated information regarding 101 Questions & Answers with their subject of the matter and concerned Division in respect of Parliament Questions pertaining to Planning Commission for various Sessions.

### 28. Management System for Annual Confidential Reports (ACRs) :

MIS has been developed for maintenance of Status of Annual Confidential Reports of Officer(s)/ Official(s) of the Planning Commission has been developed and is made available on local server at <http://pcserver/>

**acr.** Number of reports based on queries have been developed as per requirement. On-line Data entry and updation module have also been developed for multi-user environment. Regular updation is also continuing. Till date information of 6,600 Annual Confidential Reports are available and the site has link with IntraYojana Portal <http://intrayojana.nic.in>. During 2009, input for about 1,000 ACRs have been updated onto MIS.

### 29. MIS for Financial Resource Division

A web based retrieval system for State-wise monthly information of “**Financial Resource Briefs**” is available on Intranet for internal use. This provides the facility of authentication for the user also. The briefs of Financial Resources of those States for which input was available have been uploaded. The application has been made more user-friendly by modifying the user interface of the database.

### 30. Website for Financial Resources & Data Management

#### Support to Financial Resources Division :

NIC(YBU) has designed and developed a web-based application, available on Intranet, for the Financial Resources (FR) Division of the Planning Commission. The site has now been fully implemented and is being made content rich with all information related to financial allocation, outlay, expenditure details of all States and UTs for all Plans; macro and micro detail about central financial resources. Modification and addition of more web pages have been made and uploaded. The MIS is a depository of all information at one place and is available 24x7 for all users of the Planning Commission from the URL <http://pcserver.nic.in/frmis>

### 31. Website for State Plans & Data Management

#### Support to State Plans Division :

In order to have all information related to various reports, articles, inputs, data depository and other content pertaining to various divisions on the Intra Portal for the internal use, in a user friendly manner to be accessible at any time, conceptualisation and designing of a web-based application for State plan Division has been initiated. The site contains data for all Five Year Plans, Annual Plans and their sectoral and sub-sectoral outlays, expenditure and States/UTs briefs prepared at Planning Commission and at States/UTs level, Presentations made by Planning Commission and by States during Chief Minister level Annual Plan discussions etc. at one place.

### 32. ‘Yojana Resources’-Content & Data Management Services on IntraYojana Portal

As decided by the senior officials of the Planning Commission to have a column for ‘**Yojana Resources**’ for all administrative and technical divisions of the Planning Commission, the content management of IntraYojana portal has been enriched by adding information pertaining to (i) Office of the Deputy Chairman, PC (ii) Financial Resources Division (iii) State Plans Division of the Planning Commission. (iv) Library Division. These divisions are being provided training and proper userid/password are being provided so that the users can facilitate uploading and managing their resources on the portal under the content management framework of the portal by themselves. Presentation on content management was also given to all officials of the Financial Resources Division.

### III. Contents for National Portal of India and other web-sites :

Number of documents related to Planning Commission have been added in order to strengthen the content on the India Portal (<http://india.gov.in>).

#### Updation and maintenance of the web-sites :

Following web-sites under the administrative control of Planning Commission were updated and maintained during the period 2009-10 :

- Planning Commission web-site <http://planningcommission.gov.in>
- National Knowledge Commission web-site <http://knowledgecommission.gov.in>
- Secretariat of Infrastructure (SoI) web-site <http://infrastructure.gov.in>
- Economic Advisory Council (EAC) to PM web-site <http://eac.gov.in>
- Institute of Applied Manpower Research (IAMR) web-site <http://iamrindia.gov.in>

#### 1. Web-site of the Planning Commission :

Planning Commission website namely <http://planningcommission.gov.in> is regularly updated. Hindi and text Version of various pages have also been designed and uploaded to the web-site. The website of the Planning Commission has been re-designed to have a good look and contents are well classified to make it more users' friendly. In the revamped web-site additional features that have been inducted includes :

- Navigation - simpler
- Special focus given to Sectoral details like Agriculture; Education; Employment; Health; Minerals; Industry; Infrastructure; Rural Development; Science & technology; Social Justice & Others Sectors

- Special coverage to – Media & Press Releases; Internship; EFC/PIB Status; Tenders
- Monitoring of Flagship Programs and Evaluation Studies at one go
- Reports can be retrieved very easily at not more than two clicks away

#### 2. Web-site of the Economic Advisory Committee (EAC) :

As desired by Chairman, Economic Advisory Council to have a separated website of it's own, **the site was got registered and finally a separate website <http://eac.gov.in> has been officially launched by the Secretary, Economic Advisory Council on 27th October, 2006.** The Economic Advisory Council has been set up with a view to inculcate awareness in Government on the different point of view on economic issues. The website is a link to disseminate the initiatives taken by the EAC and to provide single window access to all major initiatives relating to Government policies.

#### 3. Web-site of the Secretariat of Infrastructure (SoI) :

For Infrastructure Division, a new website <http://infrastructure.gov.in> has been launched on 20th May, 2006 by the Hon'ble Finance Minister at Vigyan Bhavan, New Delhi. NIC (YBU) has provided the full support to the SoI Secretariat in launching of this site and NIC unit at Planning Commission is continuing support to this division for timely updation of the web-site and making it content-rich.

#### 4. Web-site of the National Knowledge Commission :

Web-site of the 'National Knowledge Commission' under the Chairmanship of Shri Sam Pitroda, <http://knowledgecommission.gov.in> was officially launched under GOV.



in domain. NIC (YBU) has provided the full support in launching of this site and is continuing help for timely updation of the web-site to make it content-rich. The site has been also revamped during the year of reporting.

### **5. Web-site of the Institute of Applied Manpower Research (IAMR) :**

Web-site of the 'Institute of Applied Manpower Research (IAMR), Narela , an autonomous body under Planning Commission was officially launched under GOV.in domain. NIC (YBU) has provided the full support in launching of this site and is continuing help for timely updation of the web-site to make it content-rich. The site has been also revamped during the year of reporting.

- As it is mandatory for all the websites hosted or to be hosted, have to go through an application audit for vulnerabilities in the web application. All efforts and procedure for Security Audit of above mentioned sites have been followed.
- Regular maintenance and updation of e-mail accounts of the Planning Commission, National Knowledge Commission, Economic Advisory Council (EAC) and IAMR is ongoing.

### **IV) e-Governance Applications of Planning Commission**

#### **1. Intra-Yojana Portal (<http://intrayojana.nic.in>)**

NIC (YBU) has developed and implemented the IntraYojana Portal, to accumulate various information, is an integrated one-stop web-based portal and service solution, built on open standards using soft-wares like Linux, PLONE and ZOPE, for the employees of Planning Commission for all G2E/G2G applications. The portal has been enriched with valuable

information and has features like content and document management, personalised delivery of contents, work-flow, and other real time collaboration service. One can search for and has access to multiple type of information specific to their requirement with single login to the server.

#### **Management of contents of IntraYojana, the Intranet Portal of Planning Commission.**

The content on the portal managed during the year includes -

- Creation of new users
- Updation of status of the users who had retired/relieved from Planning Commission.
- Contents for State Plan and Library division uploaded to IntraYojana portal.
- Uploading of Payroll and GPF data for the month; Uploading of Circulars/ Office Orders/Notices on daily basis.
- Uploading other contents as and when request came.
- Technical support for smooth functioning of Payroll Software
- Providing hyperlinks to new MIS/ Information systems developed by NIC, Yojana Bhavan Unit
- Office Procedure Automation (OPA) management; etc.

#### **2. Right To Information (RTI) Act 2005**

To implement RTI Act, a web enabled system has been developed by the Planning Commission. Relevant document/information uploaded. Query and answer procedure related to RTI Act on a server made available on Intranet. The site has been launched and necessary link has been provided on the home-page of Planning Commission website.



### 3. PAO COMPACT Software :

NIC has developed a Financial Management Information System Software 'PAO COMPACT' for the computerisation of various payment and accounting functions for the use of various Ministries/Departments of Government of India. The Windows 2003 Server, on which this software application has been installed, is also being maintained by NIC(YBU) for providing all necessary support to Pay and Accounts Office, Planning Commission..

### 4. Preparation of Annual Plan Documents :

The in-house, NIC - Planning Commission Unit has been also assisting the Plan Co-ordination Division, PC in the preparation of the Annual Plans, Mid Term Appraisals, Annual Reports and Five Year Plan Documents, etc. during this period.

### 5. Training :

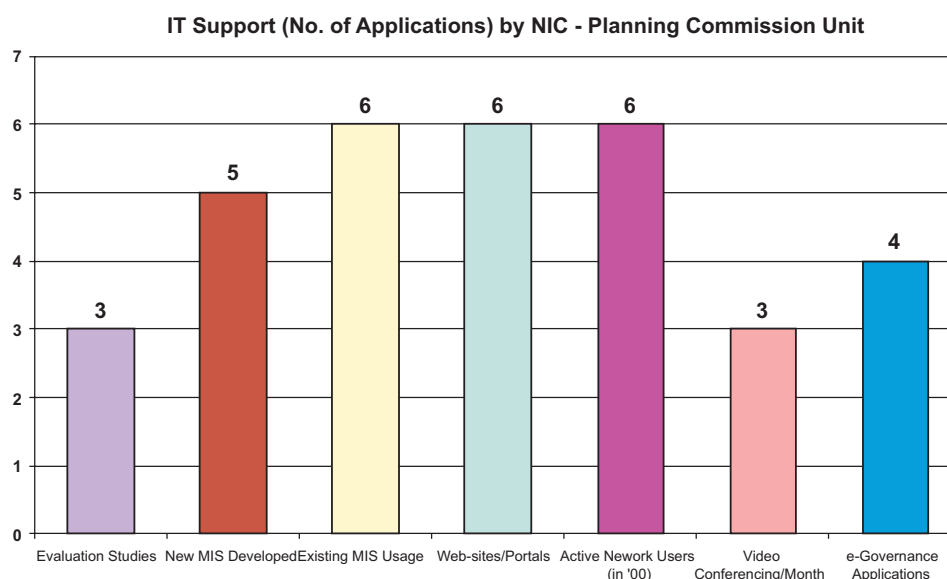
**Training for Employees:** Training Programmes are being organised for Officers and staff of Planning Commission at Yojana Bhavan

on computer related topics for increasing IT awareness. This includes Basics of Computer, Windows-based Microsoft Office Tools/Applications like Microsoft Word, Excel, E-Mail, PowerPoint, Hindi Software, Internet etc. and usage of other packages. **Following Training Programmes were conducted during 2009-10:**

- Five days training on 'Basic Computer Awareness' conducted for children of the Planning Commission Employees. 30 children had attended this programme.
- Five days 'Advance Level Training' was conducted for children of the Planning Commission Employees who have basic knowledge of computer.

Computer (Familiar) 'Training on Basic Awareness and on Package of Diarising/Dispatch and File Movement (OPA)' to Group 'D' employees. About 149 Group 'D' employees of the Planning Commission, covered in six batches, attended the said training so as to make them comfortable about various features of office automation tool.

**Chart 4.33.6.1**  
**Analytical account of Major Activities – NIC (Planning Commission Unit)**



### 4.33.7 Departmental Records Room

4.33.7.1 The National Archives of India carried out the periodical Annual Inspection of Departmental Records Room on 26th August 2009. They appreciated that the Departmental Records Room was found in order – meticulously clean, well arranged, well lighted and staffs are hard working. The norms specified and laid down in the Manual of Office Procedure, The Public Records Act, 1993 and The Public Records Rules, 1997 are implemented accordingly. The staff working in this Section has made the Departmental Records Room as a pleasant place of working by their sincere hard work and conscientiousness. In spite of the large and bulk of records, it is being kept in a careful order.

4.33.7.2 As per Cabinet Secretary's D.O. Letter dated 26th June 2008, addressed to Secretary, Planning Commission, Shri Ravi Mittal, Adviser (Adm) has been designated as Chief Records Officer of Planning Commission and REOs & PEOs and Smt. Pramila Mathur, Section Officer (Gen.-1) has been nominated as Records Officer of Planning Commission and REOs & PEOs.

4.33.7.3 On 22nd September 2009, Shri S.M.R. Baqar, Director General of Archives carried out inspection of Departmental Records Room and appreciated the manner of records preserved in the Departmental Records Room.

4.33.7.4 300 non current records which are 25 years or more old are ready for the appraisal by National Archives of India. They have been requested to depute Officer/Officers to expedite the same. The files are bundled according to the NAI norms and will be transferred to National Archives of India for permanent preservation as soon as the appraisal is carried out by NAI.

4.33.7.5 The periodic reports like Half-Yearly Returns for the period ending 31st December

2008 and 30th June 2009 and Annual Returns such as Form – 1 (25 year old records), Form – 5 (Annual Report of PC and REO, PEOs) Micro Filming of 'A' Category Records, Records of Defunct Committees, etc., were compiled and sent to National Archives of India.

4.33.7.6 On the advice of Cabinet Secretary, the National Archives India has drawn up an Action Plan. All Divisions, Sections of Planning Commission, REOs, and PEOs have been requested to transfer of Non-current Records (25 year old) lying with them to Departmental Records Room for appraisal and transfer to NAI. They have also requested to complete the task of declassification and downgrading of Classified Records. A circular has been issued in this regard to give special efforts for these activities and inform developments on monthly basis to Departmental Records Room, so that the progress in this regard is conveyed by Chief Records Officer, Planning Commission to Cabinet Secretary on monthly basis.

### 4.33.8 Planning Commission Club

4.33.8.1 With a view to augmenting the sports, literary & cultural activities amongst the employees, a Planning Commission Club has been established. Secretary, Planning Commission is the Ex-Officio-Patron of the club. The affairs of the club are managed by an Executive Committee is elected annually by members of the club.

4.33.8.2 The total number of members of Planning Commission Club is 434 as on 07th March, 2009 whereas, the staff strength of the Planning Commission (including PEO/PAO) as on 1st April, 2009 is 1322. The annual membership fee is Rs. 20/- per head. The Grant-in-aid for the year 2009-2010 has been sanctioned to Rs. 74,780/- in accordance with GFR Rule No.215 guidelines.

4.33.8.3 The objectives of the club are as under:-

- To promote friendly relations amongst the employees working in Planning Commission.
- To provide facilities for outdoor sports, indoor games and other forms of Recreation.
- To provide a forum for discussion on matters of common interest and
- To undertake such other activities as may be conducive to the achievement of the above objectives or as may be decided upon by the Executive Committee for time to time.

4.33.8.4 The Planning Commission Club has participated in the following sporting/Excursion Trip during 01st April, 2009 to 31st December,2009 :-

- Excursion Trip to Rajasthan :- During 6th to 11th April, 2009 Excursion Trip was organized to Jaipur, Ajmer, Pushkar, Nathdwara, Udaipur & Mount Abu.
- The Annual Function of the Planning Commission was held on 22nd May, 2009 at the Constitution Club, Rafi Marg, New Delhi. Where, prizes were given to the winners of various sports events and also for participating in the cultural programme presented by Artistes from Planning Commission.
- Inter-Ministry Aquatic Tournaments :-This tournament was held during 29th & 30th August,2009. Shri Om Prakash from Planning Commission participated in the Inter-Ministry Aquatic Tournament, 2009-2010 and secured 4th Position in 50 Meter Free style and shown good performance in 100 Meter Free Style.
- Carom :-A team of six Carom players participated in the Inter-Ministry Carom

Tournament where they put up a good performance in Individual and team events.

#### 4.33.9 Welfare Unit

4.33.9.1 Planning Commission handles matter relating to welfare of its employees. First aid to the Officers/staff of the Planning Commission through Aastha Medical Centre of the Planning Commission. It also supplies general medicines for routine ailments such as headache, stomachache etc. Ayurvedic Consultancy/ Medicines are also provided to the employees of the Planning Commission regularly between 4 to 5 P.M. The Welfare Unit extends all necessary assistance to the employees, in case of emergency viz., accident/other situations and takes him/her to hospital for medical treatment. The Assistant Welfare Officer as representative of Planning Commission visits the families of those employees who die in harness and renders all possible help. Welfare Unit arranges immediate delivery of relief to the families of those deceased employees who are working in Planning Commission and die in harness. Up to 31st December, 2009, assistance of Rs.1 lakh in death cases has been provided to the eight deceased family member @ Rs. 25,000/- per family whereas, total financial assistance of Rs.32,000/- has been provided to the officials of Planning Commission @ Rs. 4,000/- on medical grounds as a relief. Condolence meetings are organized in office in respect of those employees who die in harness. It also organizes farewell to those employees who retire on attaining their age of superannuation. Welfare Unit is also providing counseling in the matters relating to personal & inter-personal matters of employees at office, in their families and even at their living places. Welfare Unit is also responsible to provide every-year timely grant-in-aid to Planning Commission Club to regulate their Sports, literary & cultural / Excursion Trip activities amongst the employees.

4.33.9.2. In addition, the Welfare Unit organizes following national events :-

- Martyrs' Day
- Anti-Terrorism Day
- Sadbhavana Divas
- Qyami Ekta Divas
- Flag Day and arrangements for fund raising for Communal Harmony
- Armed Forces Flag Day and arrangements for fund raising

4.33.9.3 During the current Financial year from 1st April, 2009 to 31st December, 2009 Welfare Unit has performed the following functions/activities:-

#### **Sports**

- Medical assistance/help, first Aid, sending to hospital etc.
- Farewell to retiring personnel
- Organization of Condolence meetings
- Conducting of Quammi Ekta, Sadbhavana, Anti-Terrorism Day, etc.,
- Fund raising for Armed Forces Flag Day & Quammi Ekta Flag Day
- Training Programme on Computer awareness was conducted during 25th May, 2009 to 29th May, 2009 for children of officials of the Planning Commission through NIC.
- Healthy camps/check-up at Aastha Medical Centre of Planning Commission for Officers & Employees.

#### **4.33.10 CHARTS, MAPS & EQUIPMENT UNIT**

4.33.10.1 The Charts, Maps & Equipment Unit of Planning Commission provides technical and

equipment support for day-to-day office work as well as for organizing various Meetings, Conferences and need of official functions in and out-side the office. The unit has the following modern equipment, to cater to the office's the requirements as under:-

- Laptop with Internet connection
- Plasma Screen Audio-Video System for display of meeting schedules, Presentations and other important information.
- Colour Laser Printers
- Scanners
- TV&VCR.
- Pentium IV Computers with Page Maker-6,5,7, Photoshop- 6,7 & Coral Draw -10,11,12 Software's.
- Over Head Projectors, Slides Projectors.
- Colour Photo Copiers.
- Lamination Machines.
- Heavy-duty Photocopier & Digital Scanner cum Printing Machines.
- Binding Machines with Spiral Binding, Strip Binding & pin binding etc.

4.33.10.2 The major activities carried out by this Unit during the year summarized as indicated below:-

- Cover Designs for Report of Guidelines Joint Ventures in Infrastructure Sectors, Report of the Task Force for Measures for operationalising Open Access in the Power Sector, Guidelines on Selection by Consultants Draft Regulatory reform Bill 20\*\*, Report of the Committee Road Safety and Traffic Management, Report of the Committee of Secretaries Review of Toll Policy for National Highways, Report of the Task Force Reducing Dwell-Time in Ports, Report of the Task Force Tariff Setting for PPP Projects in Major Ports, Frequently

- Asked Questions Model RFQ Document, Model RFQ Document Selection of Consultants, Guidelines Monitoring of PPP Projects, Report of the Inter Ministerial Group Norms & Standards for Capacity of Airport Terminals. Designing of Cover Page for the report of Technical Note on Employment for the Eleventh Five Year Plan 2007-09. Designing of Cover Page for the report of Working Group on Labour & Employment Projections constituted for the Eleventh FYP. Designing of Cover Page for the report of the Steering Committee on Labour & Employment constituted for the Eleventh FYP. Designing & printing of Cover Pages Annual Plan 09-10 (i) Allocation letter (ii) SBEs Annual Plan 09-10 (iii) Position Paper on Major Programmes from PC Division on 28-09-09. Designing & printing of Cover Page for Integrated Water Management Policy & Action Discussion Paper from Member (KP) Planning Commission may 2009, Cover Design of Evaluation study on construction of Hostels for SCs Boys & Girls for PEO. Cover Page of the International Conference on Development Evaluation in Collaboration with DFID & World Bank.
- Organizational Charts of the Planning Commission (in English and Hindi), Adviser Level & Section Officer level with work allocation.
  - Prepared Name Display Cards for the Meetings / Seminars organized by the Planning Commission during the year regularly.
  - Prepared Colour Transparencies of the Meetings/ Seminars for use of Minister of State Planning Commission, Deputy Chairman / Members / Pr. Advisers Sr. Officers of Planning Commission.
  - Designing and Printing of Certificates in Hindi for the participants in Hindi Pakhwara, Hindi Karyashala in different part of India & Rajbhasha Sangosthi and other events of Planning Commission.
  - Calligraphic Work on Invitation Cards of Deputy Chairman Office, Secretary, & Pr. Adviser (PC& Admn.).
  - Prepared Charts Showing Seating Plan of the Officers attending the Meetings / Seminars / Conferences etc.
  - Designing & Printing of Presentation of Full Planning Commission Meeting, Seating Plan, Display on Plasma, Name Cards and provision of Lap top in room No.122.
  - Designing, Printing and got approval of Minute to Minute Programme for the Full Planning Commission meeting on 1st September, 2009 in sangam.
  - Meeting with Chier Secretaries on Economic Stimulus at Vigyan Bhawan, New Delhi.
  - Designing & Printing of Banners & Posters in color for Hindi Karyashala at Shimla from 28-30 May 2009
  - Prepared Identity Cards for Retired/ Serving Officials of Planning Commission/ Programme Evaluation Organization/ Western Ghats and Lamination of the same.
  - Scanning & Printing of Official documents. Scanned various photos & colour printing for the various divisions by the planning commission
  - Designing of Car and Scooter Parking Labels (Stickers) & Visitor's Passes for visitors in Yojana Bhawan.
  - In addition to the routine work of Photo Copy of the Planning Commission, the unit has carried out the additional work



related to Printing of copies of (both Hindi and English version), Mid-term Appraisal Document of Tenth Five year Plan during the year & carried out Binding work.

- Specification for Procurement of Heavy Duty Photocopier, Digital Scanner cum Printers (colour & mono).
- Certification of AMC bills of Photocopiers, colour photocopier & colour Print etc.
- The Unit has also handling and operated the Equipment Electronic display Boards, Plasma Screens, Laptop, TV & VCR, Over Head Projectors, Slides Projectors

and Photo Copiers during the year under report.

#### **4.33.11 Right to Information Cell**

4.33.11 The RTI cell was set up in the Planning Commission in October, 2005 and is functioning at Soochna Dwar on the ground floor of the Yojana Bhawan. There is a separate link 'RTI Act' on the home page of the Planning Commission's website. To facilitate visitors/clients at the Soochna Dwar, it has provided facilities to fill up queries online. During the period from April 2009 to December 2010, RTI cell has received 170 queries and 169 have been responded till January 2010.

## Chapter-5

# Programme Evaluation Organisation

5.1. Ever since the concept of planning was introduced in India, the task pertaining to formulation of improved plan and design for the development schemes and programmes for effective implementation in a given situation with varied geo-climatic conditions on the one hand and diverse socio-economic characteristics of the Indian states on the other hand always posed a great challenge before the planners and policy makers. However, the founding fathers of Programme Evaluation Organization (PEO) had a visionary objective that envisaged a crucial role for the Organization in bringing out objective and credible evaluation results concerning the grassroots reality which would be used in the plan formulation and improving the service delivery.

### Organizational History

5.2 Having this implicit objective in view, PEO was established in October, 1952, as an independent organization, under the general guidance and direction of the Planning Commission with a specific task of evaluating the Community Development Programmes and other Intensive Area Development Schemes. The evaluation set up was further nurtured and strengthened by development of methods and techniques of evaluation in the First Five Year Plan (1951-66) and setting up evaluation machineries in the States during Third Plan (1961-66) and Fourth Plan (1969-74). With the extension of the Plan Programmes/Schemes in a variety of sectors viz., agriculture, cooperation, rural industries, fisheries, health, family welfare, rural development, rural electrification, public

distribution, tribal development, social forestry, etc., the evaluation task performed by the PEO was gradually extended to other important Centrally Sponsored Schemes including flagship schemes.

### Functions and Objectives of PEO

5.3. The Programme Evaluation Organization (PEO) undertakes evaluation of selected programmes/schemes under implementation, as per the requirement of the various Divisions of Planning Commission and Ministries/ Departments of Government of India. The evaluation studies are designed to assess the performance, process of implementation, effectiveness of the delivery systems and impact of programmes. These studies are diagnostic and aim at identifying the factors contributing to success or failure of various programmes and deriving lessons for improving the performance of existing schemes through mid-course corrections and better design of future programmes.

5.4. Broadly speaking, the objectives of evaluation work taken up by PEO includes objective assessment of process and impact of the development programmes, identifying the areas of success and failures at different stages of administrations and execution, analysis of reasons for success or failure, examining extension methods and people's reactions thereto and deriving lessons for future improvement in the formulation and implementation of the new programmes/schemes. Evaluation in this sense has been recognized as quite distinct and

separate from analysis of progress and review on the one hand, and inspection, checking and scrutiny of the schemes and works on the other hand.

5.5. The PEO conducts external evaluation, independent of the administrative channels, through direct observations, sample surveys and social science research methods. The evaluation studies carried out by the PEO are different from progress reporting or checking and scrutiny work as being done in the administrative Ministries/Depts. At the same time, the PEO tries to ascertain the views of planners and implementing agencies at all stages of evaluation.

### Organizational Structure

5.6. The PEO is primarily a field level organization under the overall charge of the Deputy Chairman, Planning Commission. It has a three-tier structure with its Headquarters at Planning Commission, New Delhi. The middle rung is represented by the Regional Evaluation Offices, while the next links are the Field Units known as the Project Evaluation Offices.

5.7. At the apex is the Headquarters at New Delhi, which is responsible for evolving suitable methodologies including statistical designs for various types of evaluation studies, organizing, execution and monitoring of sample surveys, data processing, statistical analysis and interpretation of qualitative and quantitative data generated by the field units and also for bringing out the Evaluation Reports. At the headquarters, the Organization is headed by a Sr. Adviser (Evaluation) who is supported by an Adviser, 3 Directors, one Research Officer. The Directors are responsible for designing and execution of evaluation studies and act as “Project Directors”.

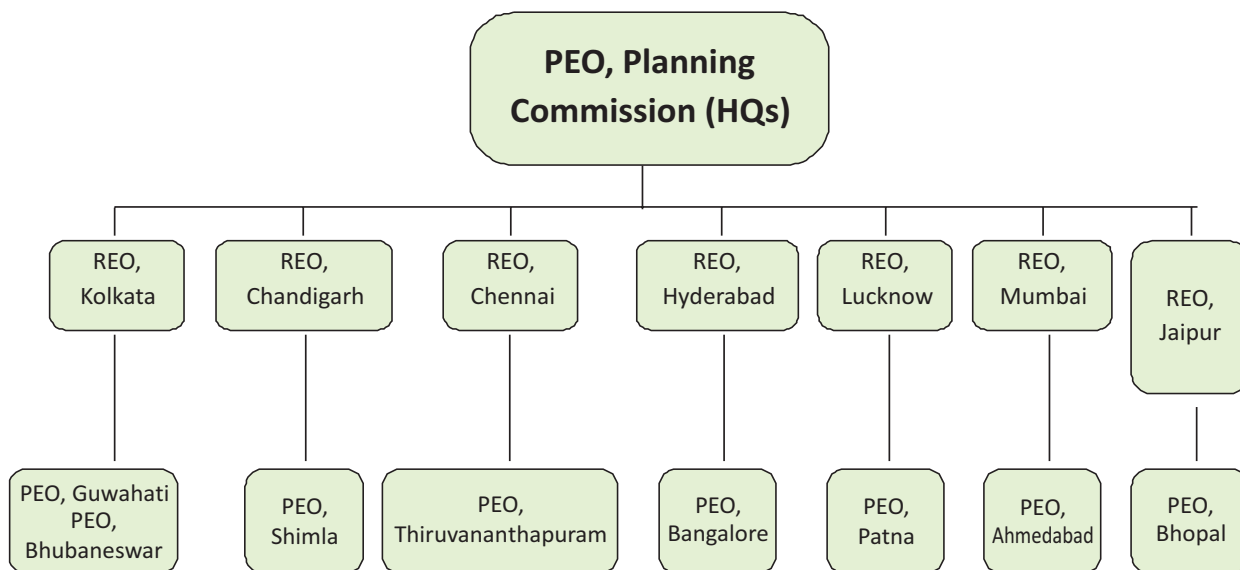
5.8. The middle link of the PEO consists of Seven Regional Evaluation Offices, which are

located at Chandigarh, Chennai, Hyderabad, Jaipur, Kolkata, Lucknow and Mumbai. Each Regional Evaluation Office is headed by a Regional Evaluation Officer of the rank of Director/Deputy Adviser and is assisted by two Research Officers, two Economic /Statistical Officers and one Economic/Statistical Investigator. The Regional Evaluation Offices are responsible for the supervision of the field work; scrutiny and compilation of field data collected for Evaluation Studies and provide guidance to Project Evaluation Offices under their jurisdiction. They are also responsible for maintaining a close liaison with the State Governments and also providing technical guidance to State Evaluation Units in organizing State level studies.

5.9. The Project Evaluation Offices constitute the third tier of PEO. These are located in the capital cities of 8 major states of the country, viz. at Guwahati, Bhubaneswar, Shimla, Bangalore, Bhopal, Patna, Thiruvananthapuram and Ahmedabad. Each Project Evaluation Office is headed by Project Evaluation Officer of the rank of Senior Research Officer, who is assisted by one Research Officer, two Economic /Statistical Officers and one Economic/Statistical Investigator. Each Project Evaluation Office is under the administrative control of a Regional Evaluation Office. The Project Evaluation Offices in the Programme Evaluation Organization are responsible for reporting the working and progress of the development programmes in their areas and for conducting evaluation studies under the guidance of their concerned REOs. They are also responsible for maintaining a close liaison with the State Governments under the overall supervision of Regional Evaluation Officer.

The State/UT-wise coverage of the PEO and its field units known as Regional Evaluation Offices and Project Evaluation Offices is as under :

Chart 5.1



### Development Evaluation Advisory Committee (DEAC)

5.10. In order to guide the Programme Evaluation Organization for prioritization of areas of research, methodologies to be adopted and establishment of linkages between PEO and various evaluation/ research organizations and academic institutions besides follow up action on evaluation results, the Planning Commission has set up a Development Evaluation Advisory Committee (DEAC) on 29<sup>th</sup> November, 2004 under the Chairmanship of Deputy Chairman, Planning Commission. All Members of the Planning Commission, four eminent research professionals from renowned Research Institutes and Universities are Members of DEAC and Senior Adviser (Evaluation) is the Member Convener. The main functions of this Committee are as follows:

- to identify major thematic areas for evaluation research in the country and for Programme Evaluation Organization (PEO).
- to consider and approve the Annual Plan/ long term Plan for PEO.
- to assess and monitor the quality of development evaluation research in the country and recommend corrective measures.
- to monitor compliance of evaluation findings by planning and implementing Ministries/Departments.
- to suggest ways and means for developing greater linkages between PEO and Central Ministries/Departments, State Evaluation Institutions as well as other academic institutions and organizations engaged in monitoring and evaluation of programmes/ schemes and research.
- to provide guidance for formulation of a national evaluation policy outlining the methods, standards and processes of information generation and use.
- to assess evaluation resources and develop suitable strategies for evaluation capacity development in the Ministries/ Departments, NGOs, Universities and Research Institutions in the country.

- to suggest any other activity to be undertaken by PEO to generate useful evaluative information for planners/policymakers.

5.11. The PEO has completed the evaluation reports of the following studies during 2009-10. The evaluation reports have been placed on the website of Planning Commission.

- Evaluation Report on Indira Awaas Yojana (IAY) Jammu & Kashmir
- Evaluation Report on National Old Age Pension Scheme (NOAPS) Jammu & Kashmir
- Evaluation Report on Sampoorna Gram Rozgar Yojana (SGRY) Jammu & Kashmir
- Evaluation Report on Swarnjayanti Gram Swarozgar Yojana (SGSY) Jammu & Kashmir
- Evaluation Report on Integrated Child Development Scheme (ICDS) Jammu & Kashmir
- Micro Analysis of Centrally Sponsored Schemes in four districts of Jammu & Kashmir

- Revised Long Terms action Plan for KBK districts in Orissa
- National Rural Employment Guarantee Scheme
- Construction of Hostels for SC Boys and Girls
- A Working Paper on ‘A Primary Evaluation of Service Delivery under the National Rural Health Mission (NRHM): Findings from a Study in Andhra Pradesh, Uttar Pradesh, Bihar and Rajasthan.
- Rashtriya Sam Vikas Yojana

5.12. The evaluation reports in respect of the following schemes will be finalized by March, 2010.

- Decentralized training programme for Handloom weavers
- Cooked Mid day Meals
- Sarva Shiksha Abhiyan
- Rural Roads



---

## Chapter-6 Vigilance Activities

6.1 The Vigilance Unit of the Planning Commission deals with all vigilance cases i.e., cases of corruption, mal-practices and lack of integrity in respect of Group 'A', 'B' and 'C' officers. It is also responsible for issuing vigilance clearance certificates at the time of promotion, forwarding of Applications for outside jobs/passports, relieving from the Planning Commission on transfer/retirement etc and advising the administration on other disciplinary cases which may be referred to it for advice.

6.2. Planning Commission being a non-public dealing department, scope for corruption, malpractices is very limited. During the period from April to December, 2009, three complaints received in the unit have been examined and disposed off. Necessary advice

has been tendered on the matter referred by the Administration Division.

### **Prevention of Sexual Harassment:**

6.3. In accordance with the guidelines and norms prescribed by the Hon'ble Supreme Court of India in the Public Interest Litigation WP No (Crl) 666-70 of 1992, a Complaints Mechanism Committee on Sexual harassment has been constituted. Relevant provisions of the Conduct Rules on the subject were widely circulated in the Planning Commission. During the period April - December, 2009, one complaint of sexual harassment was reported to the committee and the Committee submitted its report. The report was sent to the concerned authority for further necessary action.

**Summary of the C&AG's Observations made in its Reports for the year ended March, 2008.**

1. Report No. CA 13 for the year 2007-08

Para 7.10 read with Appendix-VII-D relates to Rush of Expenditure during the month of March, 2008.

Total expenditure during the financial year 2007-08 under Major Head 3475 – Other General Economic Services (at Sl. No.124) was Rs.29.35 crore out of which an expenditure of Rs.6.17 crore was incurred in the month of March, 2008 which was 21% of the total expenditure.

The entire expenditure of Rs.6.37 crore during the financial year 2007-08 under Major Head 3601 – Grants-in-aid to State Govts. (at Sl. No.125) was made during the month of March, 2008.

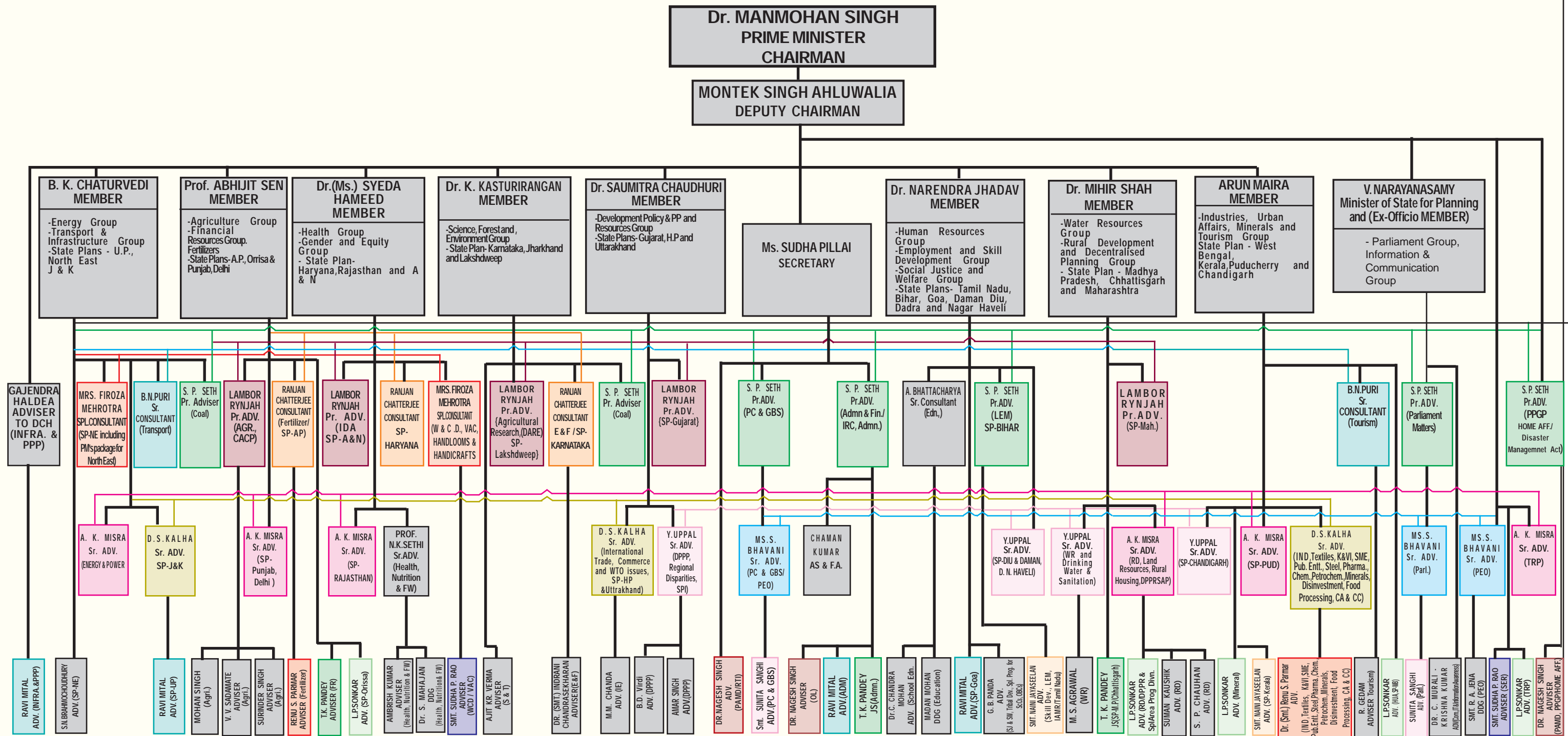
The total expenditure during the financial year 2007-08 under Major Head 5475 – Capital Outlay on Other General Economic Services (at Sl. 126) was Rs.3.37 crore out of which an expenditure of Rs.1.99 crore was incurred in the month of March, 2008 which was 50% of the total expenditure.

Para 8.16 read with Appendix-VIII-H relates to Statement Showing cases of unrealistic budgetary assumptions.

Unspent provision during the financial year 2007-08 under Sub-head 2245.80.102.08 – Tsunami Rehabilitation Programme (at Sl. No.338) was Rs.2.83 crore of the Budget provision of Rs.3.00 crore which was 94% of the Budget provision.

Unspent provision during the financial year 2007-08 under Sub-head 5475.00.800.14 – Modernisation of Office Systems (at Sl. No.339) was Rs.4.13 crore of the Budget provision of Rs.7.50 crore which was 55% of the Budget provision.

# ORGANISATION CHART OF THE PLANNING COMMISSION GOVERNMENT OF INDIA



**2. Subject:**

- 1. Designations**
- PR. ADV. Principal Adviser
  - Sr. Consultant Senior Consultant
  - Sr. Adv. Senior Adviser
  - ADV. Adviser
  - JT.SECY. Joint Secretary
  - AS & FA Addl.Secy.& Financial Adviser

- ADMN. Administration
- Agri. Agriculture
- A.P. Andhra Pradesh
- BRGF Backward Region Grant Fund
- CACP Commission for Agricultural Costs & Prices
- CA & CC Corporate Affairs & Competition Commission
- C&I Communication & Information
- Com. Commerce
- DPP Development Policy & Perspective Planning
- DPPRSAP Decentralised Planning, Panchayat Raj & Spl. Area Programmes
- EDU Education
- E & F Environment & Forests
- FR Financial Resources
- HRD Human Resource Development

- HUA Housing & Urban Affairs
- IDA Island Development Authority
- IAMR Institute of Applied Manpower Research
- ICT Information and Communication Technology
- IEM International Economics Management
- IE International Economics
- IEP Integrated Energy Policy
- IT Information Technology
- I & B Information & Broadcasting
- K & VI Khadi & Village Industries
- LEM Labour, Employment & Manpower
- M.P. Madhya Pradesh
- Mah. Maharashtra
- NCT National Capital Territory
- NE North East

- OL Official Language
- O/o DCH Office of Deputy Chairman
- PAMD Project Appraisal & Management Division
- PDS Public Distribution System
- PC Plan Co-ordination
- PCRD Policy and Coordination for Regional Development
- PEO Programme Evaluation Organisation
- PO&RM Programme Outcome & Responce Monitoring
- PPP Public Private Partnership
- RD Rural Development
- RSVY Rashtriya Sam Vikas Yojana
- SER Socio-Economic Research
- SME Small & Medium Enterprises
- SPI Statistics and Programme Implementation
- SJ & SW Social Justice & Social Welfare

- SP-C State Plan-Central
- SP-E State Plan-East
- SP-NE State Plan-North East
- S & T Science & Technology
- SP & Adm. State Plan & Administration
- SCoI Sectt. of Committee on Infrastructure
- TPT. Transport
- TRP Tsunami Reconstruction Plan
- VAC Voluntary Action Cell
- Voc.Edn. Vocational Education
- VSE Village & Small Enterprises
- WCD Women & child Development
- WE Women's Empowerment
- WR Water Resources
- TFS Task Force on Skills
- TA Tribal Affairs

SUMMARY					
Chairman	-	1	AS & FA	-	1
Dy. Chairman	-	1	Sr. Adv.	-	6
MOS	-	1	Sr.Consultants	-	2
Members	-	8	Consultant	-	1
Secretary	-	1	Advisers/DDG	-	28
Pr. Adviser	-	2	Jt. Secy.	-	1
Spl. Consultant	-	1	<b>Total</b>	-	<b>54</b>